

TRAFFIC DELINEATION

- 1 6" DASHED YELLOW CENTER LINE
- 2 6" SOLID WHITE LANE LINE
- 3 6" DASHED WHITE LANE LINE
- 4 6" DOUBLE YELLOW CENTER LINE
- 5 CROSS BIKE PER DETAIL # ON SHEET X
- 6 SOLID GREEN BIKE LANE MARKING
- 7 CROSSWALK 11' WIDE
- 8 12" STOP BAR
- 9 STOP PAVEMENT MARKING PER MUTCD FIGURE 3B-23(CA) (HALF-SIZE)
- 10 STOP PAVEMENT MARKING PER MUTCD FIGURE 3B-23(CA)

GENERAL NOTES

1. INSTALL ARROWS, CROSSWALKS, AND PAVEMENT MARKINGS AND MARKERS AS SHOWN.
2. ALL PERMANENT PAVEMENT MARKINGS (ARROWS, LANE LINES, CROSSWALKS, ETC.) SHALL BE THERMOPLASTIC, UNLESS OTHERWISE NOTED.
3. ALL TRAFFIC CONTROL DEVICES SHALL CONFORM TO THE 2014 EDITION OF THE CA MUTCD.
4. CYCLETRACK PAVEMENT OVERLAY NOT SHOWN TO IMPROVE CLARITY (SEE TYPICALS).
5. SAW CUT PAVEMENT REPLACEMENT NOT SHOWN TO IMPROVE CLARITY (SEE TYPICALS).

CONSTRUCTION NOTES

- A CROSSWALKS SHALL BE 11' WIDE, CROSSWALK LINES SHALL BE 12" SOLID WHITE, UNLESS OTHERWISE NOTED; LIMIT LINES SHALL BE 12" SOLID WHITE, UNLESS OTHERWISE NOTED.
- B BIKEWAY BUFFERS* PER DETAIL # ON SHEET X
*ALTERNATIVES INCLUDE: PAINTED BUFFERS, BOLLARDS, LANDSCAPE BOXES, RAISED MEDIAN
- C MEDIAN BUFFER PER DETAIL # ON SHEET X
- D INSTALL GREEN THERMOPLASTIC BIKE LANES PER DETAIL A ON SHEET X.
- E BIKE CROSSING PER DETAIL # ON SHEET X
- F BIKE BOX PER DETAIL # ON SHEET X

SURFACING LEGEND

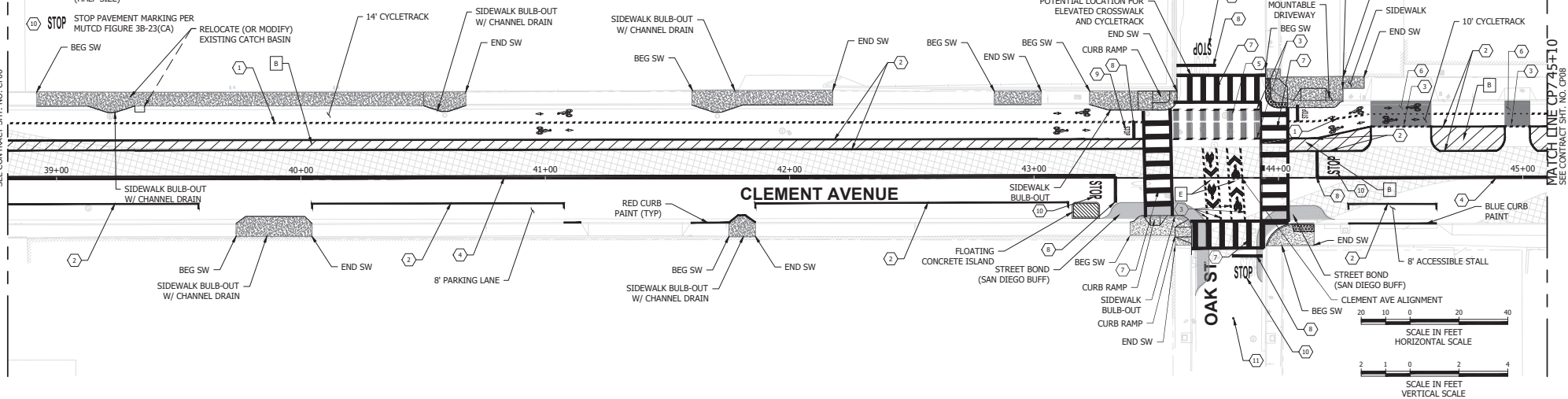
- RECONSTRUCT PAVEMENT (SEE TYPICALS)
- CONCRETE SIDEWALK
- FLOATING ISLAND (MOUNTABLE AT INTERSECTIONS)

LEGENDS AND SYMBOLS

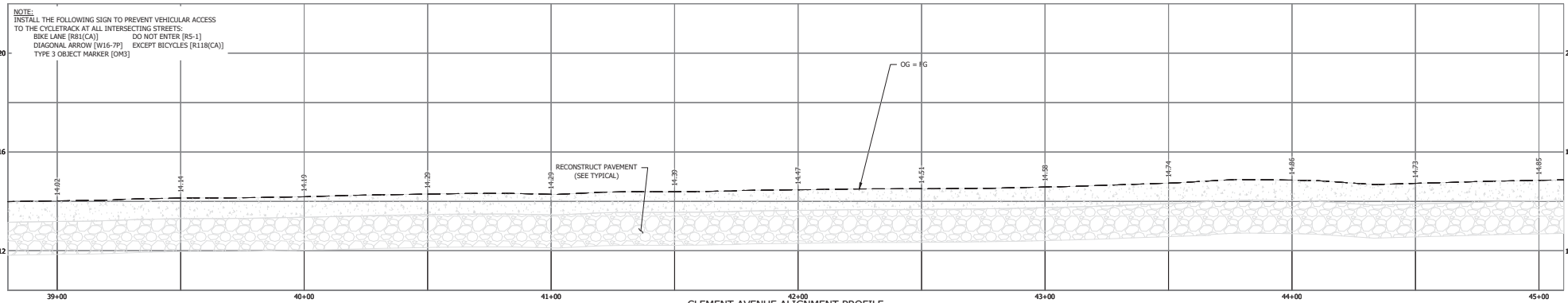
- PAVEMENT MARKING ARROWS (PROPOSED)
- PAVEMENT MARKING ARROWS (EXISTING)
- BIKE LANE ARROW MARKING (PROPOSED)
- SHARROW
- CROSSWALK YIELD SYMBOLS
- BLUE RETROREFLECTIVE RAISED PAVEMENT MARKER

30%

MATCH LINE CP6 38+80
SEE CONTRACT SHEET NO. CP6



MATCH LINE CP7 35+10
SEE CONTRACT SHEET NO. CP8



CLEMENT AVENUE ALIGNMENT PROFILE

PRELIMINARY - NOT FOR CONSTRUCTION

					CITY OF ALAMEDA		CLEMENT AVENUE SAFETY IMPROVEMENT PROJECT		CADD FILENAME 234996_CON.DWG	
							CONSTRUCTION PLAN AND PROFILE, CHANNELIZATION		SIZE: SCALE	
AS SHOWN										
									CONTRACT NO. 234996	
									REV. 0	
									CONTRACT SHEET NO. CP07	
									PAGE NO. 31	

DESIGNED: D. DAVID	DATE: 4/13/2020
DRAWN: D. DAVID	
CHECKED: J. GUNTER	
APPROVED: S. SCHUSTER	

REV.	DATE	BY	CHK	APP.	DESCRIPTION
------	------	----	-----	------	-------------

CADD FILENAME 234996_CON.DWG	
SIZE: D	SCALE AS SHOWN
CONTRACT NO. 234996	
CONTRACT SHEET NO. CP08	F

TRAFFIC DELINEATION

- 1 6" DASHED YELLOW CENTER LINE
- 2 6" SOLID WHITE LANE LINE
- 3 6" DASHED WHITE LANE LINE
- 4 6" DOUBLE YELLOW CENTER LINE
- 5 CROSS BIKE PER DETAIL # ON SHEET X
- 6 SOLID GREEN BIKE LANE MARKING
- 7 CROSSWALK 11' WIDE
- 8 12" STOP BAR
- 9 STOP PAVEMENT MARKING PER MUTCD FIGURE 3B-23(CA) (HALF-SIZE)
- 10 STOP PAVEMENT MARKING PER MUTCD FIGURE 3B-23(CA)

GENERAL NOTES

1. INSTALL ARROWS, CROSSWALKS, AND PAVEMENT MARKINGS AND MARKERS AS SHOWN.
2. ALL PERMANENT PAVEMENT MARKINGS (ARROWS, LANE LINES, CROSSWALKS, ETC.) SHALL BE THERMOPLASTIC, UNLESS OTHERWISE NOTED.
3. ALL TRAFFIC CONTROL DEVICES SHALL CONFORM TO THE 2014 EDITION OF THE CA MUTCD.
4. CYCLETRACK PAVEMENT OVERLAY NOT SHOWN TO IMPROVE CLARITY (SEE TYPICALS).
5. SAW CUT PAVEMENT REPLACEMENT NOT SHOWN TO IMPROVE CLARITY (SEE TYPICALS).

CONSTRUCTION NOTES

- A CROSSWALKS SHALL BE 11' WIDE, CROSSWALK LINES SHALL BE 12" SOLID WHITE, UNLESS OTHERWISE NOTED; LIMIT LINES SHALL BE 12" SOLID WHITE, UNLESS OTHERWISE NOTED.
- B BIKEWAY BUFFERS* PER DETAIL # ON SHEET X
*ALTERNATIVES INCLUDE: PAINTED BUFFERS, BOLLARDS, LANDSCAPE BOXES, RAISED MEDIAN
- C MEDIAN BUFFER PER DETAIL # ON SHEET X
- D INSTALL GREEN THERMOPLASTIC BIKE LANES PER DETAIL A ON SHEET X.
- E BIKE CROSSING PER DETAIL # ON SHEET X
- F BIKE BOX PER DETAIL # ON SHEET X

SURFACING LEGEND

- RECONSTRUCT PAVEMENT (SEE TYPICALS)
- CONCRETE SIDEWALK
- FLOATING ISLAND (MOUNTABLE AT INTERSECTIONS)

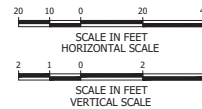
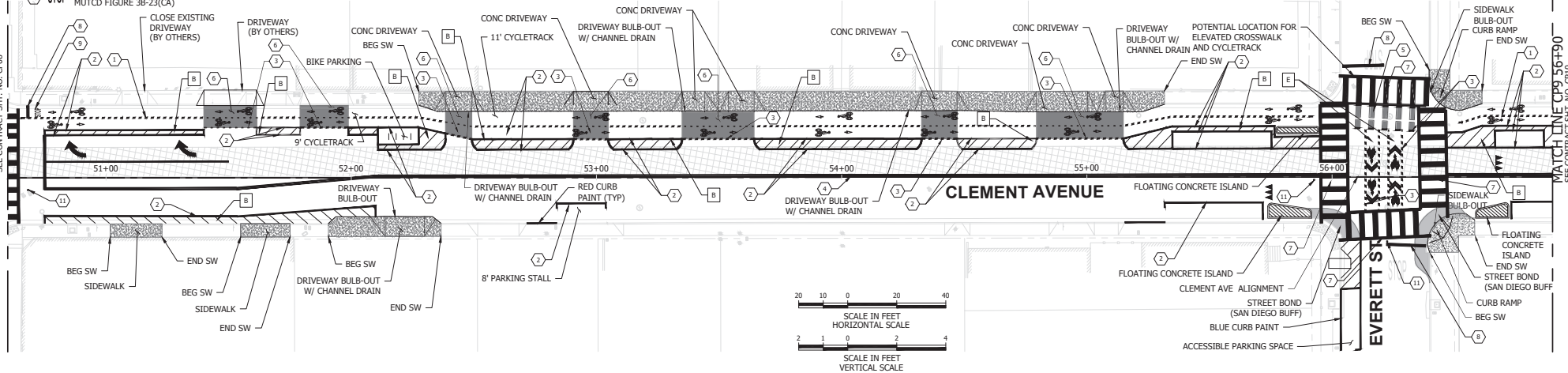
LEGENDS AND SYMBOLS

- PAVEMENT MARKING ARROWS (PROPOSED)
- PAVEMENT MARKING ARROWS (EXISTING)
- BIKE LANE ARROW MARKING (PROPOSED)
- SHARROW
- CROSSWALK YIELD SYMBOLS
- BLUE RETROREFLECTIVE RAISED PAVEMENT MARKER

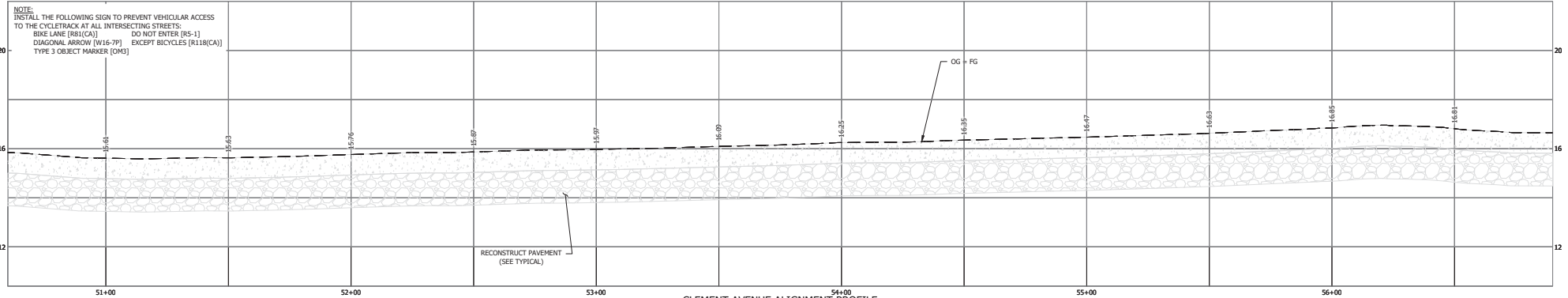
30%



MATCH LINE CP8 50+00
SEE CONTRACT SHEET NO. CP8B



NOTE:
INSTALL THE FOLLOWING SIGN TO PREVENT VEHICULAR ACCESS TO THE CYCLETRACK AT ALL INTERSECTING STREETS:
BIKE LANE (R11(CA)) DO NOT ENTER (R5-1)
DIAGONAL ARROW (W16-7P) EXCEPT BICYCLES (R18(CA))
TYPE 3 OBJECT MARKER (O163)



CLEMENT AVENUE ALIGNMENT PROFILE

PRELIMINARY - NOT FOR CONSTRUCTION

					CITY OF ALAMEDA		CLEMENT AVENUE SAFETY IMPROVEMENT PROJECT		CADD FILENAME: 234996_CON.DWG	
							CONSTRUCTION PLAN AND PROFILE, CHANNELIZATION		SIZE: SCALE D AS SHOWN	
CONTRACT NO. 234996 REV. 0										
									CONTRACT SHEET NO. CP09 PAGE NO. 33	

DESIGNED: D. DAVID	DATE: 4/13/2020
DRAWN: D. DAVID	
CHECKED: J. GUNTER	
APPROVED: S. SCHUSTER	

REV.	DATE	BY	CHK	APP.	DESCRIPTION

TRAFFIC DELINEATION

- 1 6" DASHED YELLOW CENTER LINE
- 2 6" SOLID WHITE LANE LINE
- 3 6" DASHED WHITE LANE LINE
- 4 6" DOUBLE YELLOW CENTER LINE
- 5 CROSS BIKE PER DETAIL # ON SHEET X
- 6 SOLID GREEN BIKE LANE MARKING
- 7 CROSSWALK 11" WIDE
- 8 12" STOP BAR
- 9 STOP PAVEMENT MARKING PER MUTCD FIGURE 3B-23(CA) (HALF-SIZE)
- 10 STOP PAVEMENT MARKING PER MUTCD FIGURE 3B-23(CA)

GENERAL NOTES

1. INSTALL ARROWS, CROSSWALKS, AND PAVEMENT MARKINGS AND MARKERS AS SHOWN.
2. ALL PERMANENT PAVEMENT MARKINGS (ARROWS, LANE LINES, CROSSWALKS, ETC.) SHALL BE THERMOPLASTIC, UNLESS OTHERWISE NOTED.
3. ALL TRAFFIC CONTROL DEVICES SHALL CONFORM TO THE 2014 EDITION OF THE CA MUTCD.
4. CYCLETRACK PAVEMENT OVERLAY NOT SHOWN TO IMPROVE CLARITY (SEE TYPICALS).
5. SAW CUT PAVEMENT REPLACEMENT NOT SHOWN TO IMPROVE CLARITY (SEE TYPICALS).

CONSTRUCTION NOTES

- A CROSSWALKS SHALL BE 11" WIDE, CROSSWALK LINES SHALL BE 12" SOLID WHITE, UNLESS OTHERWISE NOTED; LIMIT LINES SHALL BE 12" SOLID WHITE, UNLESS OTHERWISE NOTED.
- B BIKEWAY BUFFERS* PER DETAIL # ON SHEET X
*ALTERNATIVES INCLUDE: PAINTED BUFFERS, BOLLARDS, LANDSCAPE BOXES, RAISED MEDIAN
- C MEDIAN BUFFER PER DETAIL # ON SHEET X
- D INSTALL GREEN THERMOPLASTIC BIKE LANES PER DETAIL A ON SHEET X.
- E BIKE CROSSING PER DETAIL # ON SHEET X
- F BIKE BOX PER DETAIL # ON SHEET X

SURFACING LEGEND

- RECONSTRUCT PAVEMENT (SEE TYPICALS)
- CONCRETE SIDEWALK
- FLOATING ISLAND (MOUNTABLE AT INTERSECTIONS)

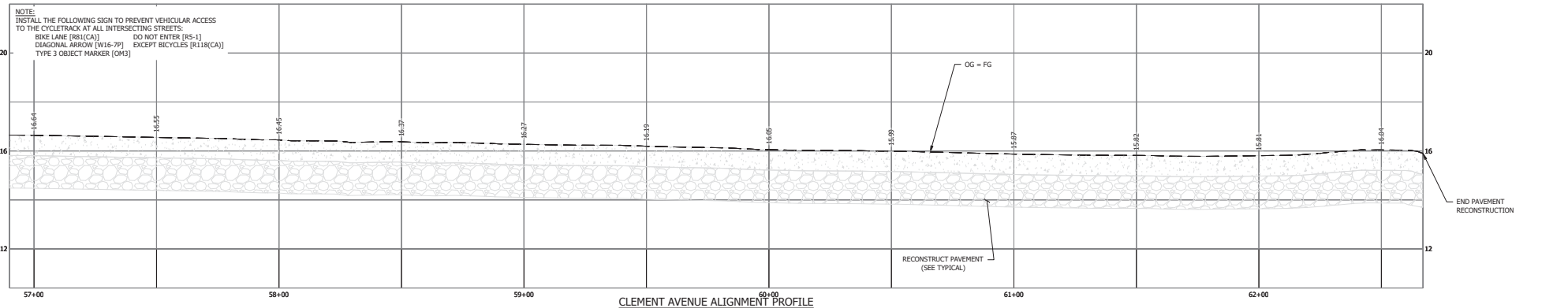
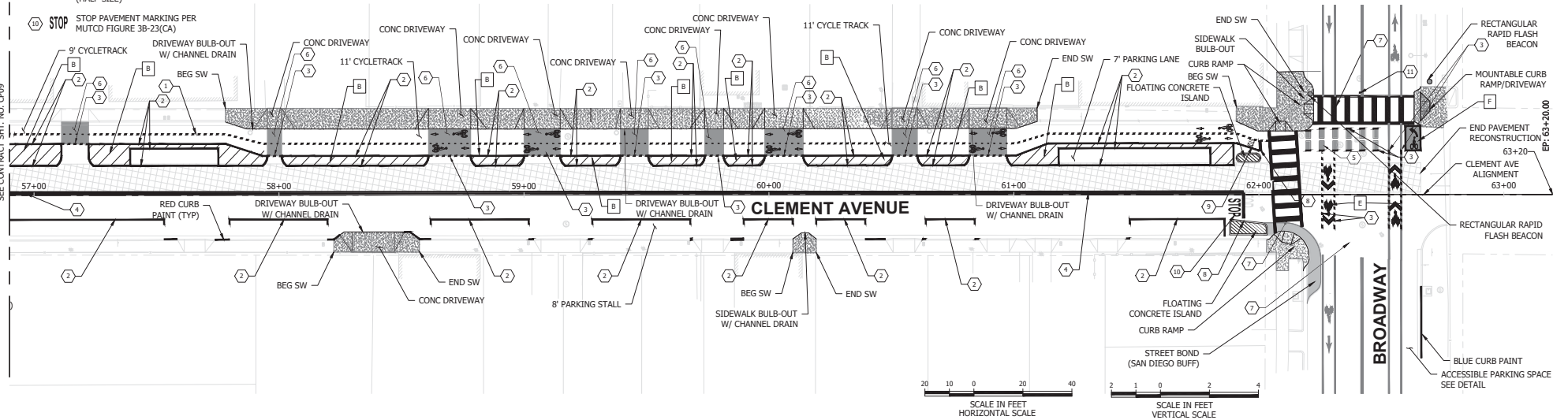
LEGENDS AND SYMBOLS

- PAVEMENT MARKING ARROWS (PROPOSED)
- PAVEMENT MARKING ARROWS (EXISTING)
- BIKE LANE ARROW MARKING (PROPOSED)
- SHARROW
- CROSSWALK YIELD SYMBOLS
- BLUE RETROREFLECTIVE RAISED PAVEMENT MARKER

30%



MATCH LINE CP956190
SEE CONTRACT SHT. NO. 090



CLEMENT AVENUE ALIGNMENT PROFILE

PRELIMINARY - NOT FOR CONSTRUCTION

					CITY OF ALAMEDA		CLEMENT AVENUE SAFETY IMPROVEMENT PROJECT		CADD FILENAME 234996_CON.DWG	
					CDM Smith		CONSTRUCTION PLAN AND PROFILE, CHANNELIZATION		SIZE: SCALE D AS SHOWN	
									CONTRACT NO. 234996	
									CONTRACT SHEET NO. CP10	
									REV. 0	
									PAGE NO. 34	

DESIGNED: D. DAVID	DATE: 4/13/2020
DRAWN: D. DAVID	
CHECKED: J. GUNTHER	
APPROVED: S. SCHUSTER	

REV.	DATE	BY	CHK	APP.	DESCRIPTION