

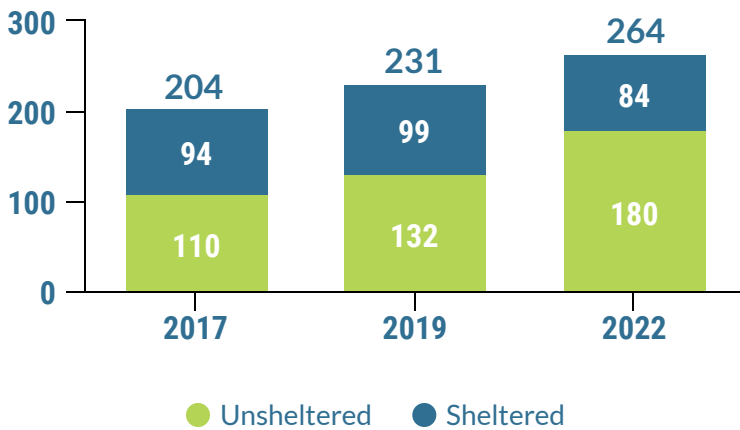


Alameda City 2022 Point In Time Count Unsheltered & Sheltered Report

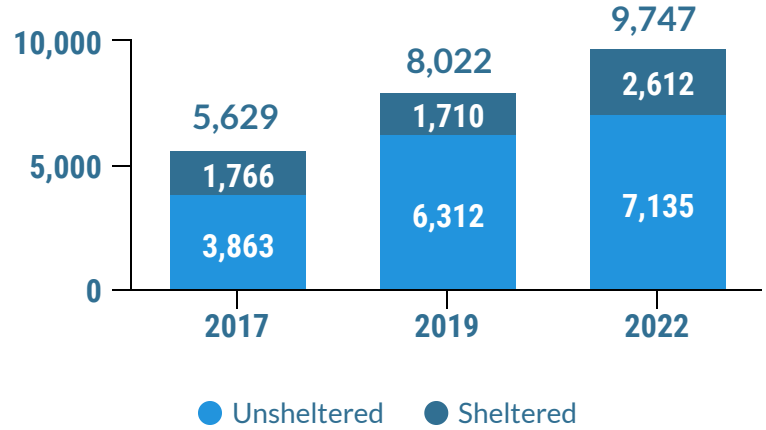


Every 2 years, communities conduct comprehensive counts of people experiencing homelessness in order to measure the prevalence of homelessness in each local community. The 2022 Alameda County EveryOne Counts! Point-in-Time Count was a community-wide effort conducted on February 23, 2022. The Count had not been conducted since 2019 due to COVID 19. Results presented below are for those individuals that were enrolled in sheltered services in Alameda City on the night of 2/22/22, or observed as part of the Count on the morning of 2/23/22.

Count of Unsheltered/Sheltered Individuals for Alameda City



Count of Unsheltered/Sheltered Individuals for Alameda County



Unsheltered Homelessness Data Summary



180 Individuals

Were observed as being unsheltered in Alameda City.



7,135 Individuals

Were observed as being unsheltered in Alameda County.

2.5% of *unsheltered* Individuals in Alameda County Live in Alameda City

Unsheltered Population by Location



	Tent	Car/Van	RV	Street/Outside	Abandoned Building
Alameda City 2022	18 (10%)	79 (44%)	31 (17%)	52 (29%)	0 (0%)
Alameda County 2022	2,216 (31%)	2,318 (32%)	1,600 (22%)	958 (13%)	43 (1%)

Sheltered Homelessness Data Summary



84 Individuals

Were Enrolled in Sheltered Services in Alameda City.



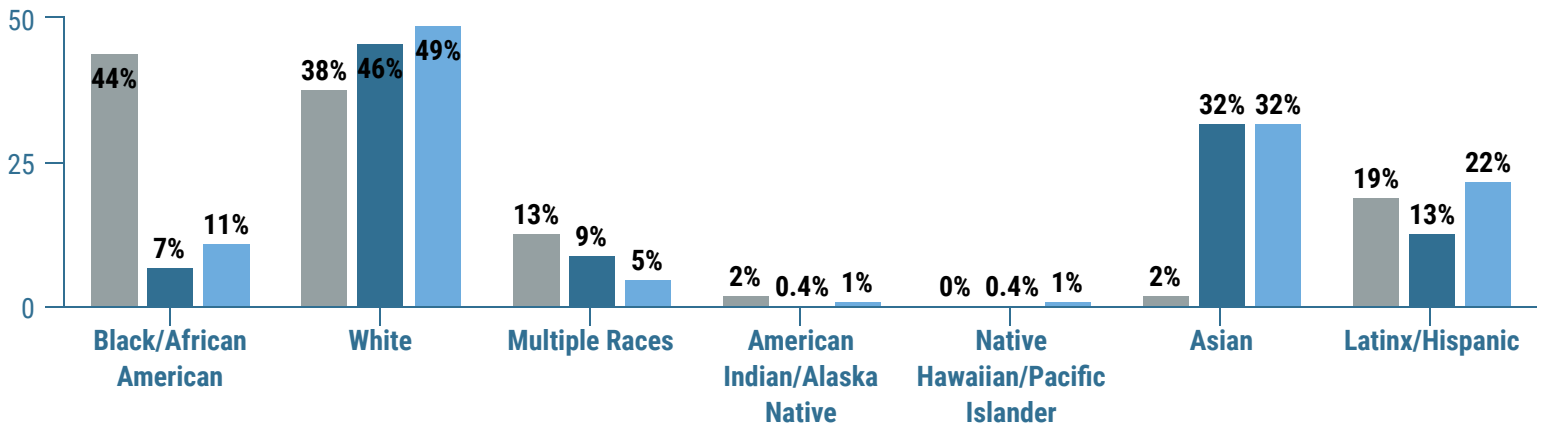
2,612 Individuals

Were Enrolled in Sheltered Services in Alameda County.

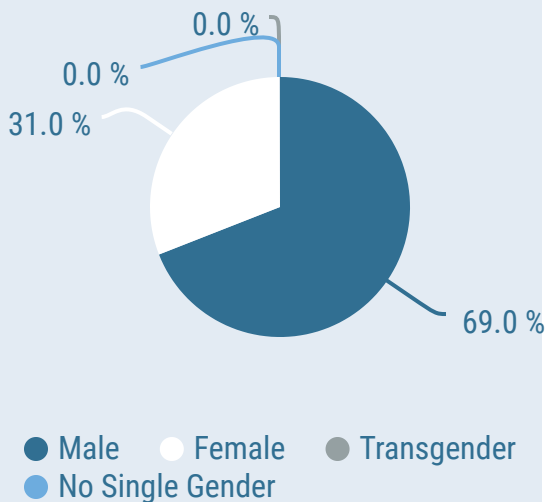
3% of *sheltered* individuals in Alameda County Live in Alameda City

% of Sheltered Individuals by Race/Ethnicity*

● Alameda City Sheltered Homeless 2022 ● Alameda City Population 2021 ● Alameda County Population 2021



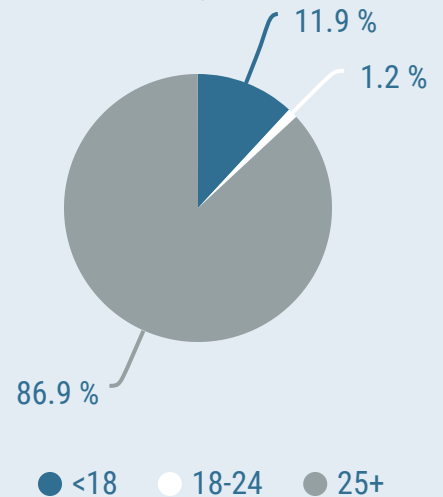
Gender Identity



Characteristics of Sheltered Clients**

- 13% Chronically Homeless
- 43% Veterans
- 13% Mental Health Issue
- 11% Substance Use Issue
- 0% HIV/AIDS
- 5% Fleeing Domestic & Dating Violence

Age



Emergency Shelter
55%



Type of Shelter Accessed:
Transitional Housing
45%



Safe Haven
0%

* Population data from 2021 Census Population Estimates. **Individuals can be in more than one category. Definition of *chronic homelessness*, according to HUD, is an individual that has a disabling condition and has had 4 episodes of homelessness in the last 3 years OR has been continuously homeless for 1 year or more.