



**City of Alameda
Finance Department
2263 Santa Clara Avenue, Room 220
Alameda, California 94501
(510) 747-4881**

September 20, 2022

Honorable Mayor and City Council:

I have reviewed the City of Alameda's Investment Transactions Report for the Quarter Ending June 30, 2022 and the Annual Investment Report for Fiscal Year Ending June 30, 2022.

The City's Investment Portfolio is in compliance with its statement of Investment Policy as established by my office.

I can confirm that as of June 30, 2022, the City of Alameda has sufficient funds to meet its pool's expenditure requirements for the next six months.

Sincerely,

A handwritten signature in black ink, appearing to read "Kevin Kennedy", with a long horizontal flourish extending to the right.

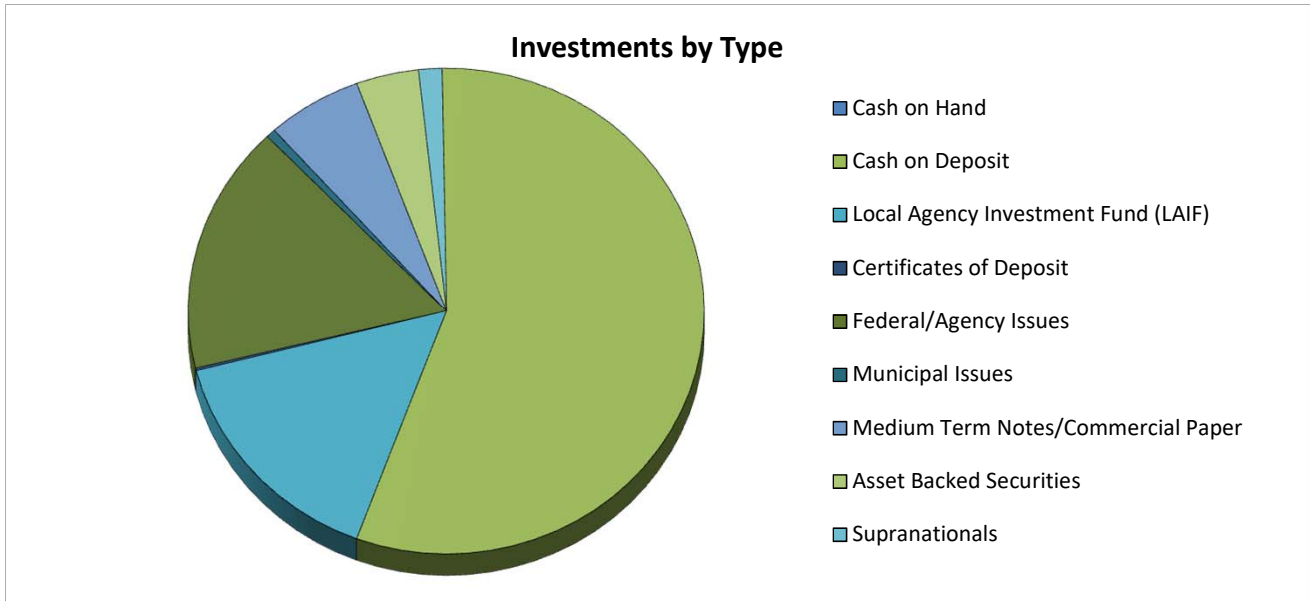
Kevin Kennedy
City Treasurer



Annual Investment Report



City of Alameda, California
Investment Portfolio Summary Report
June 30, 2022



	Book Value	% of Total	Average Duration in Days	Average Yield	Market Value
Cash on Hand	\$ 8,700	0.00%	-	-	\$ 8,700
Cash on Deposit	182,661,554	55.14%	-	-	182,661,554
Total Cash on Hand	182,670,254	55.15%	-	-	182,670,254
Local Agency Investment Fund (LAIF)	50,817,544	15.34%	15	0.86%	50,163,289
Certificates of Deposit	545,556	0.16%	170	0.41%	538,475
Federal/Agency Issues	56,646,702	17.10%	808	1.04%	54,240,606
Municipal Issues	2,003,323	0.60%	506	1.19%	1,930,870
Medium Term Notes/Commercial Paper	20,441,226	6.17%	939	1.80%	19,476,866
Asset Backed Securities	13,110,691	3.96%	1,117	1.13%	12,790,822
Supranationals	5,016,575	1.51%	894	1.59%	4,770,468
Total Pooled Investment Portfolio	148,581,615	44.85%	259	1.11%	143,911,396
Total Portfolio	\$ 331,251,869	100.00%			\$ 326,581,650
Amount over (under) Market Value vs. Book Value	(4,670,220)				
% of Portfolio	-1.41%				
Total Callable Investments	\$ 11,577,645				
% of Portfolio	8.04%				
Irrevocable Trust - Pension	\$ 12,334,843				\$ 12,019,784
Irrevocable Trust - OPEB	18,300,006				18,946,785
Total Irrevocable Trust (Pension/OPEB)	\$ 30,634,848				\$ 30,966,569

I verify that this investment portfolio is in conformity with all state laws and the City's investment policy, which is reviewed annually by the City Council and the City Treasurer of the City of Alameda.

Yield shown does not account for change in market value of investments

Margaret L. O'Brien, Finance Director

City of Alameda
 Detail for Investment Portfolio Summary Report
 June 30, 2022

INVESTMENT HELD WITH	DESCRIPTION	CUSIP #	BOOK VALUE June 30, 2022	RATE	YIELD	PURCHASE DATE	MATURITY DATE	TOTAL LIFE (DAYS)	REMAINING LIFE (DAYS)	CALL DATE	MARKET VALUE June 30, 2022
CASH ON HAND:											
-	PETTY CASH	-	\$ 5,280	-	-	-	-	-	-	-	\$ 5,280
-	CHANGE BOXES	-	3,420	-	-	-	-	-	-	-	3,420
-	TOTAL CASH ON HAND	-	\$ 8,700	-	-	-	-	-	-	-	\$ 8,700
CASH ON DEPOSIT:											
-	WELLS FARGO GENERAL CHECKING	-	\$ 182,459,224	-	-	-	-	-	-	-	\$ 182,459,224
-	FIDELITY - CHANDLER & PFM MONEY MARKET	-	202,330	-	-	-	-	-	-	-	202,330
-	TOTAL CASH ON DEPOSIT	-	\$ 182,661,554	-	-	-	-	-	-	-	\$ 182,661,554
LOCAL AGENCY INVESTMENT FUND:											
-	LOCAL AGENCY INVESTMENT FUND	-	\$ 50,817,544	0.75%	0.86%	04/15/22	07/15/22	91	15	-	\$ 50,163,289
-	TOTAL LOCAL AGENCY INVESTMENT FUND	-	\$ 50,817,544	0.75%	0.86%	-	-	91	15	-	\$ 50,163,289
CERTIFICATES OF DEPOSIT:											
-	BANK OF MARIN CD	-	\$ 97,081	0.11%	0.11%	01/31/22	01/30/23	364	214	-	\$ 97,081
-	BEACON BUSINESS BANK CD	-	98,474	0.05%	0.05%	05/05/22	08/05/22	92	36	-	98,474
PFM	CREDIT SUISSE AG C D	22552G3C2	350,000	0.59%	0.60%	03/19/21	03/17/23	728	260	-	342,920
-	TOTAL CERTIFICATES OF DEPOSIT	-	\$ 545,556	0.41%	0.41%	-	-	395	170	-	\$ 538,475
FEDERAL / AGENCY ISSUES:											
CHANDLER	F H L B	3130A1XJ2	\$ 453,805	2.88%	2.89%	06/18/19	06/14/24	1,823	715	-	\$ 433,438
CHANDLER	F H L B	3130A1XJ2	276,477	2.88%	2.89%	06/18/19	06/14/24	1,823	715	-	264,049
CHANDLER	F H L B	3130A1XJ2	312,396	2.88%	2.89%	07/16/19	06/14/24	1,795	715	-	298,923
CHANDLER	F H L B DEB	313383YJ4	557,222	3.38%	3.36%	10/29/18	09/08/23	1,775	435	-	552,657
CHANDLER	F H L B DEB	3130A0F70	770,820	3.38%	3.36%	12/28/18	12/08/23	1,806	526	-	753,938
CHANDLER	F H L B DEB	3130AB3H7	950,067	2.38%	2.40%	04/29/19	03/08/24	1,775	617	-	939,047
CHANDLER	F H L B DEB	3130A2UW4	841,432	2.88%	2.89%	09/13/19	09/13/24	1,827	806	-	796,688
PFM	F H L B DEB	3133834G3	156,543	2.13%	2.14%	03/24/20	06/09/23	1,172	344	-	148,754
CHANDLER	F H L M C	3137EAEN5	397,992	2.75%	2.75%	07/20/18	06/19/23	1,795	354	-	399,060
CHANDLER	F H L M C	3137EAEP0	1,089,161	1.50%	1.57%	02/13/20	02/12/25	1,826	958	-	1,047,763
PFM	F H L M C	3137EAEQ8	174,563	0.38%	0.38%	04/17/20	04/20/23	1,098	294	-	171,523
CHANDLER	F H L M C	3137EAER6	944,603	0.38%	0.38%	05/05/20	05/05/23	1,095	309	-	924,900
PFM	F H L M C	3137EAEW5	794,738	0.25%	0.26%	09/02/20	09/08/23	1,101	435	-	770,331
PFM	F H L M C	3137EAEW5	595,109	0.25%	0.26%	09/02/20	09/08/23	1,101	435	-	576,537
PFM	F H L M C	3137EAEW5	999,710	0.25%	0.26%	10/07/20	09/08/23	1,066	435	-	968,970
PFM	F H L M C MTN	3137EAES4	847,518	0.25%	0.26%	06/24/20	06/26/23	1,097	361	-	827,288
CHANDLER	F H L M C MTN	3137EAEU9	572,137	0.38%	0.41%	07/21/20	07/21/25	1,826	1,117	-	530,409
CHANDLER	F H L M C MTN	3137EAUV7	584,403	0.25%	0.26%	08/19/20	08/24/23	1,100	420	-	567,280
PFM	F H L M C MTN	3137EAUV7	829,153	0.25%	0.26%	08/19/20	08/24/23	1,100	420	-	804,859
CHANDLER	F H L M C MTN	3137EAEX3	623,119	0.38%	0.41%	09/23/20	09/23/25	1,826	1,181	-	573,306
PFM	F H L M C MTN	3137EAEX1	323,788	0.13%	0.13%	10/14/20	10/16/23	1,097	473	-	313,485
PFM	F H L M C MTN	3137EAEX8	1,163,952	0.25%	0.26%	11/03/20	11/06/23	1,098	494	-	1,123,817
PFM	F H L M C MTN	3137EAF2	814,193	0.25%	0.26%	12/02/20	12/04/23	1,097	522	-	784,185
CHANDLER	F H L M C MTN	3137EAEX3	398,844	0.38%	0.41%	12/16/20	09/23/25	1,742	1,181	-	366,916
CHANDLER	F H L M C MTN	3137EAEU9	449,271	0.38%	0.41%	01/25/21	07/21/25	1,638	1,117	-	415,103
CHANDLER	F N M A	3135G0U43	901,290	2.88%	2.88%	09/12/18	09/12/23	1,826	439	-	904,919
CHANDLER	F N M A	3135G0W66	354,393	1.63%	1.68%	10/17/19	10/15/24	1,825	838	-	344,009
CHANDLER	F N M A	3135G0X24	363,836	1.63%	1.69%	01/08/20	01/07/25	1,826	922	-	352,440
CHANDLER	F N M A	3135G0X24	620,988	1.63%	1.69%	03/04/20	01/07/25	1,770	922	-	579,354
CHANDLER	F N M A	3135G04Q3	473,570	0.25%	0.26%	05/20/20	05/22/23	1,097	326	-	464,184
PFM	F N M A	3135G04Q3	1,380,831	0.25%	0.26%	05/20/20	05/22/23	1,097	326	-	1,353,464
CHANDLER	F N M A	3135G04Z3	538,882	0.54%	0.54%	06/17/20	06/17/25	1,826	1,083	-	500,909
CHANDLER	F N M A	3135G05G4	773,334	0.25%	0.26%	07/08/20	07/10/23	1,097	375	-	754,455
PFM	F N M A	3135G05G4	883,097	0.25%	0.26%	07/08/20	07/10/23	1,097	375	-	861,539
CHANDLER	F N M A	3135G05X7	646,958	0.38%	0.41%	08/25/20	08/25/25	1,826	1,152	-	596,973
CHANDLER	F N M A	3135G06G3	896,778	0.50%	0.55%	11/09/20	11/07/25	1,824	1,226	-	826,290

City of Alameda
 Detail for Investment Portfolio Summary Report
 June 30, 2022

INVESTMENT HELD WITH	DESCRIPTION	CUSIP #	BOOK VALUE June 30, 2022	RATE	YIELD	PURCHASE DATE	MATURITY DATE	TOTAL LIFE (DAYS)	REMAINING LIFE (DAYS)	CALL DATE	MARKET VALUE June 30, 2022
CHANDLER	F N M A	3135G05X7	374,036	0.38%	0.41%	12/16/20	08/25/25	1,713	1,152	-	344,408
CHANDLER	F N M A	3135G04Z3	485,601	0.50%	0.54%	01/11/21	06/17/25	1,618	1,083	-	449,891
CHANDLER	F N M A	3135G06G3	124,948	0.50%	0.55%	01/11/21	11/07/25	1,761	1,226	-	114,763
CHANDLER	F N M A DEB	3135G03U5	858,228	0.63%	0.67%	04/22/20	04/22/25	1,826	1,027	-	804,186
CHANDLER	U S TREASURY NT	912828N30	49,223	2.13%	2.13%	01/25/18	12/31/22	1,801	184	-	49,895
CHANDLER	U S TREASURY NT	912828B66	917,789	2.75%	2.76%	04/29/19	02/15/24	1,753	595	-	896,832
CHANDLER	U S TREASURY NT	912828X70	802,813	2.00%	2.04%	06/10/19	04/30/24	1,786	670	-	786,032
CHANDLER	U S TREASURY NT	912828V23	459,035	2.25%	2.28%	06/26/19	12/31/23	1,649	549	-	445,185
CHANDLER	U S TREASURY NT	912828D56	731,035	2.38%	2.41%	08/29/19	08/15/24	1,813	777	-	690,732
CHANDLER	U S TREASURY NT	9128283D0	920,355	2.25%	2.29%	11/07/19	10/31/24	1,820	854	-	884,880
CHANDLER	U S TREASURY NT	912828XX3	910,301	2.00%	2.04%	12/12/19	06/30/24	1,662	731	-	883,017
CHANDLER	U S TREASURY NT	912828ZC7	913,887	1.13%	1.19%	03/18/20	02/28/25	1,808	974	-	856,620
PFM	U S TREASURY NT	91282CAW1	935,694	0.25%	0.26%	12/01/20	11/15/23	1,079	503	-	901,031
PFM	U S TREASURY NT	91282CBA8	224,490	0.13%	0.13%	01/06/21	12/15/23	1,073	533	-	215,894
CHANDLER	U S TREASURY NT	91282CAT8	989,219	0.25%	0.28%	01/11/21	10/31/25	1,754	1,219	-	911,250
PFM	U S TREASURY NT	91282CBE0	773,789	0.13%	0.13%	02/02/21	01/15/24	1,077	564	-	741,853
CHANDLER	U S TREASURY NT	91282CAM3	988,086	0.25%	0.27%	02/19/21	09/30/25	1,684	1,188	-	913,630
PFM	U S TREASURY NT	91282CBM2	14,937	0.13%	0.13%	02/24/21	02/15/24	1,086	595	-	14,331
PFM	U S TREASURY NT	91282CBM2	1,095,396	0.13%	0.13%	03/01/21	02/15/24	1,081	595	-	1,050,973
CHANDLER	U S TREASURY NT	91282CAZ4	1,080,277	0.38%	0.41%	03/26/21	11/30/25	1,710	1,249	-	1,004,696
CHANDLER	U S TREASURY NT	91282CAT8	97,750	0.25%	0.28%	03/26/21	10/31/25	1,680	1,219	-	91,125
PFM	U S TREASURY NT	91282CBR1	199,586	0.25%	0.26%	03/29/21	03/15/24	1,082	624	-	190,962
CHANDLER	U S TREASURY NT	91282CBR1	648,426	0.25%	0.26%	03/30/21	03/15/24	1,081	624	-	620,627
PFM	U S TREASURY NT	912828X70	576,619	2.00%	2.04%	04/05/21	04/30/24	1,121	670	-	540,397
PFM	U S TREASURY NT	91282CBV2	475,353	0.38%	0.39%	04/27/21	04/15/24	1,084	655	-	453,440
CHANDLER	U S TREASURY NT	91282CAM3	195,688	0.25%	0.27%	04/29/21	09/30/25	1,615	1,188	-	182,726
PFM	U S TREASURY NT	912828YM6	595,911	1.50%	1.56%	05/04/21	10/31/24	1,276	854	-	555,525
PFM	U S TREASURY NT	912828YV6	466,664	1.50%	1.56%	06/02/21	11/30/24	1,277	884	-	434,093
PFM	U S TREASURY NT	91282CCG4	349,139	0.25%	0.26%	06/16/21	06/15/24	1,095	716	-	331,898
PFM	U S TREASURY NT	91282CCG4	298,430	0.25%	0.26%	06/17/21	06/15/24	1,094	716	-	284,484
PFM	U S TREASURY NT	91282CCG4	496,660	0.25%	0.26%	06/18/21	06/15/24	1,093	716	-	474,140
PFM	U S TREASURY NT	91282CCG4	1,242,041	0.25%	0.26%	06/28/21	06/15/24	1,083	716	-	1,185,350
PFM	U S TREASURY NT	91282CCG4	720,299	0.25%	0.26%	07/01/21	06/15/24	1,080	716	-	687,503
PFM	U S TREASURY NT	91282CCL3	900,984	0.38%	0.40%	08/04/21	07/15/24	1,076	746	-	853,668
PFM	U S TREASURY NT	91282CCL3	249,971	0.38%	0.40%	08/05/21	07/15/24	1,075	746	-	237,130
PFM	U S TREASURY NT	91282CCL3	349,357	0.38%	0.40%	08/10/21	07/15/24	1,070	746	-	331,982
PFM	U S TREASURY NT	91282CCT6	299,449	0.38%	0.40%	08/23/21	08/15/24	1,088	777	-	283,794
PFM	U S TREASURY NT	91282CCT6	948,961	0.38%	0.40%	09/01/21	08/15/24	1,079	777	-	898,681
CHANDLER	U S TREASURY NT	91282CCW9	258,588	0.75%	0.83%	09/17/21	08/31/26	1,809	1,523	-	236,660
PFM	U S TREASURY NT	91282CDA6	539,726	0.25%	0.26%	10/04/21	09/30/23	726	457	-	522,196
PFM	U S TREASURY NT	91282CCX7	473,126	0.38%	0.40%	10/04/21	09/15/24	1,077	808	-	448,319
CHANDLER	U S TREASURY NT	91282CCZ2	507,350	0.88%	0.96%	10/06/21	09/30/26	1,820	1,553	-	465,773
PFM	U S TREASURY NT	91282CCX7	447,557	0.38%	0.40%	10/07/21	09/15/24	1,074	808	-	424,724
CHANDLER	U S TREASURY NT	91282CCZ2	495,156	0.88%	0.96%	10/12/21	09/30/26	1,814	1,553	-	456,640
CHANDLER	U S TREASURY NT	91282CCZ2	502,370	0.88%	0.96%	10/18/21	09/30/26	1,808	1,553	-	465,773
PFM	U S TREASURY NT	91282CD00	922,362	0.38%	0.39%	11/01/21	10/31/23	729	488	-	893,929
PFM	U S TREASURY NT	91282CDB4	472,662	0.63%	0.66%	11/01/21	10/15/24	1,079	838	-	450,044
CHANDLER	U S TREASURY NT	91282CDG3	506,892	1.13%	1.23%	11/15/21	10/31/26	1,811	1,584	-	470,098
PFM	U S TREASURY NT	91282CDH1	547,443	0.75%	0.79%	12/02/21	11/15/24	1,079	869	-	521,510
PFM	U S TREASURY NT	91282CDN8	250,322	1.00%	1.05%	12/22/21	12/15/24	1,089	899	-	238,078
PFM	U S TREASURY NT	91282CDN8	449,666	1.00%	1.05%	01/03/22	12/15/24	1,077	899	-	428,540
CHANDLER	U S TREASURY NT	91282CED9	243,301	1.75%	1.82%	04/08/22	03/15/25	1,072	989	-	241,690
PFM	U S TREASURY NT	9128284M9	548,045	2.88%	2.90%	05/04/22	04/30/25	1,092	1,035	-	547,635
PFM	U S TREASURY NT	91282CEQ0	1,246,191	2.75%	2.78%	06/01/22	05/15/25	1,079	1,050	-	1,240,425
CHANDLER	U S TREASURY NT	91282CET4	489,824	2.63%	2.69%	06/09/22	05/31/27	1,817	1,796	-	490,545
CHANDLER	U S TREASURY NT	91282CEF4	487,754	2.50%	2.58%	06/09/22	03/31/27	1,756	1,735	-	487,830
-	TOTAL FEDERAL / AGENCY ISSUES	-	\$ 56,646,702	1.01%	1.04%	-	-	1,410	808	-	\$ 54,240,606

City of Alameda
Detail for Investment Portfolio Summary Report
June 30, 2022

INVESTMENT HELD WITH	DESCRIPTION	CUSIP #	BOOK VALUE June 30, 2022	RATE	YIELD	PURCHASE DATE	MATURITY DATE	TOTAL LIFE (DAYS)	REMAINING LIFE (DAYS)	CALL DATE	MARKET VALUE June 30, 2022
<u>MUNICIPAL ISSUES:</u>											
PFM	CALIFORNIA	13017HAJ5	\$ 95,000	1.33%	1.33%	11/13/20	07/01/22	595	1	-	\$ 95,000
PFM	CALIFORNIA ST DEPT	13067WQZ8	65,000	0.35%	0.35%	07/30/20	12/01/22	854	154	-	64,422
PFM	CALIFORNIA ST DEPT	13067WRA2	30,000	0.41%	0.43%	07/30/20	12/01/23	1,219	519	-	28,868
CHANDLER	CALIFORNIA ST TXBL	13063DRK6	593,323	2.40%	2.45%	10/16/19	10/01/24	1,812	824	-	568,528
PFM	FLORIDA ST BRD ADMIN	341271AD6	110,000	1.26%	1.35%	09/03/20	07/01/25	1,762	1,097	-	102,917
PFM	LOS ANGELES CA	54438CYH9	85,000	0.44%	0.46%	10/30/20	08/01/23	1,005	397	-	82,616
PFM	MARYLAND ST	574193TP3	240,000	0.41%	0.42%	07/23/20	08/01/23	1,104	397	-	233,798
PFM	MISSISSIPPI ST	605581MY0	115,000	0.42%	0.44%	07/24/20	11/01/23	1,195	489	-	111,188
PFM	NEW JERSEY ST TPK	646140DN0	95,000	0.90%	0.96%	01/22/21	01/01/25	1,440	916	-	88,987
PFM	NEW YORK ST URBAN	650036DS2	315,000	0.62%	0.65%	12/16/20	03/15/24	1,185	624	-	300,794
PFM	NEW YORK ST URBAN	650036DR4	105,000	0.48%	0.49%	12/16/20	03/15/23	819	258	-	103,123
PFM	SAN JUAN CA	798306WM4	155,000	0.50%	0.51%	10/16/20	08/01/23	1,019	397	-	150,631
-	TOTAL MUNICIPAL ISSUES	-	\$ 2,003,323	1.16%	1.19%	-	-	1,167	506	-	\$ 1,930,870

MEDIUM TERM NOTES / COMMERCIAL PAPER:

PFM	3M COMPANY	88579YBL4	\$ 224,143	1.75%	1.75%	08/19/19	02/14/23	1,275	229	01/14/2023	\$ 224,584
PFM	ADOBE INC	00724PAA7	49,932	1.70%	1.71%	01/22/20	02/01/23	1,106	216	-	49,673
CHANDLER	AMAZON COM INC	023135BX3	786,587	1.00%	1.10%	05/10/21	05/12/26	1,828	1,412	04/12/2026	718,434
PFM	AMAZON COM INC	023135BW5	329,518	0.45%	0.47%	05/10/21	05/12/24	1,098	682	-	313,764
PFM	AMAZON COM INC	023135CE4	99,841	3.00%	3.04%	04/11/22	04/13/25	1,098	1,018	-	98,985
PFM	AMAZON COM INC SR NT	023135BP0	149,790	0.40%	0.41%	06/01/20	06/03/23	1,097	338	-	146,303
PFM	AMERICAN EXPRESS CO	025816CG2	51,790	2.50%	2.57%	11/19/21	07/30/24	984	761	06/30/2024	48,647
PFM	AMERICAN EXPRESS CO	025816CG2	181,265	2.50%	2.57%	11/19/21	07/30/24	984	761	06/30/2024	170,265
PFM	AMERICAN EXPRESS CO	025816CQ0	39,960	2.25%	2.34%	03/01/22	03/04/25	1,099	978	08/04/2022	38,427
CHANDLER	AMERICAN HONDA MTN	02665WCJ8	179,689	3.45%	3.44%	07/11/18	07/14/23	1,829	379	-	180,083
CHANDLER	AMERICAN HONDA MTN	02665WCQ2	439,639	3.63%	3.62%	10/03/18	10/10/23	1,833	467	-	441,166
PFM	AMERICAN HONDA MTN	02665WDY4	149,901	0.75%	0.80%	09/07/21	08/09/24	1,067	771	-	141,078
PFM	AMERICAN HONDA MTN	02665WEA5	174,862	1.50%	1.59%	01/11/22	01/13/25	1,098	928	-	166,065
PFM	APPLE INC	037833DV9	214,415	0.75%	0.76%	05/04/20	05/11/23	1,102	315	-	211,225
CHANDLER	APPLE INC	037833DN7	307,452	2.05%	2.19%	12/02/21	09/11/26	1,744	1,534	07/11/2026	282,453
PFM	ASTRAZENECA L P	04636NAC7	219,980	0.70%	0.74%	05/25/21	05/28/24	1,099	698	-	208,474
CHANDLER	BANK AMER CORP MTN	06051GJD2	250,865	1.32%	1.45%	06/17/21	06/19/26	1,828	1,450	06/19/2025	227,260
CHANDLER	BANK AMER CORP MTN	06051GJD2	250,455	1.32%	1.45%	07/16/21	06/19/26	1,799	1,450	06/19/2025	227,260
PFM	BANK NEW YORK MTN	06406RBC0	549,923	3.35%	3.40%	04/19/22	04/25/25	1,102	1,030	03/25/2025	543,703
CHANDLER	BANK OF AMERICA	06051GHF9	401,628	3.55%	3.56%	03/06/19	03/05/24	1,826	614	03/05/2023	398,716
PFM	BANK OF AMERICA MTN	06051GJC4	345,000	1.49%	1.52%	05/14/20	05/19/24	1,466	689	05/19/2023	337,151
CHANDLER	BERKSHIRE HATHAWAY	084664CZ2	584,889	2.30%	2.45%	03/07/22	03/15/27	1,834	1,719	02/15/2027	552,562
PFM	BK OF AMERICA MTN	06051GKE8	350,000	1.53%	1.65%	12/01/21	12/06/25	1,466	1,255	12/06/2024	325,658
PFM	BMW US CAP LLC	05565EBU8	94,991	0.75%	0.80%	08/09/21	08/12/24	1,099	774	-	89,356
PFM	BMW US CAP LLC EXTND	05565EBZ7	109,897	3.25%	3.31%	03/28/22	04/01/25	1,100	1,006	-	108,658
PFM	BRISTOL MYERS SQUIBB	110122DT2	205,000	0.54%	0.56%	11/09/20	11/13/23	1,099	501	-	197,841
CHANDLER	CATERPILLAR FINL MTN	14913Q3B3	480,083	2.15%	2.22%	01/28/20	11/08/24	1,746	862	-	460,308
PFM	CATERPILLAR FINL MTN	14913R2F3	99,932	0.45%	0.47%	09/09/20	09/14/23	1,100	441	-	96,971
PFM	CATERPILLAR FINL MTN	14913R2P1	219,701	0.60%	0.64%	09/07/21	09/13/24	1,102	806	-	206,996
PFM	CHEVRON CORP NEW SR	166764BV1	100,000	1.14%	1.16%	05/07/20	05/11/23	1,099	315	-	98,286
PFM	CINTAS CORP	17252MAP5	99,978	3.45%	3.48%	04/26/22	05/01/25	1,101	1,036	04/01/2025	99,661
PFM	CITIGROUP INC	172967MX6	70,000	0.98%	1.05%	04/27/21	05/01/25	1,465	1,036	04/01/2025	65,578
PFM	CITIGROUP INC	17327CAN3	45,000	2.01%	2.15%	01/18/22	01/25/26	1,468	1,305	01/25/2025	42,156
PFM	CITIGROUP INC SR NT	172967MT5	185,000	0.78%	0.81%	10/23/20	10/30/24	1,468	853	09/30/2024	176,361
PFM	DEERE JOHN MTN	24422EVY2	54,974	1.25%	1.32%	01/04/22	01/10/25	1,102	925	-	52,155
CHANDLER	DUKE ENERGY FLORIDA	26444HAC5	515,740	3.20%	3.31%	02/22/22	01/15/27	1,788	1,660	10/15/2026	487,810
PFM	GOLDMAN SACHS GROUP	38141GXL3	175,000	0.63%	0.64%	11/16/20	11/17/23	1,096	505	11/17/2022	172,813
PFM	GOLDMAN SACHS GROUP	38141GZH0	175,000	1.76%	1.83%	01/19/22	01/24/25	1,101	939	01/24/2024	168,229
PFM	HOME DEPOT INC	437076CM2	34,939	2.70%	2.76%	03/24/22	04/15/25	1,118	1,020	03/15/2025	34,341
PFM	HSBC USA INC	40428HTA0	334,987	3.75%	3.78%	05/17/22	05/24/24	738	694	-	333,030
PFM	IBM CORP	459200HU8	192,371	3.63%	3.62%	10/02/20	02/12/24	1,228	592	-	175,371
PFM	JOHN DEERE MTN	24422EVH9	99,918	0.70%	0.72%	06/01/20	07/05/23	1,129	370	-	97,550

City of Alameda
Detail for Investment Portfolio Summary Report
June 30, 2022

INVESTMENT HELD WITH	DESCRIPTION	CUSIP #	BOOK VALUE June 30, 2022	RATE	YIELD	PURCHASE DATE	MATURITY DATE	TOTAL LIFE (DAYS)	REMAINING LIFE (DAYS)	CALL DATE	MARKET VALUE June 30, 2022
CHANDLER	JOHN DEERE MTN	24422EVN6	349,752	0.45%	0.47%	03/01/21	01/17/24	1,052	566	-	335,615
PFM	JOHN DEERE MTN	24422EVN6	79,943	0.45%	0.47%	03/01/21	01/17/24	1,052	566	-	76,712
PFM	JOHN DEERE MTN	24422EVQ9	74,906	0.45%	0.48%	06/07/21	06/07/24	1,096	708	-	70,862
PFM	JOHN DEERE MTN	24422EWF2	84,980	3.40%	3.42%	06/01/22	06/06/25	1,101	1,072	-	84,621
CHANDLER	JPMORGAN CHASE	46647PCK0	100,000	0.97%	1.04%	06/21/21	06/23/25	1,463	1,089	06/23/2024	93,480
CHANDLER	JPMORGAN CHASE	46647PCK0	155,160	0.97%	1.04%	06/22/21	06/23/25	1,462	1,089	06/23/2024	144,894
PFM	JPMORGAN CHASE CO	46647PBS4	170,000	0.65%	0.68%	09/09/20	09/16/24	1,468	809	09/16/2023	162,925
PFM	JPMORGAN CHASE CO	46647PBY1	90,000	0.56%	0.60%	02/09/21	02/16/25	1,468	962	02/16/2024	84,765
CHANDLER	JPMORGAN CHASE CO	46647PBK1	174,271	2.08%	2.23%	05/20/21	04/22/26	1,798	1,392	04/22/2025	157,092
CHANDLER	JPMORGAN CHASE CO	46647PCH7	105,000	0.82%	0.88%	05/24/21	06/01/25	1,469	1,067	06/01/2024	98,123
CHANDLER	JPMORGAN CHASE CO	46647PCH7	285,465	0.82%	0.88%	05/24/21	06/01/25	1,469	1,067	06/01/2024	266,333
CHANDLER	JPMORGAN CHASE CO	46647PCH7	145,232	0.82%	0.88%	05/24/21	06/01/25	1,469	1,067	06/01/2024	135,503
PFM	JPMORGAN CHASE CO	46647PCH7	140,000	0.82%	0.88%	05/24/21	06/01/25	1,469	1,067	06/01/2024	130,830
PFM	JPMORGAN CHASE CO	46647PCZ7	225,000	4.08%	4.13%	04/19/22	04/26/26	1,468	1,396	04/26/2025	222,194
PFM	MORGAN STANLEY	61772BAA1	25,000	0.73%	0.75%	04/19/21	04/05/24	1,082	645	03/05/2024	24,372
PFM	MORGAN STANLEY MTN	61747YEM3	265,000	2.63%	2.76%	02/16/22	02/18/26	1,463	1,329	02/18/2025	252,821
CHANDLER	MORGAN STANLEY MTN	6174468Q5	236,153	2.19%	2.34%	05/18/22	04/28/26	1,441	1,398	03/28/2026	234,038
PFM	NATIONAL RURAL MTN	63743HEU2	89,938	0.35%	0.37%	02/01/21	02/08/24	1,102	588	-	85,665
PFM	NATIONAL RURAL MTN	63743HFC1	64,998	1.88%	1.97%	01/31/22	02/07/25	1,103	953	-	62,106
PFM	NATIONAL RURAL MTN	63743HFE7	39,989	3.45%	3.48%	04/27/22	06/15/25	1,145	1,081	-	39,742
PFM	NESTLE HLDGS INC	641062AU8	330,000	0.61%	0.64%	09/07/21	09/14/24	1,103	807	09/14/2023	311,467
CHANDLER	NORTHERN TR CORP SR	665859AW4	219,644	4.00%	3.99%	05/05/22	05/10/27	1,831	1,775	04/10/2027	221,324
CHANDLER	PACCAR FINANCIAL MTN	69371RQ25	124,724	2.15%	2.22%	08/08/19	08/15/24	1,834	777	-	121,526
PFM	PACCAR FINANCIAL MTN	69371RQ82	49,931	0.80%	0.82%	06/01/20	06/08/23	1,102	343	-	48,918
PFM	PACCAR FINANCIAL MTN	69371RQ90	29,961	0.35%	0.36%	08/04/20	08/11/23	1,102	407	-	29,033
CHANDLER	PACCAR FINANCIAL MTN	69371RR73	484,874	2.85%	2.92%	03/31/22	04/07/25	1,103	1,012	-	475,353
PFM	PACCAR FINANCIAL MTN	69371RR73	149,961	2.85%	2.92%	03/31/22	04/07/25	1,103	1,012	-	147,017
PFM	PACCAR MTN	69371RR40	119,935	0.50%	0.53%	08/03/21	08/09/24	1,102	771	-	112,889
PFM	PEPSICO INC	713448EY0	109,782	0.75%	0.76%	04/29/20	05/01/23	1,097	305	-	108,150
PFM	ROCHE HOLDINGS INC	771196BT8	590,000	2.13%	2.22%	03/03/22	03/10/25	1,103	984	02/10/2025	569,226
CHANDLER	SALESFORCE COM INC	79466LAG9	99,949	0.63%	0.66%	06/29/21	07/15/24	1,112	746	-	94,628
CHANDLER	SALESFORCE COM INC	79466LAG9	258,050	0.63%	0.66%	11/30/21	07/15/24	958	746	-	246,033
CHANDLER	SALESFORCE COM INC	79466LAG9	148,419	0.63%	0.66%	12/07/21	07/15/24	951	746	-	141,942
CHANDLER	SCHWAB CHARLES	808513BN4	289,855	0.75%	0.78%	03/16/21	03/18/24	1,098	627	02/18/2024	278,139
PFM	SCHWAB CHARLES	808513BN4	144,928	0.75%	0.78%	03/16/21	03/18/24	1,098	627	02/18/2024	139,070
CHANDLER	SCHWAB CHARLES CORP	808513BR5	463,444	1.15%	1.28%	12/14/21	05/13/26	1,611	1,413	04/13/2026	423,992
PFM	STATE STR CORP	857477BR3	90,000	1.75%	1.85%	02/02/22	02/06/26	1,465	1,317	02/06/2025	84,956
PFM	STATE STREET CORP	857477BM4	51,525	2.90%	3.00%	02/03/22	03/30/26	1,516	1,369	03/30/2025	48,393
PFM	STATE STREET CORP	857477BM4	153,020	2.90%	3.00%	02/17/22	03/30/26	1,502	1,369	03/30/2025	145,178
CHANDLER	TARGET CORP	87612EBM7	289,507	1.95%	2.11%	01/19/22	01/15/27	1,822	1,660	12/15/2026	269,013
PFM	THE BANK OF NEW MTN	06406RAN7	112,607	1.60%	1.70%	03/11/21	04/24/25	1,505	1,029	03/24/2025	103,533
PFM	TOYOTA MOTOR MTN	89236THU2	199,988	0.45%	0.47%	01/06/21	01/11/24	1,100	560	-	191,472
PFM	TOYOTA MOTOR MTN	89236TKC8	124,881	3.95%	0.00%	06/27/22	06/30/25	1,099	1,096	-	125,449
CHANDLER	TOYOTA MTR CR MTN	89236TJK2	539,762	1.13%	1.25%	06/15/21	06/18/26	1,829	1,449	-	486,853
CHANDLER	TOYOTA MTR CR MTN	89236TJK2	216,467	1.13%	1.25%	12/14/21	06/18/26	1,647	1,449	-	198,348
CHANDLER	TOYOTA MTR MTN	89236TJT3	439,410	1.45%	1.53%	01/10/22	01/13/25	1,099	928	-	416,975
CHANDLER	TRUIST FINL CORP MTN	89788MAA0	381,436	1.20%	1.31%	02/03/22	08/05/25	1,279	1,132	07/03/2025	358,285
CHANDLER	UNITEDHEALTH	91324PEC2	85,283	1.15%	1.27%	06/14/21	05/15/26	1,796	1,415	04/15/2026	77,063
CHANDLER	UNITEDHEALTH	91324PEC2	45,137	1.15%	1.27%	06/15/21	05/15/26	1,795	1,415	04/15/2026	40,798
CHANDLER	UNITEDHEALTH	91324PEC2	501,225	1.15%	1.27%	08/10/21	05/15/26	1,739	1,415	04/15/2026	453,310
PFM	UNITEDHEALTH GROUP	91324PEB4	154,839	0.55%	0.58%	05/17/21	05/15/24	1,094	685	-	147,534
CHANDLER	US BANK NA MTN	90331HPL1	613,690	2.05%	2.14%	01/16/20	01/21/25	1,832	936	12/20/2024	590,800
PFM	USAA CAP CORP MTN	90327QD89	179,411	3.38%	3.42%	05/23/22	05/01/25	1,074	1,036	-	178,443
CHANDLER	WALMART INC	93114ZER0	124,764	1.05%	1.16%	09/08/21	09/17/26	1,835	1,540	08/17/2026	113,666
-	TOTAL MEDIUM TERM NOTES / COMMERCIAL PAPER	-	\$ 20,441,226	1.76%	1.80%	-	-	1,331	939	-	\$ 19,476,866

ASSET BACKED SECURITIES:

PFM	ALLY AUTO	02004WAC5	\$ 1,833	2.91%	2.91%	02/05/19	09/15/23	1,683	442	-	\$ 1,835
-----	-----------	-----------	----------	-------	-------	----------	----------	-------	-----	---	----------

City of Alameda
Detail for Investment Portfolio Summary Report
June 30, 2022

INVESTMENT HELD WITH	DESCRIPTION	CUSIP #	BOOK VALUE	RATE	YIELD	PURCHASE DATE	MATURITY DATE	TOTAL LIFE (DAYS)	REMAINING LIFE (DAYS)	CALL DATE	MARKET VALUE
			June 30, 2022								June 30, 2022
PFM	ALLY AUTO	02007TAC9	31,680	1.84%	1.84%	12/04/19	06/17/24	1,657	718	-	31,639
PFM	ALLY AUTO RECV TR	02008JAC0	289,944	3.31%	3.34%	05/10/22	11/16/26	1,651	1,600	-	287,697
CHANDLER	AMERICAN EXPRESS	02582JJT8	449,900	3.39%	0.00%	05/17/22	05/17/27	1,826	1,782	-	449,064
PFM	AMERICAN EXPRESS	02582JJT8	174,961	3.39%	0.00%	05/17/22	05/17/27	1,826	1,782	-	174,636
CHANDLER	AMERICAN EXPRESS CR	02582JJR2	258,135	0.90%	0.00%	06/28/22	11/16/26	1,602	1,600	-	259,122
PFM	BMW AUTO LEASING LLC	05591RAC8	84,898	0.29%	0.00%	03/02/21	01/25/24	1,059	574	-	83,974
CHANDLER	BMW VEH OWNER TR	05602RAD3	174,991	3.21%	3.25%	05/10/22	08/25/26	1,568	1,517	-	173,035
PFM	BMW VEH OWNER TR	05602RAD3	124,994	3.21%	3.25%	05/10/22	08/25/26	1,568	1,517	-	123,596
CHANDLER	BMW VEHICLE LEASE	09690AAC7	154,984	0.33%	0.00%	09/08/21	12/26/24	1,205	910	-	150,542
CHANDLER	BMW VEHICLE LEASE	05601XAC3	164,975	1.10%	0.00%	01/11/22	03/25/25	1,169	999	-	159,271
CHANDLER	BMW VEHICLE LEASE	09690AAC7	145,963	0.33%	0.00%	04/22/22	12/26/24	979	910	-	145,686
PFM	CAPITAL ONE MULTI	14041NFY2	324,955	1.10%	1.10%	11/18/21	11/16/26	1,824	1,600	-	306,917
PFM	CAPITAL ONE MULTI	14041NFZ9	449,966	2.80%	2.86%	03/23/22	03/15/27	1,818	1,719	-	442,116
PFM	CAPITAL ONE PRIME	14042WAC4	10,031	2.51%	2.51%	05/21/19	11/15/23	1,639	503	-	10,037
PFM	CAPITAL ONE PRIME TR	14044CAC6	134,997	0.77%	0.82%	10/19/21	09/15/26	1,792	1,538	-	127,551
PFM	CAPITAL ONE PRIME TR	14043QAC6	139,969	3.17%	3.24%	04/26/22	04/15/27	1,815	1,750	-	137,353
PFM	CARMAX AUTO OWN	14314QAC8	149,968	0.52%	0.54%	04/13/21	02/17/26	1,771	1,328	-	145,461
PFM	CARMAX AUTO OWNER	14316LAC7	21,267	2.68%	2.68%	04/09/19	03/15/24	1,802	624	-	21,283
PFM	CARMAX AUTO OWNER	14315XAC2	58,651	1.89%	1.91%	01/14/20	12/16/24	1,798	900	-	58,207
PFM	CARMAX AUTO OWNER	14315FAD9	67,382	0.62%	0.63%	07/14/20	03/15/25	1,705	989	-	66,429
PFM	CARMAX AUTO OWNER	14316HAC6	109,976	0.50%	0.51%	10/14/20	08/15/25	1,766	1,142	-	107,647
PFM	CARMAX AUTO OWNER	14316NAC3	74,985	0.34%	0.35%	01/20/21	12/15/25	1,790	1,264	-	73,106
PFM	CARMAX AUTO OWNER	14317DAC4	214,965	0.55%	0.57%	07/21/21	06/15/26	1,790	1,446	-	206,503
PFM	CARMAX AUTO OWNER	14317HAC5	184,972	3.49%	3.53%	04/21/22	02/16/27	1,762	1,692	-	183,975
PFM	DISCOVER CARD EXE	254683CP8	139,970	0.58%	0.00%	09/20/21	09/15/28	2,552	2,269	-	130,403
PFM	FIFTH THIRD AUTO	31680YAD9	3,211	2.64%	2.64%	04/30/19	12/15/23	1,690	533	-	3,214
PFM	FORD CR AUTO OWN	34528GAC2	74,991	1.29%	1.34%	01/19/22	06/15/26	1,608	1,446	-	71,979
PFM	FORD CREDIT AUTO	34533FAD3	4,096	2.78%	2.78%	03/19/19	09/15/23	1,641	442	-	4,096
PFM	FORD CREDIT AUTO	34531KAD4	56,145	1.87%	1.87%	11/19/19	03/15/24	1,578	624	-	56,048
PFM	GM FIN AUTO LEAS	380144AC9	174,973	0.34%	0.00%	05/18/21	05/20/24	1,098	690	-	171,645
PFM	GM FIN AUTO LEASE	36261RAC2	144,629	0.26%	0.00%	02/17/21	02/20/24	1,098	600	-	143,403
PFM	GM FIN AUTO LEASE TR	362569AC9	34,819	0.45%	0.00%	09/22/20	08/21/23	1,063	417	-	34,716
CHANDLER	GM FIN AUTO LSNG	36262XAC8	349,995	0.39%	0.00%	08/10/21	10/21/24	1,168	844	-	338,723
CHANDLER	GM FIN AUTO LSNG TR	36265MAC9	274,998	1.90%	0.00%	02/15/22	03/20/25	1,129	994	-	267,592
PFM	GM FIN CONS ATMB	362590AC5	110,858	0.45%	0.46%	08/11/20	07/16/25	1,800	1,112	-	108,997
PFM	GM FIN CONS AUT	362585AC5	114,976	3.10%	3.14%	04/05/22	02/16/27	1,778	1,692	-	113,863
CHANDLER	GM FIN CONS AUTO	362554AC1	124,997	0.68%	0.72%	10/13/21	09/16/26	1,799	1,539	-	119,170
PFM	GM FIN CONS AUTO	362554AC1	109,997	0.68%	0.72%	10/13/21	09/16/26	1,799	1,539	-	104,870
CHANDLER	GM FIN CONS AUTO	380146AC4	109,990	1.26%	1.32%	01/11/22	11/16/26	1,770	1,600	-	105,177
PFM	GM FIN CONS AUTO	380146AC4	99,991	1.26%	1.32%	01/11/22	11/16/26	1,770	1,600	-	95,615
PFM	GM FINANCIAL	36258NAC6	36,389	1.84%	1.85%	01/08/20	09/16/24	1,713	809	-	36,288
PFM	HARLEY DAVIDSON MTR	41284YAD8	214,964	3.06%	3.11%	04/12/22	02/15/27	1,770	1,691	-	212,067
CHANDLER	HONDA AUTO	43815NAC8	70,472	1.78%	1.78%	08/20/19	08/15/23	1,456	411	-	70,405
PFM	HONDA AUTO	43813VAC2	62,839	1.83%	1.84%	11/19/19	01/18/24	1,521	567	-	62,671
CHANDLER	HONDA AUTO	43813DAC2	94,608	0.82%	0.83%	05/18/20	07/15/24	1,519	746	-	93,506
CHANDLER	HONDA AUTO	43813KAC6	221,274	0.37%	0.38%	09/22/20	10/18/24	1,487	841	-	217,299
PFM	HONDA AUTO	43813KAC6	125,250	0.37%	0.38%	09/22/20	10/18/24	1,487	841	-	122,999
CHANDLER	HONDA AUTO	43813GAC5	124,998	0.27%	0.28%	02/17/21	04/21/25	1,524	1,026	-	122,028
CHANDLER	HONDA AUTO REC	43815GAC3	164,965	0.88%	0.92%	11/16/21	01/21/26	1,527	1,301	-	157,295
PFM	HONDA AUTO REC	43815GAC3	134,972	0.88%	0.92%	11/16/21	01/21/26	1,527	1,301	-	128,696
CHANDLER	HONDA AUTO REC OWN	43815BAC4	269,959	1.88%	1.95%	02/15/22	05/15/26	1,550	1,415	-	261,179
PFM	HONDA AUTO REC OWN	43815BAC4	194,971	1.88%	1.95%	02/15/22	05/15/26	1,550	1,415	-	188,629
PFM	HYUNDAI AUTO	44891JAC2	36,841	1.94%	1.94%	10/29/19	02/15/24	1,570	595	-	36,801
PFM	HYUNDAI AUTO REC	44933LAC7	99,989	0.38%	0.39%	04/20/21	09/15/25	1,609	1,173	-	96,584
CHANDLER	HYUNDAI AUTO REC	448977AD0	439,983	2.22%	2.30%	03/09/22	10/15/26	1,681	1,568	-	426,096
PFM	HYUNDAI AUTO REC	448977AD0	254,990	2.22%	2.30%	03/09/22	10/15/26	1,681	1,568	-	246,942
CHANDLER	HYUNDAI AUTO REC TR	44935FAD6	119,973	0.74%	0.78%	11/09/21	05/15/26	1,648	1,415	-	114,612
PFM	HYUNDAI AUTO REC TR	44935FAD6	99,978	0.74%	0.78%	11/09/21	05/15/26	1,648	1,415	-	95,510
CHANDLER	JOHN DEERE OWN	47789QAC4	209,981	0.52%	0.55%	07/13/21	03/16/26	1,707	1,355	-	199,183

City of Alameda
 Detail for Investment Portfolio Summary Report
 June 30, 2022

INVESTMENT HELD WITH	DESCRIPTION	CUSIP #	BOOK VALUE June 30, 2022	RATE	YIELD	PURCHASE DATE	MATURITY DATE	TOTAL LIFE (DAYS)	REMAINING LIFE (DAYS)	CALL DATE	MARKET VALUE June 30, 2022
CHANDLER	JOHN DEERE OWNER	477870AC3	23,182	2.21%	2.21%	07/16/19	12/15/23	1,613	533	-	23,177
CHANDLER	JOHN DEERE OWNER	47789KAC7	131,110	1.10%	1.11%	03/04/20	08/15/24	1,625	777	-	129,791
CHANDLER	JOHN DEERE OWNER	47787NAC3	74,616	0.51%	0.52%	07/14/20	11/15/24	1,585	869	-	73,397
CHANDLER	JOHN DEERE OWNER	47788UAC6	179,965	0.36%	0.37%	03/02/21	09/15/25	1,658	1,173	-	173,054
CHANDLER	JOHN DEERE OWNER	47787JAC2	164,964	2.32%	2.39%	03/10/22	09/15/26	1,650	1,538	-	160,664
PFM	KUBOTA CR OWN TR	50117XAE2	169,994	0.56%	0.60%	07/20/21	11/17/25	1,581	1,236	-	159,693
PFM	KUBOTA CR OWN TR	50117EAB0	99,997	2.34%	2.39%	03/15/22	04/15/25	1,127	1,020	-	98,144
PFM	KUBOTA CR OWN TR	50117EAC8	234,966	2.67%	2.78%	03/15/22	10/15/26	1,675	1,568	-	226,063
PFM	KUBOTA CREDIT	50117TAC5	104,979	0.62%	0.65%	04/06/21	08/15/25	1,592	1,142	-	100,083
CHANDLER	MERCEDES BENZ AUTO	58769EAC2	126,389	0.40%	0.00%	09/15/20	11/15/23	1,156	503	-	125,550
PFM	MERCEDES BENZ AUTO	58769EAC2	39,497	0.40%	0.00%	09/15/20	11/15/23	1,156	503	-	39,234
CHANDLER	NISSAN AUTO	65479JAD5	127,017	1.94%	1.94%	10/16/19	07/15/24	1,734	746	-	126,646
PFM	NISSAN AUTO	65479JAD5	75,524	1.93%	1.94%	10/16/19	07/15/24	1,734	746	-	75,303
PFM	NISSAN AUTO REC TR	65479CAD0	74,976	0.55%	0.56%	06/23/20	07/15/24	1,483	746	-	74,220
CHANDLER	TOYOTA AT REC OWN	89238FAD5	144,997	2.93%	2.97%	04/07/22	09/15/26	1,622	1,538	-	143,121
PFM	TOYOTA AT REC OWN	89238FAD5	134,997	2.93%	2.97%	04/07/22	09/15/26	1,622	1,538	-	133,250
PFM	TOYOTA AUTO	89233MAD5	75,790	1.92%	1.92%	11/05/19	01/16/24	1,533	565	-	75,656
CHANDLER	TOYOTA AUTO	89236XAC0	171,303	0.35%	0.36%	10/06/20	01/15/25	1,562	930	-	168,768
CHANDLER	TOYOTA AUTO REC	89238JAC9	154,997	0.71%	0.75%	11/09/21	04/15/26	1,618	1,385	-	147,628
PFM	TOYOTA AUTO REC	89238JAC9	134,997	0.71%	0.75%	11/09/21	04/15/26	1,618	1,385	-	128,579
CHANDLER	TOYOTA AUTO RECV	89240BAC2	459,915	0.26%	0.27%	02/02/21	05/15/25	1,563	1,050	-	449,176
PFM	TOYOTA LEASE OWNER	89238EAC0	119,986	0.39%	0.00%	04/13/21	04/22/24	1,105	662	-	117,345
CHANDLER	VERIZON OWNER	92290BAA9	369,922	0.47%	0.00%	08/04/20	02/20/25	1,661	966	-	364,176
PFM	VERIZON OWNER	92290BAA9	174,963	0.47%	0.00%	08/04/20	02/20/25	1,661	966	-	172,246
CHANDLER	VERIZON OWNER TRUST	92348AAA3	80,971	1.94%	0.00%	10/01/19	04/22/24	1,665	662	-	80,882
PFM	VERIZON OWNER TRUST	92348AAA3	70,850	1.94%	0.00%	10/01/19	04/22/24	1,665	662	-	70,772
PFM	VERIZON OWNER TRUST	92348TAA2	54,488	1.85%	0.00%	01/21/20	07/22/24	1,644	753	-	54,326
PFM	VOLKSWAHEN AUTO LN	92868KAC7	169,993	1.02%	1.07%	12/07/21	06/22/26	1,658	1,453	-	162,904
PFM	VOLSWAGEN AUTO LEASE	92868AAC9	99,992	3.44%	0.00%	06/07/22	07/21/25	1,140	1,117	-	99,750
PFM	WORLD OMNI AUTO	98163KAC6	159,978	0.81%	0.85%	10/26/21	10/15/26	1,815	1,568	-	152,245
-	TOTAL ASSET BACKED SECURITIES	-	\$ 13,110,691	1.45%	1.13%	-	-	1,588	1,117	-	\$ 12,790,822
SUPRANATIONALS:											
CHANDLER	BANK OF MONTREAL MTN	06367WB85	\$ 465,532	1.85%	1.96%	07/23/21	05/01/25	1,378	1,036	-	\$ 424,741
CHANDLER	BANK OF MONTREAL MTN	06368FAC3	249,698	1.25%	1.42%	09/13/21	09/15/26	1,828	1,538	-	221,465
PFM	COOPERATIVE MTN	21688AAS1	249,235	1.38%	1.47%	01/06/22	01/10/25	1,100	925	-	235,175
PFM	INTER AMER BK M T N	4581XODM7	324,890	0.50%	0.51%	04/17/20	05/24/23	1,132	328	-	318,016
CHANDLER	INTER AMER BK M T N	4581XODV7	517,618	0.88%	0.96%	04/13/21	04/20/26	1,833	1,390	-	477,558
PFM	INTER AMER BK M T N	4581XODZ8	454,663	0.50%	0.53%	09/15/21	09/23/24	1,104	816	-	429,984
CHANDLER	INTL BK M T N	459058JL8	469,469	0.50%	0.55%	10/21/20	10/28/25	1,833	1,216	-	430,976
PFM	INTL BK M T N	459058JM6	279,398	0.25%	0.26%	11/17/20	11/24/23	1,102	512	-	269,872
PFM	INTL BK M T N	459058JV6	324,327	0.13%	0.13%	04/13/21	04/20/23	737	294	-	318,048
PFM	NATIONAL MTN	63254ABD9	250,000	3.50%	3.54%	05/31/22	06/09/25	1,105	1,075	-	247,778
CHANDLER	ROYAL BANK OF MTN	78015K7C2	599,688	2.25%	2.33%	12/05/19	11/01/24	1,793	855	-	579,120
CHANDLER	ROYAL BK CDA MTN	78016EZ59	259,904	3.38%	3.43%	04/07/22	04/14/25	1,103	1,019	-	256,555
CHANDLER	TORONTO DOMINION MTN	89114QC82	572,153	3.25%	3.28%	03/26/19	03/11/24	1,812	620	-	561,181
-	TOTAL SUPRANATIONALS	-	\$ 5,016,575	1.53%	1.59%	-	-	1,374	894	-	\$ 4,770,468
TOTAL PORTFOLIO			\$ 331,251,869	-	-	-	-	-	-	-	\$ 326,581,650
IRREVOCABLE TRUST (PENSION / OPEB) *											
-	Pension	-	\$ 12,334,843	-9.88%	-9.88%	-	-	-	-	-	\$ 12,019,784
-	OPEB	-	18,300,006	-10.00%	-10.00%	-	-	-	-	-	18,946,785
-	TOTAL IRREVOCABLE TRUST (PENSION / OPEB)	-	\$ 30,634,848	-9.95%	-9.95%	-	-	-	-	-	\$ 30,966,569

* Pension & OPEB Included for Information Only - They are not part of the City's Cash & Investment Portfolio.



PMIA/LAIF Performance Report as of 07/18/22



PMIA Average Monthly Effective Yields⁽¹⁾

June	0.861
May	0.684
Apr	0.523

Quarterly Performance Quarter Ended 06/30/22

LAIF Apportionment Rate ⁽²⁾ :	0.75
LAIF Earnings Ratio ⁽²⁾ :	0.00002057622201151
LAIF Fair Value Factor ⁽¹⁾ :	0.987125414
PMIA Daily ⁽¹⁾ :	0.99%
PMIA Quarter to Date ⁽¹⁾ :	0.69%
PMIA Average Life ⁽¹⁾ :	311

Pooled Money Investment Account Monthly Portfolio Composition ⁽¹⁾ 06/30/22 \$234.5 billion

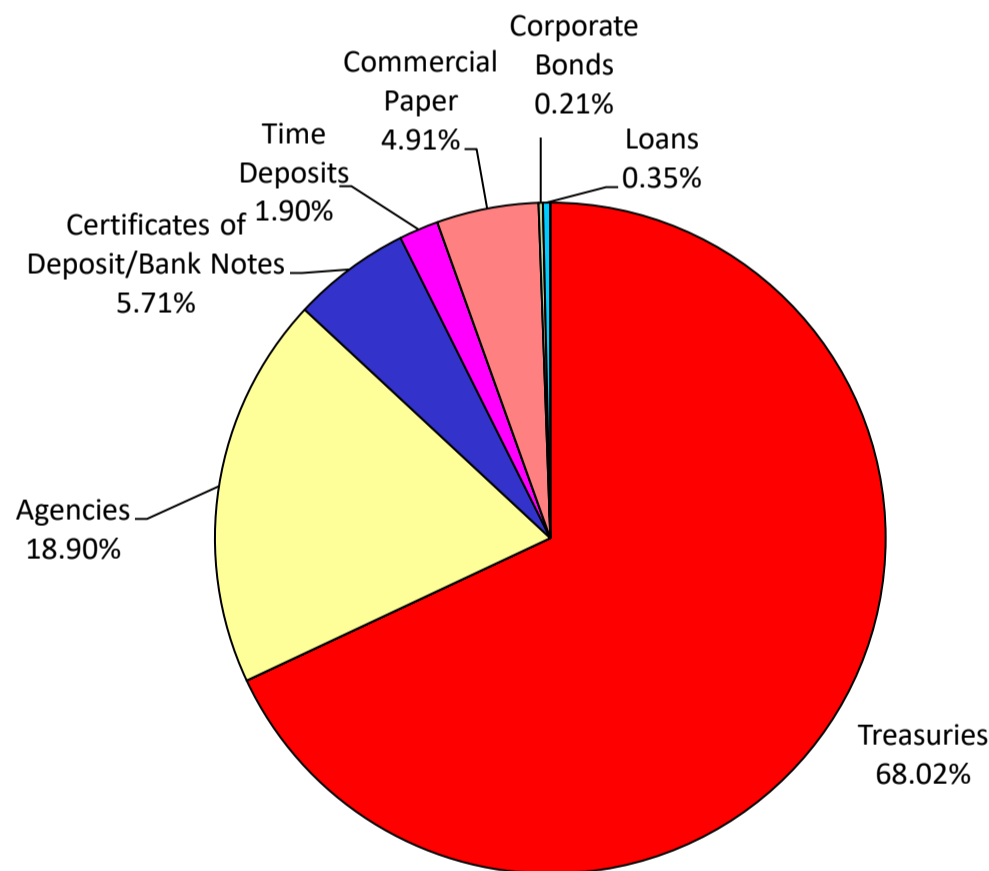


Chart does not include \$4,693,000.00 in mortgages, which equates to 0.002%. Percentages may not total 100% due to rounding.

Daily rates are now available here. [View PMIA Daily Rates](#)

Notes: The apportionment rate includes interest earned on the CalPERS Supplemental Pension Payment pursuant to Government Code 20825 (c)(1) and interest earned on the Wildfire Fund loan pursuant to Public Utility Code 3288 (a).

Source:

⁽¹⁾ State of California, Office of the Treasurer

⁽²⁾ State of California, Office of the Controller

City of Alameda

Fiscal Year Ending June 30, 2022

CHANDLER ASSET MANAGEMENT, INC. | 800.317.4747 | www.chandlerasset.com





Section 2 | Account Profile

Investment Objectives

The investment objectives of the City of Alameda are first, to provide safety of principal; second, to provide adequate liquidity to meet all requirements that may be reasonably anticipated; and third, to earn a rate of return that is commensurate with the first two objectives. The City's finance staff invests in LAIF and in other short-term securities for liquidity; our mandate is to invest in longer-term assets for portfolio growth and income.

Chandler Asset Management Performance Objective

Our performance objective for the City of Alameda is to earn a return that equals or exceeds the return on an index of 1-5 Year Treasury and Agency securities over time.

Strategy

In order to achieve these objectives, we invest in high quality fixed income securities consistent with the investment policy and California Government Code.

City of Alameda

Assets managed by Chandler Asset Management are in full compliance with state law and with the Client's investment policy.

Category	Standard	Comment
Treasury Bills and Notes	5 years maximum	Complies
Agencies	75% maximum; 25% max per issuer; 5 years max maturity	Complies
Municipal Securities	"A" or better by a NRSRO (except City's own bonds); 30% maximum exposure, 5% max per issuer; 5 years max maturity	Complies
Banker's Acceptances	A1/P1 rated; 30% maximum; 5% max per issuer; 180 days max maturity	Complies
Commercial Paper	A1/P1 rated by a NRSRO; "A" or higher rated for issuer debt by Moody's or S&P; 40% maximum; 5% max per issuer; 270 days max maturity	Complies
CDs-non-negotiable (including CDARs)	30% maximum (combined with NCDs); 5% max per issuer; 3 years max maturity	Complies
Negotiable CDs (NCDs)	No rating for CDs up to FDIC insured amount; A-1/A or better for amounts greater than FDIC insured amount; 30% maximum (combined with CDARs); 5% max per issuer; 5 years max maturity	Complies
Time Deposits	5 years max maturity	Complies
Medium Term Notes	A-rated; 30% maximum; 5% max per issuer; 5 years max maturity; If a corporate note is downgraded by either Moody's or S&P below the required quality, the City's policy is to review the credit situation and make a determination as to whether to sell or retain such corporate note	Complies
Money Market Fund	Highest rating by two NRSROs; 20% maximum; 10% max per issuer	Complies
Asset Backed Securities	"AA" or better by a NRSRO; 20% maximum exposure, 5% maximum exposure per issuer; 5 years max maturity	Complies
Supranationals	"AA" or better by a NRSRO; 15% maximum, 10% maximum exposure per issuer; USD denominated senior unsecured unsubordinated obligations issued by: IBRD; IFC, IADB; 5 years max maturity	Complies
LAIF	\$75 million-max program limit	Complies
Repurchase Agreements/ Reverse Repurchase Agreement	Prohibited	Complies
Mortgage Backed Securities (MBS) & CMOs	Prohibited	Complies
Options and Futures contracts	Prohibited	Complies
Coal Industry	Prohibited	Complies
Wells Fargo issuer	Prohibited	Complies
Manufacturers of cigarettes, alcohol, or gambling products	Prohibits investment if: 51% of gross revenues from category activities	Complies
Maximum maturity	5 years	Complies

Note: all securities managed by Chandler Asset Management are held at US Bank for safekeeping.

City of Alameda

	06/30/22		06/30/21
	Benchmark*	Portfolio	Portfolio
Average Maturity (yrs)	2.61	2.76	2.85
Average Modified Duration	2.51	2.43	2.59
Average Purchase Yield	n/a	1.46%	1.58%
Average Market Yield	2.98%	3.23%	0.48%
Average Quality**	AAA	AA/Aa1	AA/Aa1
Total Market Value		48,644,927	51,030,052

*ICE BofA 1-5 Yr US Treasury & Agency Index

**Benchmark is a blended rating of S&P, Moody's, and Fitch. Portfolio is S&P and Moody's respectively.

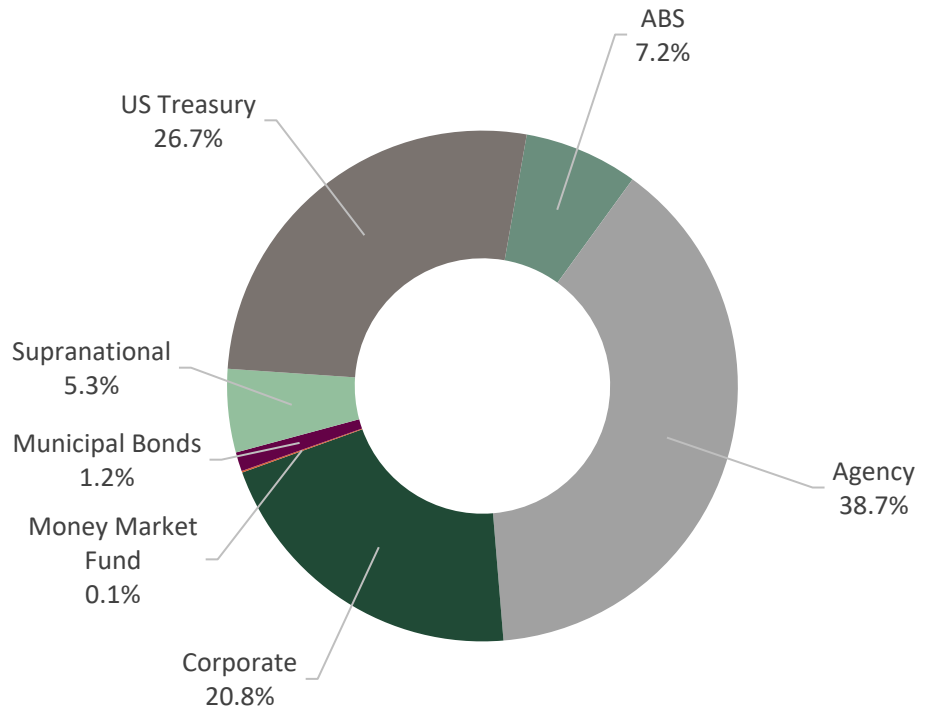
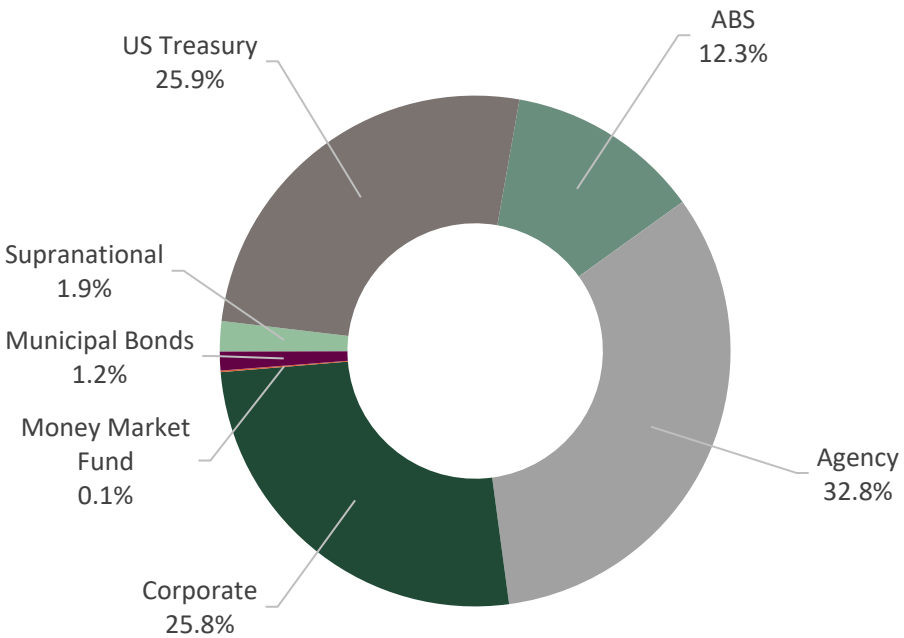
Sector Distribution

As of June 30, 2022

City of Alameda

June 30, 2022

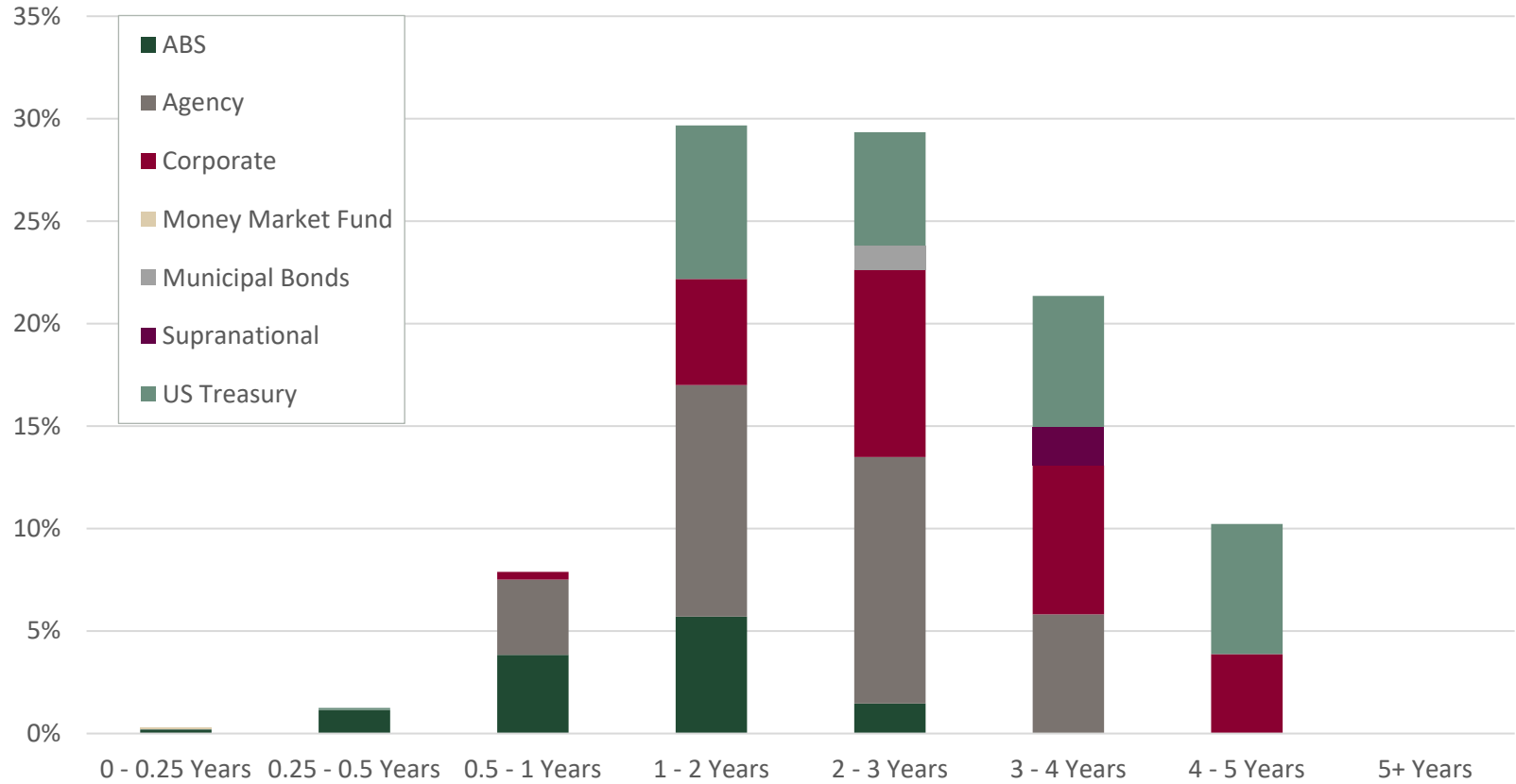
June 30, 2021



Duration Allocation

As of June 30, 2022

City of Alameda



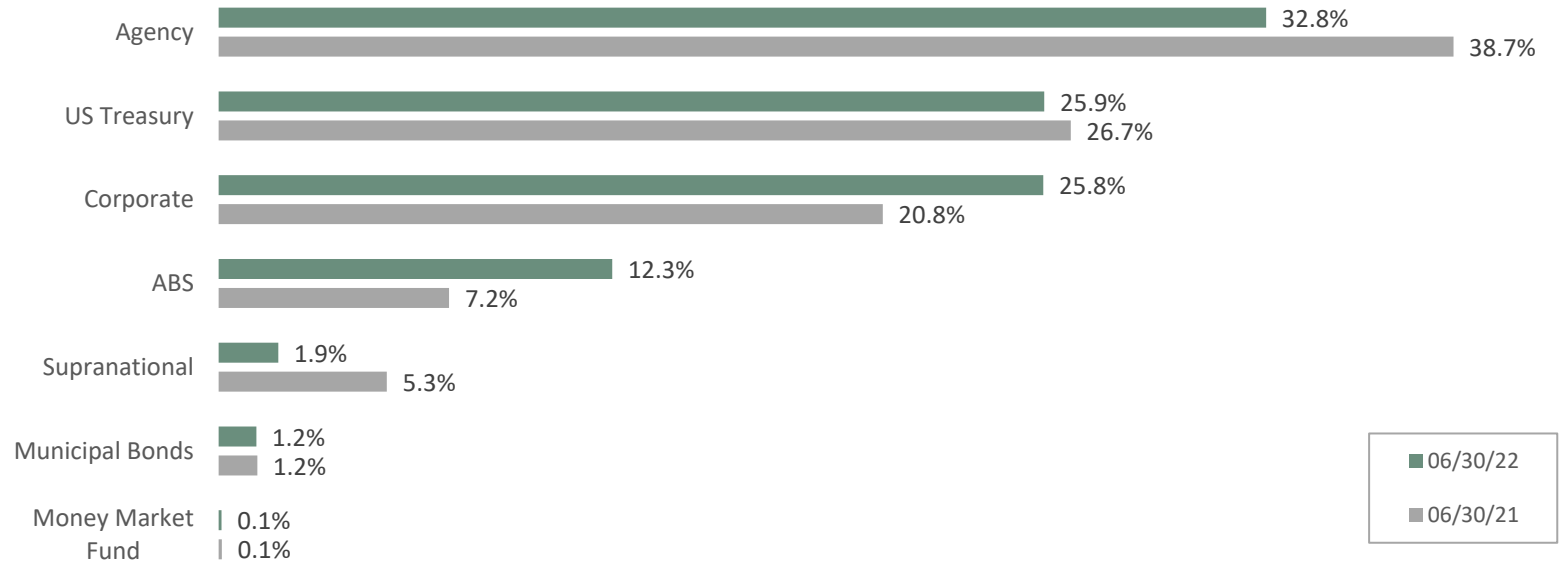
	0 - 0.25	0.25 - 0.50	0.50 - 1	1 - 2	2 - 3	3 - 4	4 - 5	5+
06/30/22	0.3%	1.2%	7.9%	29.7%	29.3%	21.4%	10.2%	0.0%

Portfolio Allocation & Duration Changes

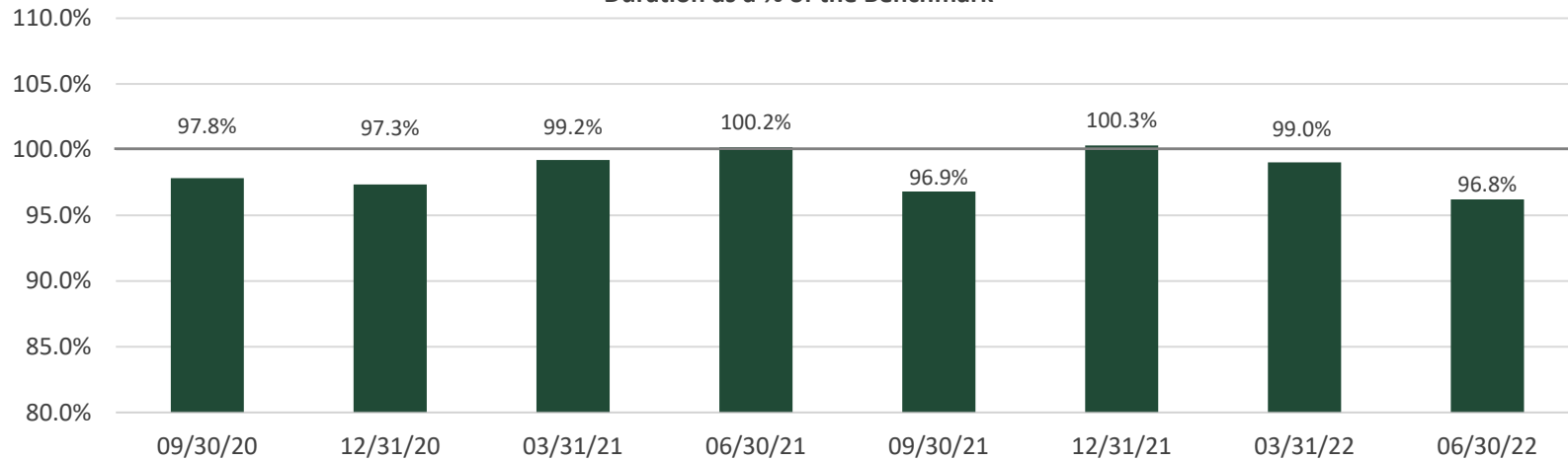
As of June 30, 2022

City of Alameda

Portfolio Allocation



Duration as a % of the Benchmark



Benchmark: ICE BofA 1-5 Yr US Treasury & Agency Index

City of Alameda – Account #270

Issue Name	Investment Type	% Portfolio
Government of United States	US Treasury	25.87%
Federal National Mortgage Association	Agency	14.52%
Federal Home Loan Mortgage Corp	Agency	9.95%
Federal Home Loan Bank	Agency	8.35%
Toyota Motor Corp	Corporate	2.28%
Honda ABS	ABS	1.90%
Toyota ABS	ABS	1.87%
JP Morgan Chase & Co	Corporate	1.84%
Bank of America Corp	Corporate	1.76%
Royal Bank of Canada	Corporate	1.73%
John Deere ABS	ABS	1.56%
Amazon.com Inc	Corporate	1.48%
American Express ABS	ABS	1.46%
Charles Schwab Corp/The	Corporate	1.45%
Bank of Montreal Chicago	Corporate	1.34%
Honda Motor Corporation	Corporate	1.29%
GM Financial Automobile Leasing Trust	ABS	1.25%
Paccar Financial	Corporate	1.24%
US Bancorp	Corporate	1.23%
United Health Group Inc	Corporate	1.18%
State of California	Municipal Bonds	1.18%
Toronto Dominion Holdings	Corporate	1.17%
Berkshire Hathaway	Corporate	1.15%
Hyundai Auto Receivables	ABS	1.11%
Duke Energy Field Services	Corporate	1.02%
Salesforce.com Inc	Corporate	1.00%
Inter-American Dev Bank	Supranational	0.98%
Caterpillar Inc	Corporate	0.95%
BMW Vehicle Lease Trust	ABS	0.94%
Verizon Owner Trust	ABS	0.92%
Intl Bank Recon and Development	Supranational	0.89%
Truist Financial Corporation	Corporate	0.74%
Deere & Company	Corporate	0.69%
Apple Inc	Corporate	0.59%
Target Corp	Corporate	0.56%
Morgan Stanley	Corporate	0.48%
GM Financial Securitized Term Auto Trust	ABS	0.46%
Northern Trust Corp	Corporate	0.46%

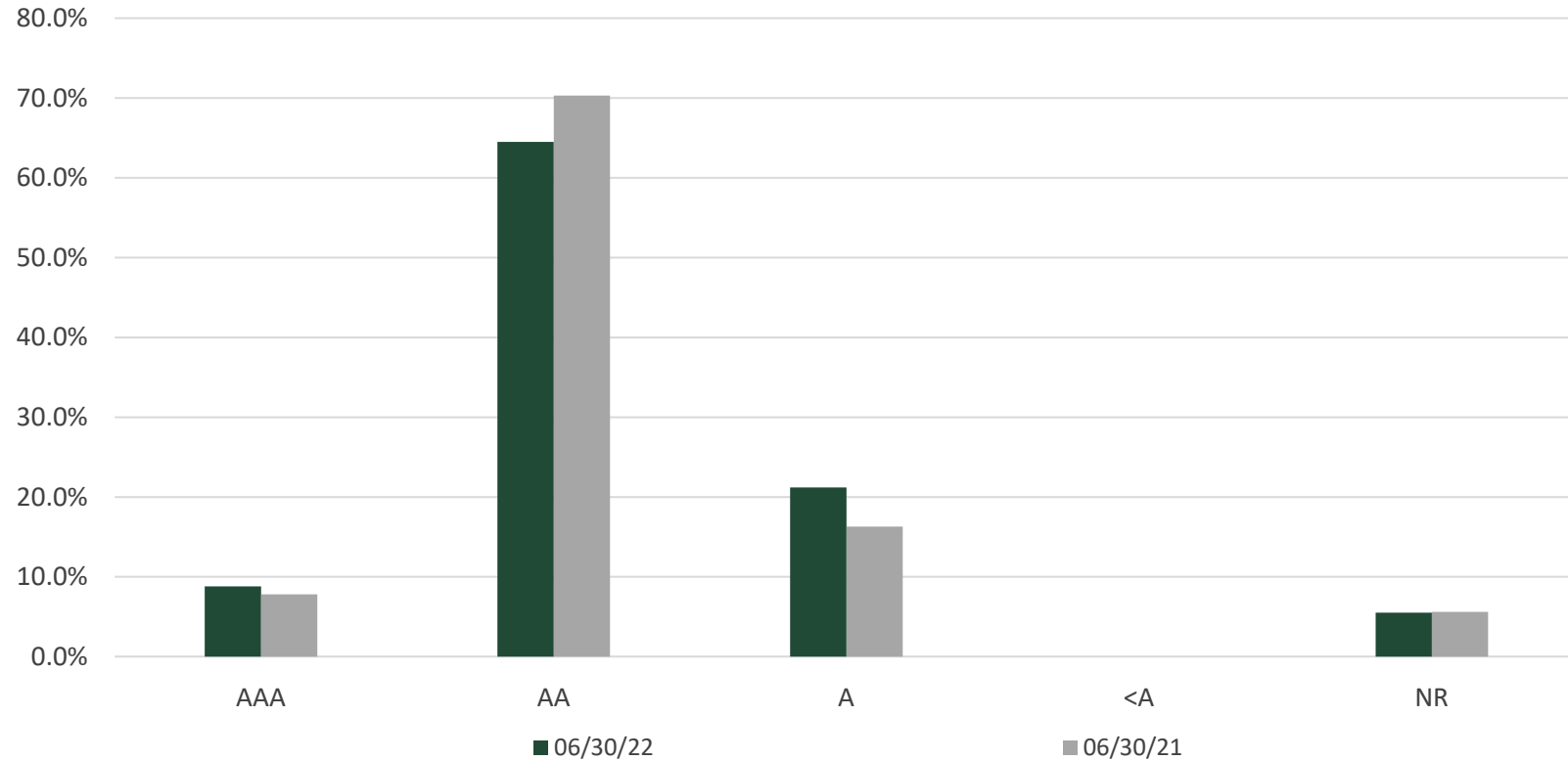
City of Alameda – Account #270

Issue Name	Investment Type	% Portfolio
BMW ABS	ABS	0.36%
Nissan ABS	ABS	0.26%
Mercedes-Benz Auto Lease Trust	ABS	0.26%
Wal-Mart Stores	Corporate	0.23%
Fidelity Institutional Govt Money Market Fund	Money Market Fund	0.09%
TOTAL		100.00%

Quality Distribution

As of June 30, 2022

City of Alameda
June 30, 2022 vs. June 30, 2021



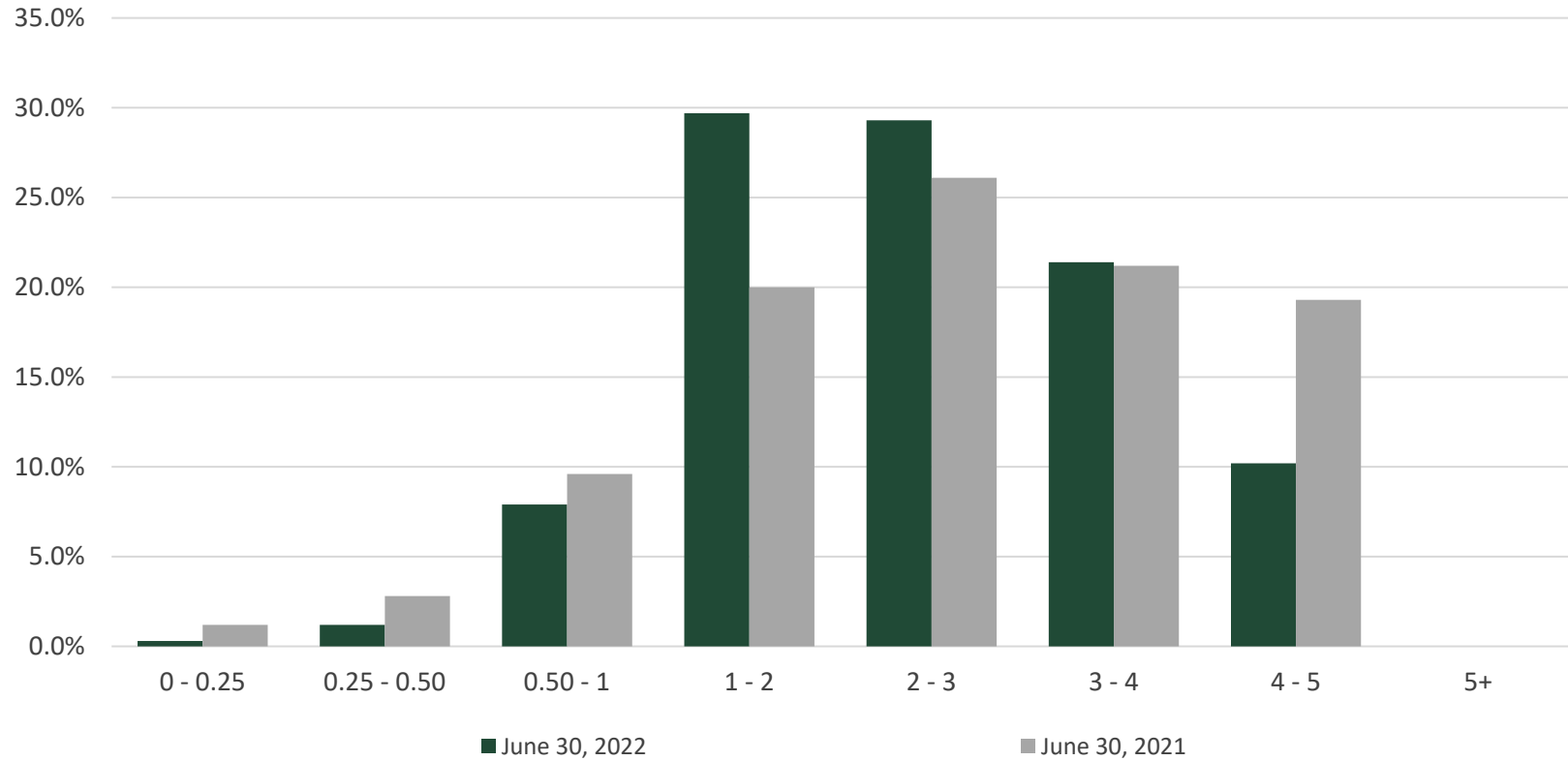
	AAA	AA	A	<A	NR
06/30/22	8.8%	64.5%	21.2%	0.0%	5.5%
06/30/21	7.8%	70.3%	16.3%	0.0%	5.6%

Source: S&P Ratings

Duration Distribution

As of June 30, 2022

City of Alameda
June 30, 2022 vs. June 30, 2021

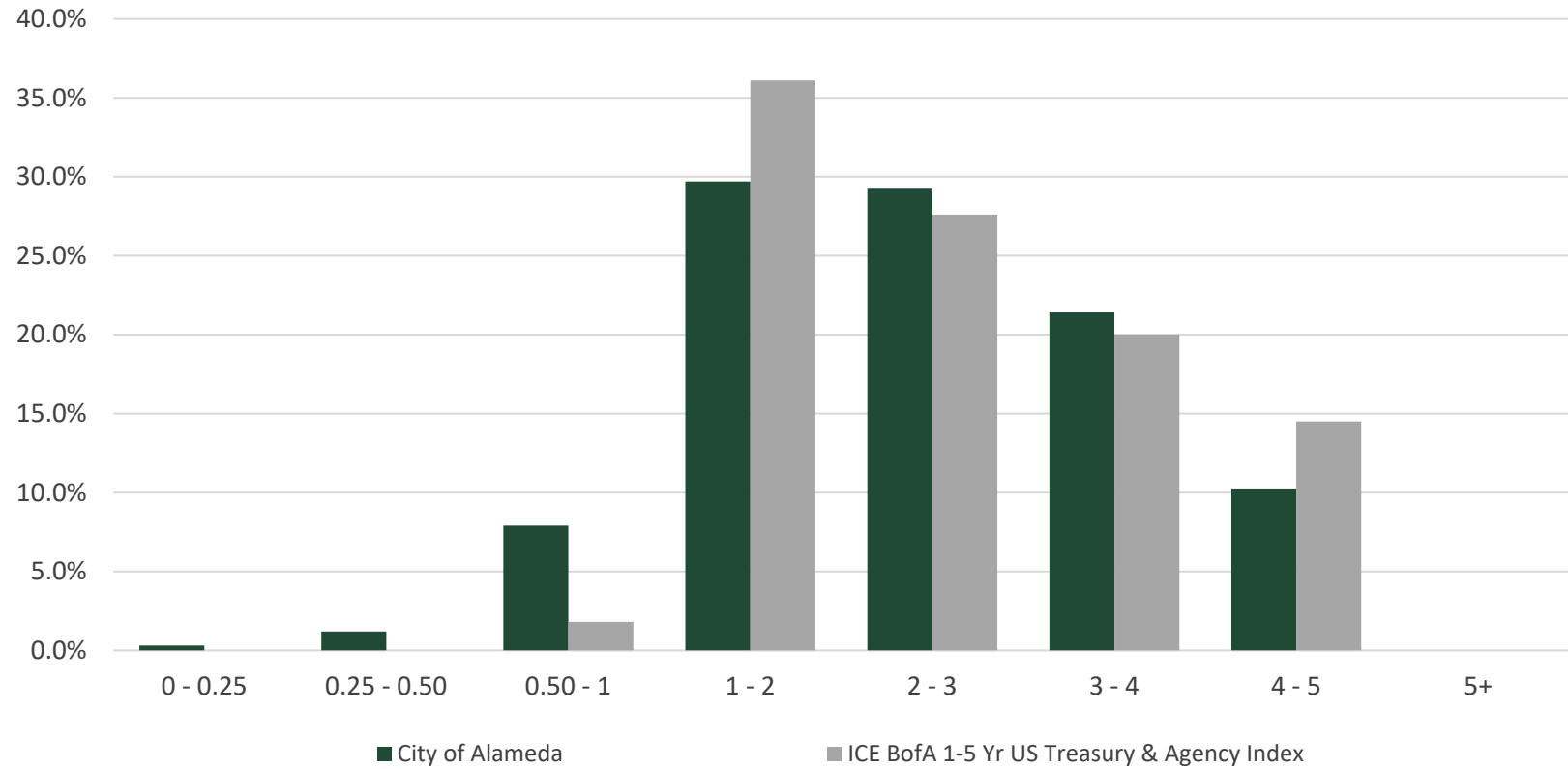


	0 - 0.25	0.25 - 0.50	0.50 - 1	1 - 2	2 - 3	3 - 4	4 - 5	5+
06/30/22	0.3%	1.2%	7.9%	29.7%	29.3%	21.4%	10.2%	0.0%
06/30/21	1.2%	2.8%	9.6%	20.0%	26.1%	21.2%	19.3%	0.0%

Duration Distribution

As of June 30, 2022

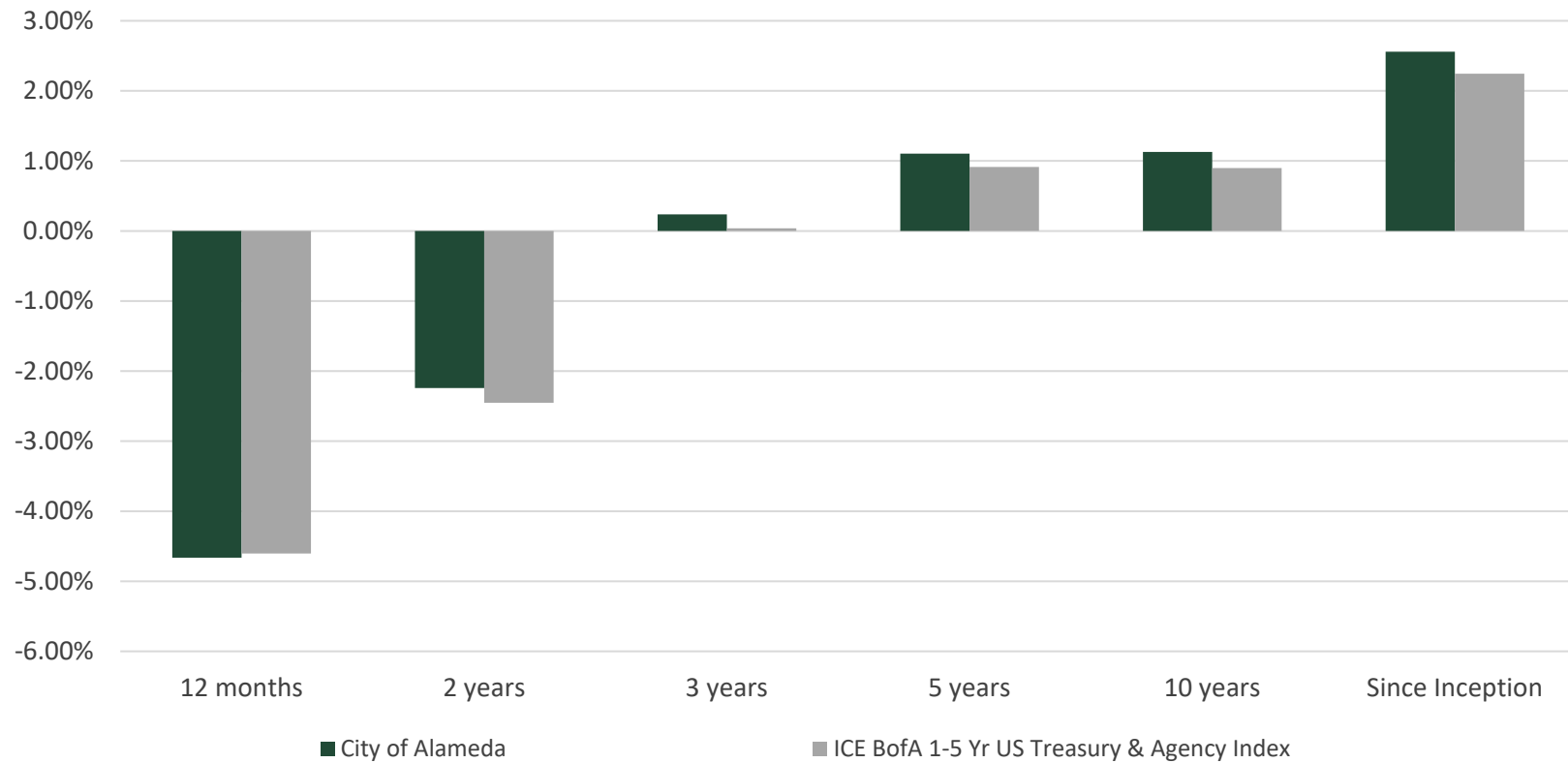
City of Alameda
Portfolio Compared to the Benchmark



	0 - 0.25	0.25 - 0.50	0.50 - 1	1 - 2	2 - 3	3 - 4	4 - 5	5+
Portfolio	0.3%	1.2%	7.9%	29.7%	29.3%	21.4%	10.2%	0.0%
Benchmark*	0.0%	0.0%	1.8%	36.1%	27.6%	20.0%	14.5%	0.0%

*ICE BofA 1-5 Yr US Treasury & Agency Index

City of Alameda Total Rate of Return Annualized Since Inception July 31, 2002



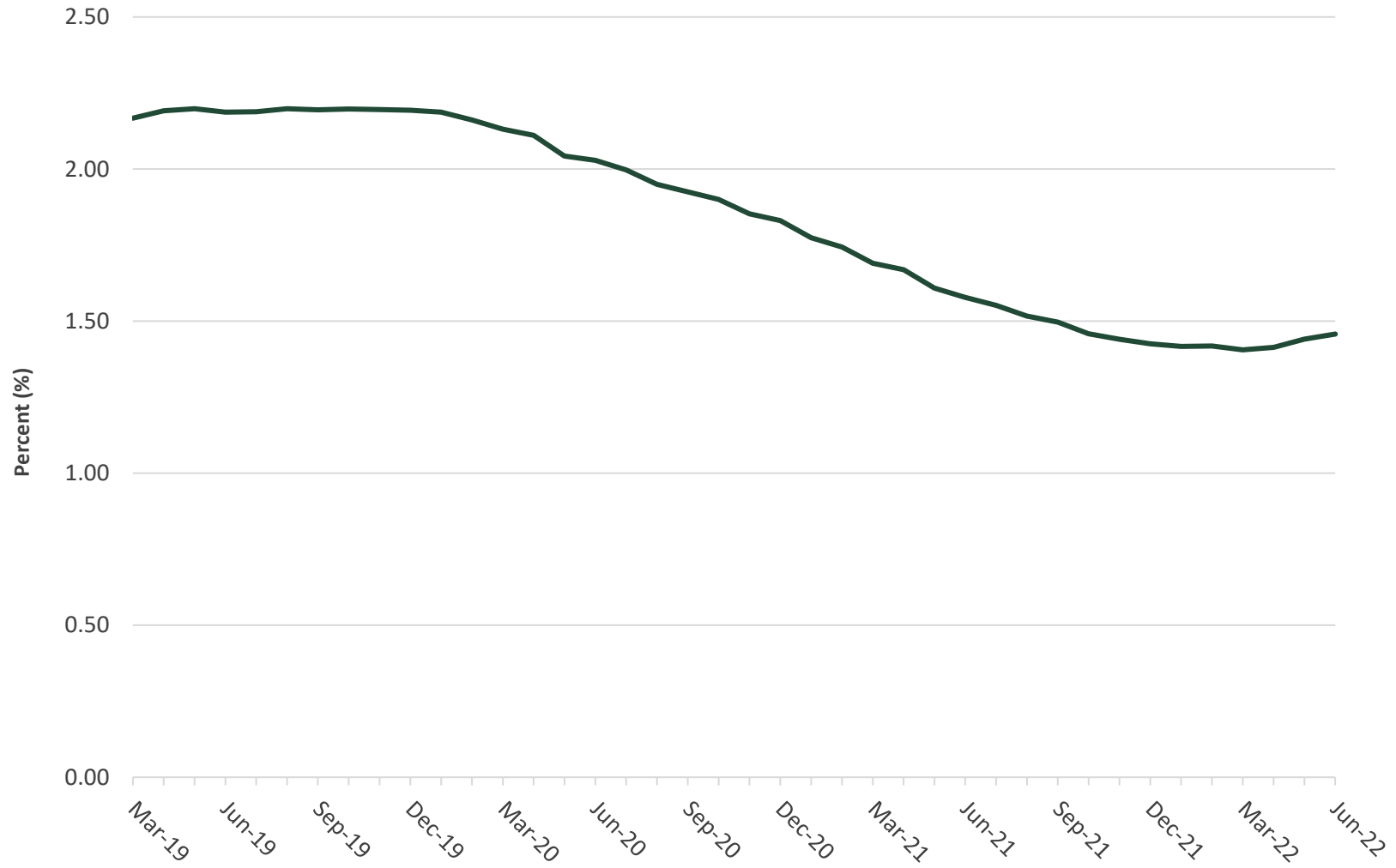
TOTAL RATE OF RETURN	<i>Annualized</i>							Since Inception
	3 months	12 months	2 years	3 years	5 years	10 years		
City of Alameda	-0.95%	-4.66%	-2.24%	0.24%	1.10%	1.13%	2.56%	
ICE BofA 1-5 Yr US Treasury & Agency Index	-0.81%	-4.60%	-2.45%	0.04%	0.91%	0.90%	2.25%	

Total rate of return: A measure of a portfolio's performance over time. It is the internal rate of return, which equates the beginning value of the portfolio with the ending value; it includes interest earnings, realized and unrealized gains and losses in the portfolio.

Historical Average Purchase Yield

As of June 30, 2022

City of Alameda
Purchase Yield as of 06/30/22 = 1.46%





Section 3 | Portfolio Holdings

Holdings Report

As of June 30, 2022

City of Alameda - Account #270

CUSIP	Security Description	Par Value/Units	Purchase Date Book Yield	Cost Value Book Value	Mkt Price Mkt YTM	Market Value Accrued Int.	% of Port. Gain/Loss	Moody/S&P Fitch	Maturity Duration
ABS									
43815NAC8	Honda Auto Receivables Trust 2019-3 A3 1.780% Due 08/15/2023	70,472.37	08/20/2019 1.79%	70,471.79 70,472.33	99.90 2.37%	70,403.45 55.75	0.14% (68.88)	Aaa / AAA NR	1.13 0.17
58769EAC2	Mercedes-Benz Auto Lease Trust 2020-B A3 0.400% Due 11/15/2023	126,395.59	09/15/2020 0.40%	126,389.18 126,394.09	99.33 2.65%	125,549.62 22.47	0.26% (844.47)	NR / AAA AAA	1.38 0.30
477870AC3	John Deere Owner Trust 2019-B A3 2.210% Due 12/15/2023	23,187.21	07/16/2019 2.23%	23,182.29 23,185.58	99.95 2.44%	23,176.66 22.77	0.05% (8.92)	Aaa / NR AAA	1.46 0.21
92348AAA3	Verizon Owner Trust 2019-C A1A 1.940% Due 04/22/2024	80,977.68	10/01/2019 1.95%	80,971.43 80,975.19	99.88 2.40%	80,881.80 48.00	0.17% (93.39)	NR / AAA AAA	1.81 0.26
65479JAD5	Nissan Auto Receivables Owner 2019-C A3 1.930% Due 07/15/2024	127,024.15	10/16/2019 1.94%	127,017.44 127,021.26	99.70 2.98%	126,644.98 108.96	0.26% (376.28)	Aaa / AAA NR	2.04 0.29
43813DAC2	Honda Auto Receivables 2020-2 A3 0.820% Due 07/15/2024	94,614.96	05/18/2020 0.83%	94,607.51 94,611.28	98.83 3.23%	93,506.55 34.48	0.19% (1,104.73)	Aaa / AAA NR	2.04 0.48
47789KAC7	John Deere Owner Trust 2020-A A3 1.100% Due 08/15/2024	131,117.54	03/04/2020 1.11%	131,109.53 131,113.70	98.99 3.46%	129,790.89 64.10	0.27% (1,322.81)	Aaa / NR AAA	2.13 0.43
43813KAC6	Honda Auto Receivables Trust 2020-3 A3 0.370% Due 10/18/2024	221,306.82	09/22/2020 0.38%	221,274.30 221,292.48	98.19 3.38%	217,298.95 29.57	0.45% (3,993.53)	NR / AAA AAA	2.30 0.60
36262XAC8	GM Financial Auto Lease Trust 2021-3 A2 0.390% Due 10/21/2024	350,000.00	08/10/2021 0.39%	349,995.24 349,996.94	96.79 3.43%	338,759.75 41.71	0.70% (11,237.19)	NR / AAA AAA	2.31 1.07
47787NAC3	John Deere Owner Trust 2020-B A3 0.510% Due 11/15/2024	74,627.35	07/14/2020 0.52%	74,615.98 74,622.32	98.35 3.33%	73,397.27 16.92	0.15% (1,225.05)	Aaa / NR AAA	2.38 0.58
09690AAC7	BMW Vehicle Lease Trust 2021-2 A3 0.330% Due 12/26/2024	305,000.00	Various 1.44%	300,946.89 301,390.69	97.07 3.49%	296,061.37 16.78	0.61% (5,329.32)	Aaa / NR AAA	2.49 0.93
89236XAC0	Toyota Auto Receivables 2020-D A3 0.350% Due 01/15/2025	171,334.71	10/06/2020 0.36%	171,302.80 171,315.65	98.50 3.19%	168,768.12 26.65	0.35% (2,547.53)	NR / AAA AAA	2.55 0.53
92290BAA9	Verizon Owner Trust 2020-B A 0.470% Due 02/20/2025	370,000.00	08/04/2020 0.48%	369,922.30 369,954.64	98.43 3.17%	364,178.42 53.14	0.75% (5,776.22)	Aaa / NR AAA	2.65 0.58
36265MAC9	GM Financial Auto Lease Trust 2022-1 A3 1.900% Due 03/20/2025	275,000.00	02/15/2022 1.91%	274,997.64 274,998.02	97.35 3.70%	267,702.33 159.65	0.55% (7,295.69)	Aaa / NR AAA	2.72 1.50
05601XAC3	BMW Vehicle Lease Trust 2022-1 A3 1.100% Due 03/25/2025	165,000.00	01/11/2022 1.11%	164,975.33 164,980.38	96.55 3.84%	159,306.68 30.25	0.33% (5,673.70)	NR / AAA AAA	2.74 1.27
43813GAC5	Honda Auto Receivables Trust 2021-1 A3 0.270% Due 04/21/2025	125,000.00	02/17/2021 0.27%	124,997.71 124,998.72	97.62 3.54%	122,029.38 9.38	0.25% (2,969.34)	Aaa / NR AAA	2.81 0.73
89240BAC2	Toyota Auto Receivables Owners 2021-A A3 0.260% Due 05/15/2025	460,000.00	02/02/2021 0.27%	459,914.62 459,952.97	97.65 3.47%	449,180.34 53.16	0.92% (10,772.63)	Aaa / NR AAA	2.88 0.73

Holdings Report

As of June 30, 2022

City of Alameda - Account #270

CUSIP	Security Description	Par Value/Units	Purchase Date Book Yield	Cost Value Book Value	Mkt Price Mkt YTM	Market Value Accrued Int.	% of Port. Gain/Loss	Moody/S&P Fitch	Maturity Duration
47788UAC6	John Deere Owner Trust 2021-A A3 0.360% Due 09/15/2025	180,000.00	03/02/2021 0.37%	179,965.40 179,977.98	96.15 3.93%	173,071.44 28.80	0.36% (6,906.54)	Aaa / NR AAA	3.21 1.08
43815GAC3	Honda Auto Receivables Trust 2021-4 A3 0.880% Due 01/21/2026	165,000.00	11/16/2021 0.89%	164,965.22 164,971.65	95.37 3.78%	157,365.95 40.33	0.32% (7,605.70)	Aaa / NR AAA	3.56 1.62
47789QAC4	John Deere Owner Trust 2021-B A3 0.520% Due 03/16/2026	210,000.00	07/13/2021 0.52%	209,981.27 209,986.12	94.89 3.90%	199,275.93 48.53	0.41% (10,710.19)	Aaa / NR AAA	3.71 1.53
89238JAC9	Toyota Auto Receivables Trust 2021-D A3 0.710% Due 04/15/2026	155,000.00	11/09/2021 0.71%	154,996.70 154,997.33	95.28 3.79%	147,687.57 48.91	0.30% (7,309.76)	NR / AAA AAA	3.79 1.56
44935FAD6	Hyundai Auto Receivables Trust 2021-C A3 0.740% Due 05/15/2026	120,000.00	11/09/2021 0.75%	119,973.22 119,978.46	95.56 3.57%	114,666.24 39.47	0.24% (5,312.22)	NR / AAA AAA	3.88 1.59
43815BAC4	Honda Auto Receivables Trust 2022-1 A3 1.880% Due 05/15/2026	270,000.00	02/15/2022 1.89%	269,959.39 269,963.81	96.81 3.55%	261,378.36 225.60	0.54% (8,585.45)	Aaa / AAA NR	3.88 1.94
05602RAD3	BMW Vehicle Owner Trust 2022-A A3 3.210% Due 08/25/2026	175,000.00	05/10/2022 3.23%	174,990.90 174,991.25	98.96 4.46%	173,177.38 93.63	0.36% (1,813.87)	Aaa / AAA NR	4.16 0.85
89238FAD5	Toyota Auto Receivables OT 2022-B A3 2.930% Due 09/15/2026	145,000.00	04/07/2022 2.95%	144,996.61 144,996.84	98.78 3.57%	143,237.55 188.82	0.29% (1,759.29)	Aaa / AAA NR	4.21 1.95
362554AC1	GM Financial Securitized Term 2021-4 A3 0.680% Due 09/16/2026	125,000.00	10/13/2021 0.68%	124,996.81 124,997.46	94.95 4.17%	118,681.50 35.42	0.24% (6,315.96)	Aaa / AAA NR	4.22 1.47
47787JAC2	John Deere Owner Trust 2022-A A3 2.320% Due 09/16/2026	165,000.00	03/10/2022 2.34%	164,963.50 164,966.55	97.45 3.74%	160,797.29 170.13	0.33% (4,169.26)	Aaa / NR AAA	4.22 1.82
448977AD0	Hyundai Auto Receivables Trust 2022-A A3 2.220% Due 10/15/2026	440,000.00	03/09/2022 2.23%	439,983.06 439,984.59	96.92 3.83%	426,448.44 434.13	0.88% (13,536.15)	NR / AAA AAA	4.30 1.95
02582JIR2	American Express 2021-1 A 0.900% Due 11/15/2026	275,000.00	06/28/2022 3.62%	258,134.77 258,173.54	94.31 3.44%	259,356.63 110.00	0.53% 1,183.09	Aaa / NR AAA	4.38 2.30
380146AC4	GM Financial Auto Receivables 2022-1 A3 1.260% Due 11/16/2026	110,000.00	01/11/2022 1.27%	109,990.44 109,991.72	95.68 4.09%	105,244.70 57.75	0.22% (4,747.02)	NR / AAA AAA	4.38 1.55
02582JIT8	American Express Credit Trust 2022-2 A 3.390% Due 05/17/2027	450,000.00	05/17/2022 3.42%	449,900.46 449,903.94	99.89 3.46%	449,482.95 678.00	0.93% (420.99)	NR / AAA AAA	4.88 2.68
TOTAL ABS		6,156,058.38	1.43%	6,134,489.73 6,135,157.48	3.53%	5,996,508.49 2,993.26	12.33% (138,648.99)	Aaa / AAA Aaa	3.26 1.28
Agency									
3137EAER6	FHLMC Note 0.375% Due 05/05/2023	945,000.00	05/05/2020 0.39%	944,603.10 944,888.16	97.91 2.89%	925,217.37 551.25	1.90% (19,670.79)	Aaa / AA+ AAA	0.85 0.83
3135G04Q3	FNMA Note 0.250% Due 05/22/2023	475,000.00	05/20/2020 0.35%	473,570.25 474,575.64	97.72 2.84%	464,193.28 128.65	0.95% (10,382.36)	Aaa / AA+ AAA	0.89 0.88

City of Alameda - Account #270

CUSIP	Security Description	Par Value/Units	Purchase Date Book Yield	Cost Value Book Value	Mkt Price Mkt YTM	Market Value Accrued Int.	% of Port. Gain/Loss	Moody/S&P Fitch	Maturity Duration
3137EAEN5	FHLMC Note 2.750% Due 06/19/2023	400,000.00	07/20/2018 2.86%	397,992.00 399,604.45	99.74 3.03%	398,940.00 366.67	0.82% (664.45)	Aaa / AA+ AAA	0.97 0.95
3135G05G4	FNMA Note 0.250% Due 07/10/2023	775,000.00	07/08/2020 0.32%	773,333.75 774,430.89	97.35 2.88%	754,477.23 920.31	1.55% (19,953.66)	Aaa / AA+ AAA	1.03 1.01
3137EAEV7	FHLMC Note 0.250% Due 08/24/2023	585,000.00	08/19/2020 0.28%	584,403.30 584,772.30	97.03 2.90%	567,613.80 515.94	1.17% (17,158.50)	Aaa / AA+ AAA	1.15 1.13
313383YJ4	FHLB Note 3.375% Due 09/08/2023	550,000.00	10/29/2018 3.08%	557,221.50 551,767.70	100.51 2.93%	552,814.35 5,826.56	1.15% 1,046.65	Aaa / AA+ NR	1.19 1.15
3135G0U43	FNMA Note 2.875% Due 09/12/2023	905,000.00	09/12/2018 2.96%	901,289.50 904,108.99	100.04 2.84%	905,368.34 7,877.90	1.88% 1,259.35	Aaa / AA+ AAA	1.20 1.16
3130A0F70	FHLB Note 3.375% Due 12/08/2023	750,000.00	12/28/2018 2.77%	770,820.00 756,062.40	100.57 2.97%	754,258.50 1,617.19	1.55% (1,803.90)	Aaa / AA+ AAA	1.44 1.39
3130AB3H7	FHLB Note 2.375% Due 03/08/2024	950,000.00	04/29/2019 2.37%	950,066.50 950,023.09	98.91 3.04%	939,605.10 7,082.12	1.95% (10,417.99)	Aaa / AA+ NR	1.69 1.63
3130A1XJ2	FHLB Note 2.875% Due 06/14/2024	1,000,000.00	Various 1.97%	1,042,678.20 1,016,800.43	99.72 3.02%	997,211.00 1,357.63	2.05% (19,589.43)	Aaa / AA+ NR	1.96 1.88
3130A2UW4	FHLB Note 2.875% Due 09/13/2024	800,000.00	09/13/2019 1.79%	841,432.00 818,285.50	99.67 3.03%	797,388.80 6,900.00	1.65% (20,896.70)	Aaa / AA+ AAA	2.21 2.10
3135G0W66	FNMA Note 1.625% Due 10/15/2024	355,000.00	10/17/2019 1.66%	354,392.95 354,721.44	97.00 2.99%	344,335.45 1,217.85	0.71% (10,385.99)	Aaa / AA+ AAA	2.30 2.22
3135G0X24	FNMA Note 1.625% Due 01/07/2025	965,000.00	Various 1.19%	984,823.65 975,345.31	96.64 3.02%	932,549.95 7,579.27	1.93% (42,795.36)	Aaa / AA+ AAA	2.53 2.42
3137EAEP0	FHLMC Note 1.500% Due 02/12/2025	1,090,000.00	02/13/2020 1.52%	1,089,160.70 1,089,559.88	96.21 3.02%	1,048,647.58 6,312.92	2.17% (40,912.30)	Aaa / AA+ AAA	2.62 2.52
3135G03U5	FNMA Note 0.625% Due 04/22/2025	860,000.00	04/22/2020 0.67%	858,228.40 859,003.48	93.60 3.02%	804,928.18 1,030.21	1.66% (54,075.30)	Aaa / AA+ AAA	2.81 2.75
3135G04Z3	FNMA Note 0.500% Due 06/17/2025	1,025,000.00	Various 0.51%	1,024,483.60 1,024,739.34	92.85 3.04%	951,722.75 199.31	1.96% (73,016.59)	Aaa / AA+ AAA	2.97 2.90
3137EAEU9	FHLMC Note 0.375% Due 07/21/2025	1,025,000.00	Various 0.45%	1,021,407.50 1,022,751.01	92.34 3.02%	946,460.40 1,708.33	1.95% (76,290.61)	Aaa / AA+ AAA	3.06 2.99
3135G05X7	FNMA Note 0.375% Due 08/25/2025	1,025,000.00	Various 0.46%	1,020,994.25 1,022,432.46	91.94 3.08%	942,356.30 1,345.32	1.94% (80,076.16)	Aaa / AA+ AAA	3.16 3.08
3137EAEX3	FHLMC Note 0.375% Due 09/23/2025	1,025,000.00	Various 0.44%	1,021,962.75 1,022,999.46	91.79 3.06%	940,893.63 1,046.35	1.94% (82,105.83)	Aaa / AA+ AAA	3.24 3.16

Holdings Report

As of June 30, 2022

City of Alameda - Account #270

CUSIP	Security Description	Par Value/Units	Purchase Date Book Yield	Cost Value Book Value	Mkt Price Mkt YTM	Market Value Accrued Int.	% of Port. Gain/Loss	Moody/S&P Fitch	Maturity Duration
3135G06G3	FNMA Note 0.500% Due 11/07/2025	1,025,000.00	Various 0.57%	1,021,725.50 1,022,796.00	91.91 3.06%	942,080.58 768.75	1.94% (80,715.42)	Aaa / AA+ AAA	3.36 3.28
TOTAL Agency		16,530,000.00	1.25%	16,634,589.40 16,569,667.93	2.99%	15,911,062.59 54,352.53	32.82% (658,605.34)	Aaa / AA+ Aaa	2.15 2.09
Corporate									
02665WCJ8	American Honda Finance Note 3.450% Due 07/14/2023	180,000.00	07/11/2018 3.49%	179,688.60 179,935.47	100.06 3.39%	180,110.88 2,880.75	0.38% 175.41	A3 / A- A	1.04 1.00
02665WCQ2	American Honda Finance Note 3.625% Due 10/10/2023	440,000.00	10/03/2018 3.64%	439,639.20 439,907.92	100.34 3.35%	441,492.92 3,588.75	0.91% 1,585.00	A3 / A- A	1.28 1.23
24422EVN6	John Deere Capital Corp Note 0.450% Due 01/17/2024	350,000.00	03/01/2021 0.47%	349,751.50 349,866.16	95.94 3.16%	335,790.70 717.50	0.69% (14,075.46)	A2 / A A	1.55 1.52
06051GHF9	Bank of America Corp Callable Note 1X 3/5/2023 3.550% Due 03/05/2024	400,000.00	03/06/2019 3.40%	401,628.00 400,547.13	99.71 3.55%	398,831.20 4,575.56	0.83% (1,715.93)	A2 / A- AA-	1.68 1.60
89114QCB2	Toronto Dominion Bank Note 3.250% Due 03/11/2024	565,000.00	03/26/2019 2.97%	572,152.90 567,446.21	99.50 3.56%	562,151.27 5,610.76	1.17% (5,294.94)	A1 / A AA-	1.70 1.62
808513BN4	Charles Schwab Corp Callable Note Cont 2/18/2024 0.750% Due 03/18/2024	290,000.00	03/16/2021 0.77%	289,855.00 289,917.18	95.98 3.17%	278,346.06 622.29	0.57% (11,571.12)	A2 / A A	1.72 1.68
79466LAG9	Salesforce.com Inc Callable Note Cont 7/15/2022 0.625% Due 07/15/2024	510,000.00	Various 0.90%	506,418.00 507,204.68	94.71 3.33%	483,028.14 1,469.79	1.00% (24,176.54)	A2 / A+ NR	2.04 1.99
69371RQ25	Paccar Financial Corp Note 2.150% Due 08/15/2024	125,000.00	08/08/2019 2.20%	124,723.75 124,882.67	97.31 3.47%	121,635.75 1,015.28	0.25% (3,246.92)	A1 / A+ NR	2.13 2.04
78015K7C2	Royal Bank of Canada Note 2.250% Due 11/01/2024	600,000.00	12/05/2019 2.26%	599,688.00 599,851.06	96.62 3.78%	579,697.20 2,250.00	1.20% (20,153.86)	A1 / A AA-	2.34 2.24
14913Q3B3	Caterpillar Finl Service Note 2.150% Due 11/08/2024	475,000.00	01/28/2020 1.91%	480,082.50 477,509.19	97.10 3.44%	461,202.68 1,503.51	0.95% (16,306.51)	A2 / A A	2.36 2.26
89236TJT3	Toyota Motor Credit Corp Note 1.450% Due 01/13/2025	440,000.00	01/10/2022 1.50%	439,410.40 439,501.31	94.86 3.59%	417,390.60 2,977.33	0.86% (22,110.71)	A1 / A+ A+	2.54 2.44
90331HPL1	US Bank NA Callable Note Cont 12/21/2024 2.050% Due 01/21/2025	615,000.00	01/16/2020 2.10%	613,690.05 614,329.61	96.14 3.64%	591,275.76 5,603.33	1.23% (23,053.85)	A1 / AA- AA-	2.56 2.44
69371RR73	Paccar Financial Corp Note 2.850% Due 04/07/2025	485,000.00	03/31/2022 2.86%	484,873.90 484,883.68	98.11 3.57%	475,818.95 3,225.25	0.98% (9,064.73)	A1 / A+ NR	2.77 2.62
78016EZ59	Royal Bank of Canada Note 3.375% Due 04/14/2025	260,000.00	04/07/2022 3.39%	259,903.80 259,910.65	98.74 3.86%	256,712.30 1,876.88	0.53% (3,198.35)	A1 / A AA-	2.79 2.62

Holdings Report

As of June 30, 2022

City of Alameda - Account #270

CUSIP	Security Description	Par Value/Units	Purchase Date Book Yield	Cost Value Book Value	Mkt Price Mkt YTM	Market Value Accrued Int.	% of Port. Gain/Loss	Moody/S&P Fitch	Maturity Duration
06367WB85	Bank of Montreal Note 1.850% Due 05/01/2025	449,000.00	07/23/2021	465,532.18	94.88	426,027.81	0.88%	A2 / A-	2.84
			0.85%	461,453.28	3.77%	1,384.42	(35,425.47)	AA-	2.71
46647PCH7	JP Morgan Chase & Co Callable Note Cont 6/1/2024 0.824% Due 06/01/2025	535,000.00	05/24/2021	535,696.55	93.53	500,373.21	1.03%	A2 / A-	2.92
			0.78%	535,445.52	3.60%	367.37	(35,072.31)	AA-	2.83
46647PCK0	JP Morgan Chase & Co Callable Note Cont 6/23/2024 0.969% Due 06/23/2025	255,000.00	Various	255,159.65	93.51	238,448.97	0.49%	A2 / A-	2.98
			0.95%	255,105.41	3.66%	54.91	(16,656.44)	AA-	2.89
89788MAA0	Truist Financial Corp Callable Note Cont 07/03/2025 1.200% Due 08/05/2025	390,000.00	02/03/2022	381,435.60	91.96	358,641.66	0.74%	A3 / A-	3.10
			1.85%	382,402.87	3.98%	1,898.00	(23,761.21)	A	2.97
46647PBK1	JP Morgan Chase & Co Callable Note Cont 4/22/2025 2.083% Due 04/22/2026	168,000.00	05/20/2021	174,271.44	93.59	157,232.54	0.32%	A2 / A-	3.81
			1.11%	172,502.80	4.25%	670.73	(15,270.26)	AA-	3.58
6174468Q5	Morgan Stanley Callable Note Cont 4/28/2025 2.188% Due 04/28/2026	250,000.00	05/18/2022	236,152.50	93.70	234,248.00	0.48%	A1 / A-	3.83
			4.05%	236,556.67	4.33%	957.25	(2,308.67)	A	3.59
023135BX3	Amazon.com Inc Callable Note Cont 4/12/2026 1.000% Due 05/12/2026	790,000.00	05/10/2021	786,587.20	91.02	719,072.22	1.48%	A1 / AA	3.87
			1.09%	787,362.84	3.50%	1,075.28	(68,290.62)	AA-	3.73
808513BR5	Charles Schwab Corp Callable Note Cont 4/13/2026 1.150% Due 05/13/2026	470,000.00	12/14/2021	463,443.50	90.32	424,510.11	0.87%	A2 / A	3.87
			1.48%	464,246.25	3.87%	720.67	(39,736.14)	A	3.71
91324PEC2	United Health Group Inc Callable Note Cont 4/15/2026 1.150% Due 05/15/2026	630,000.00	Various	631,645.30	90.77	571,820.76	1.18%	A3 / A+	3.88
			1.09%	631,323.02	3.73%	925.75	(59,502.26)	A	3.72
89236TJK2	Toyota Motor Credit Corp Note 1.125% Due 06/18/2026	760,000.00	Various	756,229.20	90.43	687,233.80	1.41%	A1 / A+	3.97
			1.24%	756,701.51	3.74%	308.76	(69,467.71)	A+	3.81
06051GJD2	Bank of America Corp Callable Note Cont 6/19/2025 1.319% Due 06/19/2026	500,000.00	Various	501,320.00	90.83	454,135.50	0.93%	A2 / A-	3.97
			1.25%	500,987.58	4.18%	219.84	(46,852.08)	AA-	3.79
037833DN7	Apple Inc Callable Note Cont 7/11/2026 2.050% Due 09/11/2026	300,000.00	12/02/2021	307,452.00	94.27	282,821.70	0.59%	Aaa / AA+	4.20
			1.49%	306,532.71	3.53%	1,879.17	(23,711.01)	NR	3.94
06368FAC3	Bank of Montreal Note 1.250% Due 09/15/2026	250,000.00	09/13/2021	249,697.50	88.70	221,757.75	0.46%	A2 / A-	4.21
			1.28%	249,745.38	4.21%	920.14	(27,987.63)	AA-	4.00
931142ERO	Wal-Mart Stores Callable Note Cont 08/17/2026 1.050% Due 09/17/2026	125,000.00	09/08/2021	124,763.75	91.05	113,818.38	0.23%	Aa2 / AA	4.22
			1.09%	124,800.88	3.34%	379.17	(10,982.50)	AA	4.05

Holdings Report

As of June 30, 2022

City of Alameda - Account #270

CUSIP	Security Description	Par Value/Units	Purchase Date Book Yield	Cost Value Book Value	Mkt Price Mkt YTM	Market Value Accrued Int.	% of Port. Gain/Loss	Moody/S&P Fitch	Maturity Duration
87612EBM7	Target Corp Callable Note Cont 12/15/2026 1.950% Due 01/15/2027	290,000.00	01/19/2022 1.99%	289,507.00 289,549.87	92.89 3.66%	269,391.15 2,466.21	0.56% (20,158.72)	A2 / A A	4.55 4.24
26444HAC5	Duke Energy Florida LLC Callable Note Cont 10/15/2026 3.200% Due 01/15/2027	500,000.00	02/22/2022 2.48%	515,740.00 514,559.96	97.70 3.76%	488,484.00 7,377.78	1.02% (26,075.96)	A1 / A NR	4.55 4.12
084664CZ2	Berkshire Hathaway Callable Note Cont 2/15/2027 2.300% Due 03/15/2027	585,000.00	03/07/2022 2.30%	584,888.85 584,895.42	94.59 3.56%	553,363.79 3,961.75	1.15% (31,531.63)	Aa2 / AA A+	4.71 4.37
665859AW4	Northern Trust Company Callable Note Cont 4/10/2027 4.000% Due 05/10/2027	220,000.00	05/05/2022 4.04%	219,643.60 219,653.75	100.75 3.83%	221,639.44 1,246.67	0.46% 1,985.69	A2 / A+ A+	4.86 4.29
TOTAL Corporate		13,202,000.00	1.86%	13,220,671.42 13,209,518.64	3.65%	12,506,505.20 64,730.85	25.84% (703,013.44)	A1 / A A+	3.08 2.93
Money Market Fund									
316175603	Fidelity Institutional Government MMKT Fund #657	42,734.09	Various 0.95%	42,734.09 42,734.09	1.00 0.95%	42,734.09 0.00	0.09% 0.00	Aaa / AAA NR	0.00 0.00
TOTAL Money Market Fund		42,734.09	0.95%	42,734.09	0.95%	42,734.09 0.00	0.09% 0.00	Aaa / AAA NR	0.00 0.00
Municipal Bonds									
13063DRK6	California State Taxable GO 2.400% Due 10/01/2024	580,000.00	10/16/2019 1.91%	593,322.60 586,077.88	98.02 3.32%	568,527.60 3,480.00	1.18% (17,550.28)	Aa2 / AA- AA	2.26 2.16
TOTAL Municipal Bonds		580,000.00	1.91%	593,322.60 586,077.88	3.32%	568,527.60 3,480.00	1.18% (17,550.28)	Aa2 / AA- AA	2.26 2.16
Supranational									
459058JL8	Intl. Bank Recon & Development Note 0.500% Due 10/28/2025	470,000.00	10/21/2020 0.52%	469,468.90 469,646.61	91.80 3.11%	431,442.14 411.25	0.89% (38,204.47)	Aaa / AAA AAA	3.33 3.25
4581X0DV7	Inter-American Dev Bank Note 0.875% Due 04/20/2026	520,000.00	04/13/2021 0.97%	517,618.40 518,188.37	91.97 3.13%	478,226.84 897.36	0.98% (39,961.53)	Aaa / AAA AAA	3.81 3.68
TOTAL Supranational		990,000.00	0.76%	987,087.30 987,834.98	3.12%	909,668.98 1,308.61	1.87% (78,166.00)	Aaa / AAA Aaa	3.58 3.48
US Treasury									
912828N30	US Treasury Note 2.125% Due 12/31/2022	50,000.00	01/25/2018 2.46%	49,222.66 49,920.97	99.80 2.52%	49,902.35 2.89	0.10% (18.62)	Aaa / AA+ AAA	0.50 0.49

Holdings Report

As of June 30, 2022

City of Alameda - Account #270

CUSIP	Security Description	Par Value/Units	Purchase Date Book Yield	Cost Value Book Value	Mkt Price Mkt YTM	Market Value Accrued Int.	% of Port. Gain/Loss	Moody/S&P Fitch	Maturity Duration
912828V23	US Treasury Note 2.250% Due 12/31/2023	450,000.00	06/26/2019	459,035.16	98.98	445,429.80	0.92%	Aaa / AA+	1.50
			1.78%	453,004.41	2.95%	27.51	(7,574.61)	AAA	1.46
912828B66	US Treasury Note 2.750% Due 02/15/2024	900,000.00	04/29/2019	917,789.06	99.72	897,469.20	1.86%	Aaa / AA+	1.63
			2.31%	906,031.22	2.93%	9,298.34	(8,562.02)	AAA	1.56
91282CBR1	US Treasury Note 0.250% Due 03/15/2024	650,000.00	03/30/2021	648,425.78	95.55	621,105.55	1.28%	Aaa / AA+	1.71
			0.33%	649,091.91	2.94%	476.90	(27,986.36)	AAA	1.68
912828X70	US Treasury Note 2.000% Due 04/30/2024	800,000.00	06/10/2019	802,812.50	98.33	786,656.00	1.62%	Aaa / AA+	1.84
			1.92%	801,054.10	2.94%	2,695.65	(14,398.10)	AAA	1.78
912828XX3	US Treasury Note 2.000% Due 06/30/2024	900,000.00	12/12/2019	910,300.78	98.18	883,652.40	1.82%	Aaa / AA+	2.00
			1.74%	904,527.13	2.94%	48.91	(20,874.73)	AAA	1.94
912828D56	US Treasury Note 2.375% Due 08/15/2024	700,000.00	08/29/2019	731,035.16	98.77	691,359.20	1.43%	Aaa / AA+	2.13
			1.45%	713,291.00	2.98%	6,245.86	(21,931.80)	AAA	2.04
9128283D0	US Treasury Note 2.250% Due 10/31/2024	900,000.00	11/07/2019	920,355.47	98.40	885,620.70	1.83%	Aaa / AA+	2.34
			1.77%	909,545.47	2.96%	3,411.68	(23,924.77)	AAA	2.25
912828ZC7	US Treasury Note 1.125% Due 02/28/2025	900,000.00	03/18/2020	913,886.72	95.27	857,460.60	1.77%	Aaa / AA+	2.67
			0.81%	907,477.46	2.98%	3,384.17	(50,016.86)	AAA	2.59
91282CED9	US Treasury Note 1.750% Due 03/15/2025	250,000.00	04/08/2022	243,300.78	96.78	241,953.00	0.50%	Aaa / AA+	2.71
			2.71%	243,802.59	3.00%	1,283.97	(1,849.59)	AAA	2.60
91282CAM3	US Treasury Note 0.250% Due 09/30/2025	1,200,000.00	Various	1,183,773.44	91.46	1,097,577.60	2.26%	Aaa / AA+	3.25
			0.55%	1,188,415.58	3.03%	754.10	(90,837.98)	AAA	3.19
91282CAT8	US Treasury Note 0.250% Due 10/31/2025	1,100,000.00	Various	1,086,968.75	91.23	1,003,535.50	2.06%	Aaa / AA+	3.34
			0.50%	1,090,874.92	3.04%	463.32	(87,339.42)	AAA	3.27
91282CAZ4	US Treasury Note 0.375% Due 11/30/2025	1,100,000.00	03/26/2021	1,080,277.34	91.44	1,005,855.40	2.07%	Aaa / AA+	3.42
			0.77%	1,085,580.62	3.03%	349.39	(79,725.22)	AAA	3.35
91282CCW9	US Treasury Note 0.750% Due 08/31/2026	260,000.00	09/17/2021	258,588.28	91.15	236,995.98	0.49%	Aaa / AA+	4.17
			0.86%	258,810.28	3.02%	651.77	(21,814.30)	AAA	4.04
91282CCZ2	US Treasury Note 0.875% Due 09/30/2026	1,520,000.00	Various	1,504,876.56	91.46	1,390,205.68	2.86%	Aaa / AA+	4.25
			1.08%	1,507,039.53	3.03%	3,343.17	(116,833.85)	AAA	4.11
91282CDG3	US Treasury Note 1.125% Due 10/31/2026	510,000.00	11/15/2021	506,892.19	92.31	470,773.86	0.97%	Aaa / AA+	4.34
			1.25%	507,280.45	3.03%	966.64	(36,506.59)	AAA	4.17
91282CEF4	US Treasury Note 2.500% Due 03/31/2027	500,000.00	06/09/2022	487,753.91	97.71	488,554.50	1.01%	Aaa / AA+	4.75
			3.05%	487,900.44	3.02%	3,142.08	654.06	AAA	4.41

Holdings Report

As of June 30, 2022

City of Alameda - Account #270

CUSIP	Security Description	Par Value/Units	Purchase Date Book Yield	Cost Value Book Value	Mkt Price Mkt YTM	Market Value Accrued Int.	% of Port. Gain/Loss	Moody/S&P Fitch	Maturity Duration
91282CET4	US Treasury Note 2.625% Due 05/31/2027	500,000.00	06/09/2022 3.07%	489,824.22 489,941.89	98.26 3.01%	491,289.00 1,111.68	1.01% 1,347.11	Aaa / AA+ AAA	4.92 4.56
TOTAL US Treasury		13,190,000.00	1.36%	13,195,118.76 13,153,589.97	2.99%	12,545,396.32 37,658.03	25.87% (608,193.65)	Aaa / AA+ Aaa	2.95 2.84
TOTAL PORTFOLIO		50,690,792.47	1.46%	50,808,013.30 50,684,580.97	3.23%	48,480,403.27 164,523.28	100.00% (2,204,177.70)	Aa1 / AA Aaa	2.76 2.43
TOTAL MARKET VALUE PLUS ACCRUALS						48,644,926.55			



Section 4 | Transactions

Transaction Ledger

As of June 30, 2022

City of Alameda - Account #270

June 30, 2021 through June 30, 2022

Transaction Type	Settlement Date	CUSIP	Quantity	Security Description	Price	Acq/Disp Yield	Amount	Interest Pur/Sold	Total Amount	Gain/Loss
ACQUISITIONS										
Purchase	07/12/2021	79466LAG9	100,000.00	Salesforce.com Inc Callable Note Cont 7/15/2022 0.625% Due: 07/15/2024	99.949	0.64%	99,949.00	0.00	99,949.00	0.00
Purchase	07/20/2021	06051GJD2	250,000.00	Bank of America Corp Callable Note Cont 6/19/2025 1.319% Due: 06/19/2026	100.182	1.26%	250,455.00	283.95	250,738.95	0.00
Purchase	07/21/2021	47789QAC4	210,000.00	John Deere Owner Trust 2021-B A3 0.52% Due: 03/16/2026	99.991	0.52%	209,981.27	0.00	209,981.27	0.00
Purchase	07/27/2021	06367WB85	449,000.00	Bank of Montreal Note 1.85% Due: 05/01/2025	103.682	0.85%	465,532.18	1,984.33	467,516.51	0.00
Purchase	08/12/2021	91324PEC2	500,000.00	United Health Group Inc Callable Note Cont 4/15/2026 1.15% Due: 05/15/2026	100.245	1.10%	501,225.00	1,325.69	502,550.69	0.00
Purchase	08/18/2021	36262XAC8	350,000.00	GM Financial Auto Lease Trust 2021-3 A2 0.39% Due: 10/21/2024	99.999	0.39%	349,995.24	0.00	349,995.24	0.00
Purchase	09/15/2021	06368FAC3	250,000.00	Bank of Montreal Note 1.25% Due: 09/15/2026	99.879	1.28%	249,697.50	0.00	249,697.50	0.00
Purchase	09/15/2021	09690AAC7	155,000.00	BMW Vehicle Lease Trust 2021-2 A3 0.33% Due: 12/26/2024	99.990	0.34%	154,984.00	0.00	154,984.00	0.00
Purchase	09/17/2021	931142ER0	125,000.00	Wal-Mart Stores Callable Note Cont 08/17/2026 1.05% Due: 09/17/2026	99.811	1.09%	124,763.75	0.00	124,763.75	0.00
Purchase	09/20/2021	91282CCW9	260,000.00	US Treasury Note 0.75% Due: 08/31/2026	99.457	0.86%	258,588.28	107.73	258,696.01	0.00
Purchase	10/07/2021	91282CCZ2	510,000.00	US Treasury Note 0.875% Due: 09/30/2026	99.480	0.98%	507,350.39	85.82	507,436.21	0.00
Purchase	10/13/2021	91282CCZ2	500,000.00	US Treasury Note 0.875% Due: 09/30/2026	99.031	1.08%	495,156.25	156.25	495,312.50	0.00
Purchase	10/19/2021	91282CCZ2	510,000.00	US Treasury Note 0.875% Due: 09/30/2026	98.504	1.19%	502,369.92	232.93	502,602.85	0.00
Purchase	10/21/2021	362554AC1	125,000.00	GM Financial Securitized Term 2021-4 A3 0.68% Due: 09/16/2026	99.997	0.68%	124,996.81	0.00	124,996.81	0.00

Transaction Ledger

As of June 30, 2022

City of Alameda - Account #270

June 30, 2021 through June 30, 2022

Transaction Type	Settlement Date	CUSIP	Quantity	Security Description	Price	Acq/Disp Yield	Amount	Interest Pur/Sold	Total Amount	Gain/Loss
Purchase	11/15/2021	89238JAC9	155,000.00	Toyota Auto Receivables Trust 2021-D A3 0.71% Due: 04/15/2026	99.998	0.71%	154,996.70	0.00	154,996.70	0.00
Purchase	11/17/2021	44935FAD6	120,000.00	Hyundai Auto Receivables Trust 2021-C A3 0.74% Due: 05/15/2026	99.978	0.75%	119,973.22	0.00	119,973.22	0.00
Purchase	11/17/2021	91282CDG3	510,000.00	US Treasury Note 1.125% Due: 10/31/2026	99.391	1.25%	506,892.19	269.44	507,161.63	0.00
Purchase	11/24/2021	43815GAC3	165,000.00	Honda Auto Receivables Trust 2021-4 A3 0.88% Due: 01/21/2026	99.979	0.89%	164,965.22	0.00	164,965.22	0.00
Purchase	12/02/2021	79466LAG9	260,000.00	Salesforce.com Inc Callable Note Cont 7/15/2022 0.625% Due: 07/15/2024	99.250	0.92%	258,050.00	631.94	258,681.94	0.00
Purchase	12/06/2021	037833DN7	300,000.00	Apple Inc Callable Note Cont 7/11/2026 2.05% Due: 09/11/2026	102.484	1.49%	307,452.00	1,452.08	308,904.08	0.00
Purchase	12/09/2021	79466LAG9	150,000.00	Salesforce.com Inc Callable Note Cont 7/15/2022 0.625% Due: 07/15/2024	98.946	1.04%	148,419.00	382.81	148,801.81	0.00
Purchase	12/16/2021	808513BR5	470,000.00	Charles Schwab Corp Callable Note Cont 4/13/2026 1.15% Due: 05/13/2026	98.605	1.48%	463,443.50	495.46	463,938.96	0.00
Purchase	12/16/2021	89236TJK2	220,000.00	Toyota Motor Credit Corp Note 1.125% Due: 06/18/2026	98.394	1.49%	216,466.80	1,223.75	217,690.55	0.00
Purchase	01/13/2022	89236TJT3	440,000.00	Toyota Motor Credit Corp Note 1.45% Due: 01/13/2025	99.866	1.50%	439,410.40	0.00	439,410.40	0.00
Purchase	01/19/2022	05601XAC3	165,000.00	BMW Vehicle Lease Trust 2022-1 A3 1.1% Due: 03/25/2025	99.985	1.11%	164,975.33	0.00	164,975.33	0.00
Purchase	01/19/2022	380146AC4	110,000.00	GM Financial Auto Receivables 2022-1 A3 1.26% Due: 11/16/2026	99.991	1.27%	109,990.44	0.00	109,990.44	0.00
Purchase	01/24/2022	87612EBM7	290,000.00	Target Corp Callable Note Cont 12/15/2026 1.95% Due: 01/15/2027	99.830	1.99%	289,507.00	0.00	289,507.00	0.00
Purchase	02/07/2022	89788MAA0	390,000.00	Truist Financial Corp Callable Note Cont 07/03/2025 1.2% Due: 08/05/2025	97.804	1.85%	381,435.60	26.00	381,461.60	0.00
Purchase	02/23/2022	36265MAC9	275,000.00	GM Financial Auto Lease Trust 2022-1 A3 1.9% Due: 03/20/2025	99.999	1.91%	274,997.64	0.00	274,997.64	0.00

Transaction Ledger

As of June 30, 2022

City of Alameda - Account #270

June 30, 2021 through June 30, 2022

Transaction Type	Settlement Date	CUSIP	Quantity	Security Description	Price	Acq/Disp Yield	Amount	Interest Pur/Sold	Total Amount	Gain/Loss
Purchase	02/23/2022	43815BAC4	270,000.00	Honda Auto Receivables Trust 2022-1 A3 1.88% Due: 05/15/2026	99.985	1.89%	269,959.39	0.00	269,959.39	0.00
Purchase	02/24/2022	26444HAC5	500,000.00	Duke Energy Florida LLC Callable Note Cont 10/15/2026 3.2% Due: 01/15/2027	103.148	2.51%	515,740.00	1,733.33	517,473.33	0.00
Purchase	03/15/2022	084664CZ2	585,000.00	Berkshire Hathaway Callable Note Cont 2/15/2027 2.3% Due: 03/15/2027	99.981	2.30%	584,888.85	0.00	584,888.85	0.00
Purchase	03/16/2022	448977AD0	440,000.00	Hyundai Auto Receivables Trust 2022-A A3 2.22% Due: 10/15/2026	99.996	2.23%	439,983.06	0.00	439,983.06	0.00
Purchase	03/16/2022	47787JAC2	165,000.00	John Deere Owner Trust 2022-A A3 2.32% Due: 09/16/2026	99.978	2.34%	164,963.50	0.00	164,963.50	0.00
Purchase	04/07/2022	69371RR73	485,000.00	Paccar Financial Corp Note 2.85% Due: 04/07/2025	99.974	2.86%	484,873.90	0.00	484,873.90	0.00
Purchase	04/12/2022	91282CED9	250,000.00	US Treasury Note 1.75% Due: 03/15/2025	97.320	2.71%	243,300.78	332.88	243,633.66	0.00
Purchase	04/13/2022	89238FAD5	145,000.00	Toyota Auto Receivables OT 2022-B A3 2.93% Due: 09/15/2026	99.998	2.95%	144,996.61	0.00	144,996.61	0.00
Purchase	04/14/2022	78016EZ59	260,000.00	Royal Bank of Canada Note 3.375% Due: 04/14/2025	99.963	3.39%	259,903.80	0.00	259,903.80	0.00
Purchase	04/26/2022	09690AAC7	150,000.00	BMW Vehicle Lease Trust 2021-2 A3 0.33% Due: 12/26/2024	97.309	2.62%	145,962.89	1.38	145,964.27	0.00
Purchase	05/10/2022	665859AW4	220,000.00	Northern Trust Company Callable Note Cont 4/10/2027 4% Due: 05/10/2027	99.838	4.04%	219,643.60	0.00	219,643.60	0.00
Purchase	05/18/2022	05602RAD3	175,000.00	BMW Vehicle Owner Trust 2022-A A3 3.21% Due: 08/25/2026	99.995	3.23%	174,990.90	0.00	174,990.90	0.00
Purchase	05/20/2022	6174468Q5	250,000.00	Morgan Stanley Callable Note Cont 4/28/2025 2.188% Due: 04/28/2026	94.461	4.05%	236,152.50	334.28	236,486.78	0.00
Purchase	05/24/2022	02582JIT8	450,000.00	American Express Credit Trust 2022-2 A 3.39% Due: 05/17/2027	99.978	3.42%	449,900.46	0.00	449,900.46	0.00
Purchase	06/10/2022	91282CEF4	500,000.00	US Treasury Note 2.5% Due: 03/31/2027	97.551	3.05%	487,753.91	2,424.86	490,178.77	0.00

Transaction Ledger

As of June 30, 2022

City of Alameda - Account #270

June 30, 2021 through June 30, 2022

Transaction Type	Settlement Date	CUSIP	Quantity	Security Description	Price	Acq/Disp Yield	Amount	Interest Pur/Sold	Total Amount	Gain/Loss
Purchase	06/10/2022	91282CET4	500,000.00	US Treasury Note 2.625% Due: 05/31/2027	97.965	3.07%	489,824.22	358.61	490,182.83	0.00
Purchase	06/29/2022	02582JJR2	275,000.00	American Express 2021-1 A 0.9% Due: 11/15/2026	93.867	3.62%	258,134.77	96.25	258,231.02	0.00
Subtotal			13,934,000.00				13,866,992.77	13,939.77	13,880,932.54	0.00
TOTAL ACQUISITIONS			13,934,000.00				13,866,992.77	13,939.77	13,880,932.54	0.00
DISPOSITIONS										
Sale	07/20/2021	06051GHF9	200,000.00	Bank of America Corp Callable Note 1X 3/5/2023 3.55% Due: 03/05/2024	104.730	2.99%	209,460.00	2,662.50	212,122.50	9,032.03
Sale	07/27/2021	404280BS7	300,000.00	HSBC Holdings PLC Callable Note 1X 5/18/2023 3.95% Due: 05/18/2024	105.974	2.18%	317,922.00	2,271.25	320,193.25	8,839.85
Sale	08/12/2021	3130AF5B9	720,000.00	FHLB Note 3% Due: 10/12/2021	100.489	2.91%	723,520.80	7,200.00	730,720.80	3,415.09
Sale	09/14/2021	3130AF5B9	280,000.00	FHLB Note 3% Due: 10/12/2021	100.230	2.91%	280,644.00	3,546.67	284,190.67	625.13
Sale	09/17/2021	404280BS7	250,000.00	HSBC Holdings PLC Callable Note 1X 5/18/2023 3.95% Due: 05/18/2024	105.533	2.18%	263,832.50	3,264.24	267,096.74	6,647.62
Sale	10/07/2021	24422ETL3	237,000.00	John Deere Capital Corp Note 2.65% Due: 01/06/2022	100.590	3.12%	238,398.30	1,587.57	239,985.87	1,656.44
Sale	10/07/2021	912828F96	225,000.00	US Treasury Note 2% Due: 10/31/2021	100.129	1.94%	225,290.04	1,956.52	227,246.56	281.88
Sale	10/13/2021	912828J43	420,000.00	US Treasury Note 1.75% Due: 02/28/2022	100.648	2.14%	422,723.44	873.07	423,596.51	3,302.16
Sale	10/19/2021	912828J43	555,000.00	US Treasury Note 1.75% Due: 02/28/2022	100.617	2.14%	558,425.39	1,314.68	559,740.07	4,156.88

Transaction Ledger

As of June 30, 2022

City of Alameda - Account #270

June 30, 2021 through June 30, 2022

Transaction Type	Settlement Date	CUSIP	Quantity	Security Description	Price	Acq/Disp Yield	Amount	Interest Pur/Sold	Total Amount	Gain/Loss
Sale	10/19/2021	912828XG0	50,000.00	US Treasury Note 2.125% Due: 06/30/2022	101.438	1.82%	50,718.75	320.48	51,039.23	617.44
Sale	11/15/2021	912828XG0	120,000.00	US Treasury Note 2.125% Due: 06/30/2022	101.285	1.82%	121,542.19	956.25	122,498.44	1,324.90
Sale	11/16/2021	912828XG0	780,000.00	US Treasury Note 2.125% Due: 06/30/2022	101.273	1.82%	789,932.81	6,260.67	796,193.48	8,526.63
Sale	12/06/2021	4581X0CW6	300,000.00	Inter-American Dev Bank Note 2.125% Due: 01/18/2022	100.231	2.15%	300,693.00	2,443.75	303,136.75	701.69
Sale	12/09/2021	4581X0CW6	150,000.00	Inter-American Dev Bank Note 2.125% Due: 01/18/2022	100.208	2.15%	150,312.00	1,248.44	151,560.44	316.04
Sale	12/16/2021	4581X0CW6	465,000.00	Inter-American Dev Bank Note 2.125% Due: 01/18/2022	100.175	2.15%	465,813.29	4,062.29	469,875.58	823.63
Sale	12/16/2021	912828L57	170,000.00	US Treasury Note 1.75% Due: 09/30/2022	101.203	1.99%	172,045.31	629.33	172,674.64	2,345.73
Sale	01/13/2022	912828L57	455,000.00	US Treasury Note 1.75% Due: 09/30/2022	100.992	1.99%	459,514.45	2,296.88	461,811.33	5,240.33
Sale	01/13/2022	912828N30	100,000.00	US Treasury Note 2.125% Due: 12/31/2022	101.566	2.46%	101,566.41	76.31	101,642.72	1,870.44
Sale	01/24/2022	69353RFE3	250,000.00	PNC Bank Callable Note Cont 6/28/2022 2.45% Due: 07/28/2022	100.836	2.45%	252,090.00	2,994.44	255,084.44	2,092.28
Sale	02/07/2022	69353RFE3	390,000.00	PNC Bank Callable Note Cont 6/28/2022 2.45% Due: 07/28/2022	100.761	2.45%	392,967.90	238.88	393,206.78	2,971.19
Sale	02/18/2022	4581X0CZ9	350,000.00	Inter-American Dev Bank Note 1.75% Due: 09/14/2022	100.498	2.40%	351,743.00	2,620.14	354,363.14	2,717.93
Sale	02/24/2022	4581X0CZ9	400,000.00	Inter-American Dev Bank Note 1.75% Due: 09/14/2022	100.498	2.40%	401,992.00	3,111.11	405,103.11	3,074.06
Sale	03/09/2022	3130A3KM5	255,000.00	FHLB Note 2.5% Due: 12/09/2022	101.100	2.83%	257,805.00	1,593.75	259,398.75	3,394.98
Sale	03/09/2022	3135G0T94	300,000.00	FNMA Note 2.375% Due: 01/19/2023	101.106	2.71%	303,318.90	989.58	304,308.48	4,120.59
Sale	03/11/2022	912828N30	650,000.00	US Treasury Note 2.125% Due: 12/31/2022	100.824	2.46%	655,357.42	2,670.93	658,028.35	7,013.59
Sale	04/04/2022	69371RP59	450,000.00	Paccar Financial Corp Note 3.4% Due: 08/09/2023	101.510	3.41%	456,795.00	2,337.50	459,132.50	6,844.71

Transaction Ledger

As of June 30, 2022

City of Alameda - Account #270

June 30, 2021 through June 30, 2022

Transaction Type	Settlement Date	CUSIP	Quantity	Security Description	Price	Acq/Disp Yield	Amount	Interest Pur/Sold	Total Amount	Gain/Loss
Sale	04/12/2022	037833AK6	430,000.00	Apple Inc Note 2.4% Due: 05/03/2023	100.321	3.54%	431,389.00	4,558.00	435,947.00	6,138.18
Sale	05/06/2022	912828N30	150,000.00	US Treasury Note 2.125% Due: 12/31/2022	100.285	2.46%	150,427.73	1,109.46	151,537.19	737.37
Sale	05/18/2022	3135G0T94	20,000.00	FNMA Note 2.375% Due: 01/19/2023	100.333	2.71%	20,066.60	157.01	20,223.61	108.21
Sale	05/19/2022	3135G0T94	100,000.00	FNMA Note 2.375% Due: 01/19/2023	100.340	2.71%	100,340.00	791.67	101,131.67	547.19
Sale	05/20/2022	06406RAJ6	585,000.00	Bank of NY Mellon Corp Note 3.45% Due: 08/11/2023	100.784	2.79%	589,586.40	5,550.19	595,136.59	122.21
Sale	06/10/2022	3135G0T94	530,000.00	FNMA Note 2.375% Due: 01/19/2023	100.228	2.71%	531,206.28	4,930.10	536,136.38	2,205.78
Sale	06/10/2022	3137EAEN5	500,000.00	FHLMC Note 2.75% Due: 06/19/2023	100.370	2.86%	501,850.00	6,531.25	508,381.25	2,373.85
Subtotal			11,137,000.00				11,249,289.91	83,154.91	11,332,444.82	104,186.03
Call	07/08/2021	594918BP8	420,000.00	Microsoft Callable Note Cont 7/8/2021 1.55% Due: 08/08/2021	100.000	1.58%	420,000.00	2,712.50	422,712.50	0.00
Subtotal			420,000.00				420,000.00	2,712.50	422,712.50	0.00
TOTAL DISPOSITIONS			11,557,000.00				11,669,289.91	85,867.41	11,755,157.32	104,186.03

Transaction Ledger

As of June 30, 2022

City of Alameda - Account #270

June 30, 2021 through June 30, 2022

Transaction Type	Settlement Date	CUSIP	Quantity	Security Description	Price	Acq/Disp Yield	Amount	Interest Pur/Sold	Total Amount	Gain/Loss
ACQUISITIONS										
Purchase	07/01/2021	316175603	0.69	Fidelity Institutional Government MMKT Fund #657	1.000	0.01%	0.69	0.00	0.69	0.00
Purchase	07/06/2021	316175603	3,140.25	Fidelity Institutional Government MMKT Fund #657	1.000	0.01%	3,140.25	0.00	3,140.25	0.00
Purchase	07/07/2021	316175603	7,840.63	Fidelity Institutional Government MMKT Fund #657	1.000	0.01%	7,840.63	0.00	7,840.63	0.00
Purchase	07/08/2021	316175603	422,712.50	Fidelity Institutional Government MMKT Fund #657	1.000	0.01%	422,712.50	0.00	422,712.50	0.00
Purchase	07/10/2021	316175603	968.75	Fidelity Institutional Government MMKT Fund #657	1.000	0.01%	968.75	0.00	968.75	0.00
Purchase	07/12/2021	79466LAG9	100,000.00	Salesforce.com Inc Callable Note Cont 7/15/2022 0.625% Due: 07/15/2024	99.949	0.64%	99,949.00	0.00	99,949.00	0.00
Purchase	07/14/2021	316175603	3,105.00	Fidelity Institutional Government MMKT Fund #657	1.000	0.01%	3,105.00	0.00	3,105.00	0.00
Purchase	07/15/2021	316175603	53.33	Fidelity Institutional Government MMKT Fund #657	1.000	0.01%	53.33	0.00	53.33	0.00
Purchase	07/15/2021	316175603	238.33	Fidelity Institutional Government MMKT Fund #657	1.000	0.01%	238.33	0.00	238.33	0.00
Purchase	07/15/2021	316175603	99.67	Fidelity Institutional Government MMKT Fund #657	1.000	0.01%	99.67	0.00	99.67	0.00
Purchase	07/15/2021	316175603	61.25	Fidelity Institutional Government MMKT Fund #657	1.000	0.01%	61.25	0.00	61.25	0.00
Purchase	07/15/2021	316175603	54.00	Fidelity Institutional Government MMKT Fund #657	1.000	0.01%	54.00	0.00	54.00	0.00
Purchase	07/15/2021	316175603	51.00	Fidelity Institutional Government MMKT Fund #657	1.000	0.01%	51.00	0.00	51.00	0.00
Purchase	07/15/2021	316175603	109.33	Fidelity Institutional Government MMKT Fund #657	1.000	0.01%	109.33	0.00	109.33	0.00

Transaction Ledger

As of June 30, 2022

City of Alameda - Account #270

June 30, 2021 through June 30, 2022

Transaction Type	Settlement Date	CUSIP	Quantity	Security Description	Price	Acq/Disp Yield	Amount	Interest Pur/Sold	Total Amount	Gain/Loss
Purchase	07/15/2021	316175603	28,125.32	Fidelity Institutional Government MMKT Fund #657	1.000	0.01%	28,125.32	0.00	28,125.32	0.00
Purchase	07/15/2021	316175603	6,970.70	Fidelity Institutional Government MMKT Fund #657	1.000	0.01%	6,970.70	0.00	6,970.70	0.00
Purchase	07/15/2021	316175603	10,274.40	Fidelity Institutional Government MMKT Fund #657	1.000	0.01%	10,274.40	0.00	10,274.40	0.00
Purchase	07/15/2021	316175603	14,575.45	Fidelity Institutional Government MMKT Fund #657	1.000	0.01%	14,575.45	0.00	14,575.45	0.00
Purchase	07/15/2021	316175603	11,043.37	Fidelity Institutional Government MMKT Fund #657	1.000	0.01%	11,043.37	0.00	11,043.37	0.00
Purchase	07/17/2021	316175603	581.88	Fidelity Institutional Government MMKT Fund #657	1.000	0.01%	581.88	0.00	581.88	0.00
Purchase	07/18/2021	316175603	9,721.88	Fidelity Institutional Government MMKT Fund #657	1.000	0.01%	9,721.88	0.00	9,721.88	0.00
Purchase	07/19/2021	316175603	11,281.25	Fidelity Institutional Government MMKT Fund #657	1.000	0.01%	11,281.25	0.00	11,281.25	0.00
Purchase	07/19/2021	316175603	81.71	Fidelity Institutional Government MMKT Fund #657	1.000	0.01%	81.71	0.00	81.71	0.00
Purchase	07/20/2021	06051GJD2	250,000.00	Bank of America Corp Callable Note Cont 6/19/2025 1.319% Due: 06/19/2026	100.182	1.26%	250,455.00	283.95	250,738.95	0.00
Purchase	07/20/2021	316175603	388.00	Fidelity Institutional Government MMKT Fund #657	1.000	0.01%	388.00	0.00	388.00	0.00
Purchase	07/20/2021	316175603	144.92	Fidelity Institutional Government MMKT Fund #657	1.000	0.01%	144.92	0.00	144.92	0.00
Purchase	07/21/2021	316175603	8,225.63	Fidelity Institutional Government MMKT Fund #657	1.000	0.01%	8,225.63	0.00	8,225.63	0.00
Purchase	07/21/2021	316175603	28.13	Fidelity Institutional Government MMKT Fund #657	1.000	0.01%	28.13	0.00	28.13	0.00
Purchase	07/21/2021	316175603	16,179.66	Fidelity Institutional Government MMKT Fund #657	1.000	0.01%	16,179.66	0.00	16,179.66	0.00

Transaction Ledger

As of June 30, 2022

City of Alameda - Account #270

June 30, 2021 through June 30, 2022

Transaction Type	Settlement Date	CUSIP	Quantity	Security Description	Price	Acq/Disp Yield	Amount	Interest Pur/Sold	Total Amount	Gain/Loss
Purchase	07/21/2021	47789QAC4	210,000.00	John Deere Owner Trust 2021-B A3 0.52% Due: 03/16/2026	99.991	0.52%	209,981.27	0.00	209,981.27	0.00
Purchase	07/27/2021	06367WB85	449,000.00	Bank of Montreal Note 1.85% Due: 05/01/2025	103.682	0.85%	465,532.18	1,984.33	467,516.51	0.00
Purchase	07/28/2021	316175603	7,840.00	Fidelity Institutional Government MMKT Fund #657	1.000	0.01%	7,840.00	0.00	7,840.00	0.00
Purchase	08/02/2021	316175603	2.30	Fidelity Institutional Government MMKT Fund #657	1.000	0.01%	2.30	0.00	2.30	0.00
Purchase	08/09/2021	316175603	7,650.00	Fidelity Institutional Government MMKT Fund #657	1.000	0.01%	7,650.00	0.00	7,650.00	0.00
Purchase	08/11/2021	316175603	10,091.25	Fidelity Institutional Government MMKT Fund #657	1.000	0.01%	10,091.25	0.00	10,091.25	0.00
Purchase	08/12/2021	316175603	730,720.80	Fidelity Institutional Government MMKT Fund #657	1.000	0.01%	730,720.80	0.00	730,720.80	0.00
Purchase	08/12/2021	316175603	8,175.00	Fidelity Institutional Government MMKT Fund #657	1.000	0.01%	8,175.00	0.00	8,175.00	0.00
Purchase	08/12/2021	91324PEC2	500,000.00	United Health Group Inc Callable Note Cont 4/15/2026 1.15% Due: 05/15/2026	100.245	1.10%	501,225.00	1,325.69	502,550.69	0.00
Purchase	08/15/2021	316175603	22,031.25	Fidelity Institutional Government MMKT Fund #657	1.000	0.01%	22,031.25	0.00	22,031.25	0.00
Purchase	08/16/2021	316175603	109.33	Fidelity Institutional Government MMKT Fund #657	1.000	0.01%	109.33	0.00	109.33	0.00
Purchase	08/16/2021	316175603	51.00	Fidelity Institutional Government MMKT Fund #657	1.000	0.01%	51.00	0.00	51.00	0.00
Purchase	08/16/2021	316175603	99.67	Fidelity Institutional Government MMKT Fund #657	1.000	0.01%	99.67	0.00	99.67	0.00
Purchase	08/16/2021	316175603	61.25	Fidelity Institutional Government MMKT Fund #657	1.000	0.01%	61.25	0.00	61.25	0.00
Purchase	08/16/2021	316175603	53.33	Fidelity Institutional Government MMKT Fund #657	1.000	0.01%	53.33	0.00	53.33	0.00

Transaction Ledger

As of June 30, 2022

City of Alameda - Account #270

June 30, 2021 through June 30, 2022

Transaction Type	Settlement Date	CUSIP	Quantity	Security Description	Price	Acq/Disp Yield	Amount	Interest Pur/Sold	Total Amount	Gain/Loss
Purchase	08/16/2021	316175603	238.33	Fidelity Institutional Government MMKT Fund #657	1.000	0.01%	238.33	0.00	238.33	0.00
Purchase	08/16/2021	316175603	54.00	Fidelity Institutional Government MMKT Fund #657	1.000	0.01%	54.00	0.00	54.00	0.00
Purchase	08/16/2021	316175603	26,030.74	Fidelity Institutional Government MMKT Fund #657	1.000	0.01%	26,030.74	0.00	26,030.74	0.00
Purchase	08/16/2021	316175603	9,995.90	Fidelity Institutional Government MMKT Fund #657	1.000	0.01%	9,995.90	0.00	9,995.90	0.00
Purchase	08/16/2021	316175603	14,544.32	Fidelity Institutional Government MMKT Fund #657	1.000	0.01%	14,544.32	0.00	14,544.32	0.00
Purchase	08/16/2021	316175603	20,746.28	Fidelity Institutional Government MMKT Fund #657	1.000	0.01%	20,746.28	0.00	20,746.28	0.00
Purchase	08/16/2021	316175603	27,360.01	Fidelity Institutional Government MMKT Fund #657	1.000	0.01%	27,360.01	0.00	27,360.01	0.00
Purchase	08/18/2021	316175603	81.71	Fidelity Institutional Government MMKT Fund #657	1.000	0.01%	81.71	0.00	81.71	0.00
Purchase	08/18/2021	36262XAC8	350,000.00	GM Financial Auto Lease Trust 2021-3 A2 0.39% Due: 10/21/2024	99.999	0.39%	349,995.24	0.00	349,995.24	0.00
Purchase	08/20/2021	316175603	388.00	Fidelity Institutional Government MMKT Fund #657	1.000	0.01%	388.00	0.00	388.00	0.00
Purchase	08/20/2021	316175603	144.92	Fidelity Institutional Government MMKT Fund #657	1.000	0.01%	144.92	0.00	144.92	0.00
Purchase	08/23/2021	316175603	28.13	Fidelity Institutional Government MMKT Fund #657	1.000	0.01%	28.13	0.00	28.13	0.00
Purchase	08/23/2021	316175603	15,433.14	Fidelity Institutional Government MMKT Fund #657	1.000	0.01%	15,433.14	0.00	15,433.14	0.00
Purchase	08/24/2021	316175603	731.25	Fidelity Institutional Government MMKT Fund #657	1.000	0.01%	731.25	0.00	731.25	0.00
Purchase	08/25/2021	316175603	1,921.88	Fidelity Institutional Government MMKT Fund #657	1.000	0.01%	1,921.88	0.00	1,921.88	0.00
Purchase	08/31/2021	316175603	13,593.75	Fidelity Institutional Government MMKT Fund #657	1.000	0.01%	13,593.75	0.00	13,593.75	0.00

Transaction Ledger

As of June 30, 2022

City of Alameda - Account #270

June 30, 2021 through June 30, 2022

Transaction Type	Settlement Date	CUSIP	Quantity	Security Description	Price	Acq/Disp Yield	Amount	Interest Pur/Sold	Total Amount	Gain/Loss
Purchase	09/01/2021	316175603	1.66	Fidelity Institutional Government MMKT Fund #657	1.000	0.01%	1.66	0.00	1.66	0.00
Purchase	09/05/2021	316175603	7,100.00	Fidelity Institutional Government MMKT Fund #657	1.000	0.01%	7,100.00	0.00	7,100.00	0.00
Purchase	09/08/2021	316175603	20,562.50	Fidelity Institutional Government MMKT Fund #657	1.000	0.01%	20,562.50	0.00	20,562.50	0.00
Purchase	09/11/2021	316175603	9,181.25	Fidelity Institutional Government MMKT Fund #657	1.000	0.01%	9,181.25	0.00	9,181.25	0.00
Purchase	09/12/2021	316175603	13,009.38	Fidelity Institutional Government MMKT Fund #657	1.000	0.01%	13,009.38	0.00	13,009.38	0.00
Purchase	09/13/2021	316175603	11,500.00	Fidelity Institutional Government MMKT Fund #657	1.000	0.01%	11,500.00	0.00	11,500.00	0.00
Purchase	09/14/2021	316175603	6,562.50	Fidelity Institutional Government MMKT Fund #657	1.000	0.01%	6,562.50	0.00	6,562.50	0.00
Purchase	09/14/2021	316175603	284,190.67	Fidelity Institutional Government MMKT Fund #657	1.000	0.01%	284,190.67	0.00	284,190.67	0.00
Purchase	09/15/2021	06368FAC3	250,000.00	Bank of Montreal Note 1.25% Due: 09/15/2026	99.879	1.28%	249,697.50	0.00	249,697.50	0.00
Purchase	09/15/2021	09690AAC7	155,000.00	BMW Vehicle Lease Trust 2021-2 A3 0.33% Due: 12/26/2024	99.990	0.34%	154,984.00	0.00	154,984.00	0.00
Purchase	09/15/2021	316175603	812.50	Fidelity Institutional Government MMKT Fund #657	1.000	0.01%	812.50	0.00	812.50	0.00
Purchase	09/15/2021	316175603	26,082.22	Fidelity Institutional Government MMKT Fund #657	1.000	0.01%	26,082.22	0.00	26,082.22	0.00
Purchase	09/15/2021	316175603	109.33	Fidelity Institutional Government MMKT Fund #657	1.000	0.01%	109.33	0.00	109.33	0.00
Purchase	09/15/2021	316175603	61.25	Fidelity Institutional Government MMKT Fund #657	1.000	0.01%	61.25	0.00	61.25	0.00
Purchase	09/15/2021	316175603	99.67	Fidelity Institutional Government MMKT Fund #657	1.000	0.01%	99.67	0.00	99.67	0.00
Purchase	09/15/2021	316175603	51.00	Fidelity Institutional Government MMKT Fund #657	1.000	0.01%	51.00	0.00	51.00	0.00

Transaction Ledger

As of June 30, 2022

City of Alameda - Account #270

June 30, 2021 through June 30, 2022

Transaction Type	Settlement Date	CUSIP	Quantity	Security Description	Price	Acq/Disp Yield	Amount	Interest Pur/Sold	Total Amount	Gain/Loss
Purchase	09/15/2021	316175603	54.00	Fidelity Institutional Government MMKT Fund #657	1.000	0.01%	54.00	0.00	54.00	0.00
Purchase	09/15/2021	316175603	238.33	Fidelity Institutional Government MMKT Fund #657	1.000	0.01%	238.33	0.00	238.33	0.00
Purchase	09/15/2021	316175603	163.80	Fidelity Institutional Government MMKT Fund #657	1.000	0.01%	163.80	0.00	163.80	0.00
Purchase	09/15/2021	316175603	53.33	Fidelity Institutional Government MMKT Fund #657	1.000	0.01%	53.33	0.00	53.33	0.00
Purchase	09/15/2021	316175603	24,982.13	Fidelity Institutional Government MMKT Fund #657	1.000	0.01%	24,982.13	0.00	24,982.13	0.00
Purchase	09/15/2021	316175603	7,364.25	Fidelity Institutional Government MMKT Fund #657	1.000	0.01%	7,364.25	0.00	7,364.25	0.00
Purchase	09/15/2021	316175603	11,206.63	Fidelity Institutional Government MMKT Fund #657	1.000	0.01%	11,206.63	0.00	11,206.63	0.00
Purchase	09/15/2021	316175603	14,090.63	Fidelity Institutional Government MMKT Fund #657	1.000	0.01%	14,090.63	0.00	14,090.63	0.00
Purchase	09/17/2021	316175603	267,096.74	Fidelity Institutional Government MMKT Fund #657	1.000	0.01%	267,096.74	0.00	267,096.74	0.00
Purchase	09/17/2021	931142ER0	125,000.00	Wal-Mart Stores Callable Note Cont 08/17/2026 1.05% Due: 09/17/2026	99.811	1.09%	124,763.75	0.00	124,763.75	0.00
Purchase	09/18/2021	316175603	1,087.50	Fidelity Institutional Government MMKT Fund #657	1.000	0.01%	1,087.50	0.00	1,087.50	0.00
Purchase	09/20/2021	316175603	388.00	Fidelity Institutional Government MMKT Fund #657	1.000	0.01%	388.00	0.00	388.00	0.00
Purchase	09/20/2021	316175603	144.92	Fidelity Institutional Government MMKT Fund #657	1.000	0.01%	144.92	0.00	144.92	0.00
Purchase	09/20/2021	316175603	81.71	Fidelity Institutional Government MMKT Fund #657	1.000	0.01%	81.71	0.00	81.71	0.00
Purchase	09/20/2021	316175603	121.33	Fidelity Institutional Government MMKT Fund #657	1.000	0.01%	121.33	0.00	121.33	0.00

Transaction Ledger

As of June 30, 2022

City of Alameda - Account #270

June 30, 2021 through June 30, 2022

Transaction Type	Settlement Date	CUSIP	Quantity	Security Description	Price	Acq/Disp Yield	Amount	Interest Pur/Sold	Total Amount	Gain/Loss
Purchase	09/20/2021	91282CCW9	260,000.00	US Treasury Note 0.75% Due: 08/31/2026	99.457	0.86%	258,588.28	107.73	258,696.01	0.00
Purchase	09/21/2021	316175603	28.13	Fidelity Institutional Government MMKT Fund #657	1.000	0.01%	28.13	0.00	28.13	0.00
Purchase	09/21/2021	316175603	14,577.28	Fidelity Institutional Government MMKT Fund #657	1.000	0.01%	14,577.28	0.00	14,577.28	0.00
Purchase	09/23/2021	316175603	1,921.88	Fidelity Institutional Government MMKT Fund #657	1.000	0.01%	1,921.88	0.00	1,921.88	0.00
Purchase	09/30/2021	316175603	6,968.75	Fidelity Institutional Government MMKT Fund #657	1.000	0.01%	6,968.75	0.00	6,968.75	0.00
Purchase	10/01/2021	316175603	6,960.00	Fidelity Institutional Government MMKT Fund #657	1.000	0.01%	6,960.00	0.00	6,960.00	0.00
Purchase	10/01/2021	316175603	1.58	Fidelity Institutional Government MMKT Fund #657	1.000	0.01%	1.58	0.00	1.58	0.00
Purchase	10/07/2021	91282CCZ2	510,000.00	US Treasury Note 0.875% Due: 09/30/2026	99.480	0.98%	507,350.39	85.82	507,436.21	0.00
Purchase	10/10/2021	316175603	7,975.00	Fidelity Institutional Government MMKT Fund #657	1.000	0.01%	7,975.00	0.00	7,975.00	0.00
Purchase	10/13/2021	91282CCZ2	500,000.00	US Treasury Note 0.875% Due: 09/30/2026	99.031	1.08%	495,156.25	156.25	495,312.50	0.00
Purchase	10/15/2021	316175603	2,884.38	Fidelity Institutional Government MMKT Fund #657	1.000	0.01%	2,884.38	0.00	2,884.38	0.00
Purchase	10/15/2021	316175603	54.00	Fidelity Institutional Government MMKT Fund #657	1.000	0.01%	54.00	0.00	54.00	0.00
Purchase	10/15/2021	316175603	51.00	Fidelity Institutional Government MMKT Fund #657	1.000	0.01%	51.00	0.00	51.00	0.00
Purchase	10/15/2021	316175603	109.33	Fidelity Institutional Government MMKT Fund #657	1.000	0.01%	109.33	0.00	109.33	0.00
Purchase	10/15/2021	316175603	99.67	Fidelity Institutional Government MMKT Fund #657	1.000	0.01%	99.67	0.00	99.67	0.00
Purchase	10/15/2021	316175603	61.25	Fidelity Institutional Government MMKT Fund #657	1.000	0.01%	61.25	0.00	61.25	0.00

Transaction Ledger

As of June 30, 2022

City of Alameda - Account #270

June 30, 2021 through June 30, 2022

Transaction Type	Settlement Date	CUSIP	Quantity	Security Description	Price	Acq/Disp Yield	Amount	Interest Pur/Sold	Total Amount	Gain/Loss
Purchase	10/15/2021	316175603	53.33	Fidelity Institutional Government MMKT Fund #657	1.000	0.01%	53.33	0.00	53.33	0.00
Purchase	10/15/2021	316175603	91.00	Fidelity Institutional Government MMKT Fund #657	1.000	0.01%	91.00	0.00	91.00	0.00
Purchase	10/15/2021	316175603	238.33	Fidelity Institutional Government MMKT Fund #657	1.000	0.01%	238.33	0.00	238.33	0.00
Purchase	10/15/2021	316175603	23,264.08	Fidelity Institutional Government MMKT Fund #657	1.000	0.01%	23,264.08	0.00	23,264.08	0.00
Purchase	10/15/2021	316175603	7,474.86	Fidelity Institutional Government MMKT Fund #657	1.000	0.01%	7,474.86	0.00	7,474.86	0.00
Purchase	10/15/2021	316175603	11,581.25	Fidelity Institutional Government MMKT Fund #657	1.000	0.01%	11,581.25	0.00	11,581.25	0.00
Purchase	10/15/2021	316175603	15,934.31	Fidelity Institutional Government MMKT Fund #657	1.000	0.01%	15,934.31	0.00	15,934.31	0.00
Purchase	10/15/2021	316175603	23,698.51	Fidelity Institutional Government MMKT Fund #657	1.000	0.01%	23,698.51	0.00	23,698.51	0.00
Purchase	10/18/2021	316175603	81.71	Fidelity Institutional Government MMKT Fund #657	1.000	0.01%	81.71	0.00	81.71	0.00
Purchase	10/19/2021	316175603	108,176.45	Fidelity Institutional Government MMKT Fund #657	1.000	0.01%	108,176.45	0.00	108,176.45	0.00
Purchase	10/19/2021	91282CCZ2	510,000.00	US Treasury Note 0.875% Due: 09/30/2026	98.504	1.19%	502,369.92	232.93	502,602.85	0.00
Purchase	10/20/2021	316175603	2,275.00	Fidelity Institutional Government MMKT Fund #657	1.000	0.01%	2,275.00	0.00	2,275.00	0.00
Purchase	10/20/2021	316175603	113.75	Fidelity Institutional Government MMKT Fund #657	1.000	0.01%	113.75	0.00	113.75	0.00
Purchase	10/20/2021	316175603	388.00	Fidelity Institutional Government MMKT Fund #657	1.000	0.01%	388.00	0.00	388.00	0.00
Purchase	10/20/2021	316175603	144.92	Fidelity Institutional Government MMKT Fund #657	1.000	0.01%	144.92	0.00	144.92	0.00
Purchase	10/21/2021	316175603	28.13	Fidelity Institutional Government MMKT Fund #657	1.000	0.01%	28.13	0.00	28.13	0.00

Transaction Ledger

As of June 30, 2022

City of Alameda - Account #270

June 30, 2021 through June 30, 2022

Transaction Type	Settlement Date	CUSIP	Quantity	Security Description	Price	Acq/Disp Yield	Amount	Interest Pur/Sold	Total Amount	Gain/Loss
Purchase	10/21/2021	316175603	13,765.47	Fidelity Institutional Government MMKT Fund #657	1.000	0.01%	13,765.47	0.00	13,765.47	0.00
Purchase	10/21/2021	362554AC1	125,000.00	GM Financial Securitized Term 2021-4 A3 0.68% Due: 09/16/2026	99.997	0.68%	124,996.81	0.00	124,996.81	0.00
Purchase	10/22/2021	316175603	4,437.22	Fidelity Institutional Government MMKT Fund #657	1.000	0.01%	4,437.22	0.00	4,437.22	0.00
Purchase	10/25/2021	316175603	56.83	Fidelity Institutional Government MMKT Fund #657	1.000	0.01%	56.83	0.00	56.83	0.00
Purchase	10/28/2021	316175603	1,175.00	Fidelity Institutional Government MMKT Fund #657	1.000	0.01%	1,175.00	0.00	1,175.00	0.00
Purchase	10/31/2021	316175603	19,500.00	Fidelity Institutional Government MMKT Fund #657	1.000	0.01%	19,500.00	0.00	19,500.00	0.00
Purchase	11/01/2021	316175603	10,903.25	Fidelity Institutional Government MMKT Fund #657	1.000	0.01%	10,903.25	0.00	10,903.25	0.00
Purchase	11/01/2021	316175603	0.94	Fidelity Institutional Government MMKT Fund #657	1.000	0.01%	0.94	0.00	0.94	0.00
Purchase	11/03/2021	316175603	5,160.00	Fidelity Institutional Government MMKT Fund #657	1.000	0.01%	5,160.00	0.00	5,160.00	0.00
Purchase	11/05/2021	316175603	1,771.88	Fidelity Institutional Government MMKT Fund #657	1.000	0.01%	1,771.88	0.00	1,771.88	0.00
Purchase	11/07/2021	316175603	2,562.50	Fidelity Institutional Government MMKT Fund #657	1.000	0.01%	2,562.50	0.00	2,562.50	0.00
Purchase	11/08/2021	316175603	5,106.25	Fidelity Institutional Government MMKT Fund #657	1.000	0.01%	5,106.25	0.00	5,106.25	0.00
Purchase	11/12/2021	316175603	3,950.00	Fidelity Institutional Government MMKT Fund #657	1.000	0.01%	3,950.00	0.00	3,950.00	0.00
Purchase	11/15/2021	316175603	122,498.44	Fidelity Institutional Government MMKT Fund #657	1.000	0.01%	122,498.44	0.00	122,498.44	0.00
Purchase	11/15/2021	316175603	3,542.00	Fidelity Institutional Government MMKT Fund #657	1.000	0.01%	3,542.00	0.00	3,542.00	0.00
Purchase	11/15/2021	316175603	91.00	Fidelity Institutional Government MMKT Fund #657	1.000	0.01%	91.00	0.00	91.00	0.00

Transaction Ledger

As of June 30, 2022

City of Alameda - Account #270

June 30, 2021 through June 30, 2022

Transaction Type	Settlement Date	CUSIP	Quantity	Security Description	Price	Acq/Disp Yield	Amount	Interest Pur/Sold	Total Amount	Gain/Loss
Purchase	11/15/2021	316175603	53.33	Fidelity Institutional Government MMKT Fund #657	1.000	0.01%	53.33	0.00	53.33	0.00
Purchase	11/15/2021	316175603	61.25	Fidelity Institutional Government MMKT Fund #657	1.000	0.01%	61.25	0.00	61.25	0.00
Purchase	11/15/2021	316175603	54.00	Fidelity Institutional Government MMKT Fund #657	1.000	0.01%	54.00	0.00	54.00	0.00
Purchase	11/15/2021	316175603	109.33	Fidelity Institutional Government MMKT Fund #657	1.000	0.01%	109.33	0.00	109.33	0.00
Purchase	11/15/2021	316175603	99.67	Fidelity Institutional Government MMKT Fund #657	1.000	0.01%	99.67	0.00	99.67	0.00
Purchase	11/15/2021	316175603	51.00	Fidelity Institutional Government MMKT Fund #657	1.000	0.01%	51.00	0.00	51.00	0.00
Purchase	11/15/2021	316175603	22,077.96	Fidelity Institutional Government MMKT Fund #657	1.000	0.01%	22,077.96	0.00	22,077.96	0.00
Purchase	11/15/2021	316175603	11,122.07	Fidelity Institutional Government MMKT Fund #657	1.000	0.01%	11,122.07	0.00	11,122.07	0.00
Purchase	11/15/2021	316175603	6,669.29	Fidelity Institutional Government MMKT Fund #657	1.000	0.01%	6,669.29	0.00	6,669.29	0.00
Purchase	11/15/2021	316175603	22,763.80	Fidelity Institutional Government MMKT Fund #657	1.000	0.01%	22,763.80	0.00	22,763.80	0.00
Purchase	11/15/2021	316175603	18,211.22	Fidelity Institutional Government MMKT Fund #657	1.000	0.01%	18,211.22	0.00	18,211.22	0.00
Purchase	11/15/2021	316175603	21,963.35	Fidelity Institutional Government MMKT Fund #657	1.000	0.01%	21,963.35	0.00	21,963.35	0.00
Purchase	11/15/2021	89238JAC9	155,000.00	Toyota Auto Receivables Trust 2021-D A3 0.71% Due: 04/15/2026	99.998	0.71%	154,996.70	0.00	154,996.70	0.00
Purchase	11/16/2021	316175603	796,193.48	Fidelity Institutional Government MMKT Fund #657	1.000	0.01%	796,193.48	0.00	796,193.48	0.00
Purchase	11/16/2021	316175603	59.03	Fidelity Institutional Government MMKT Fund #657	1.000	0.01%	59.03	0.00	59.03	0.00
Purchase	11/17/2021	44935FAD6	120,000.00	Hyundai Auto Receivables Trust 2021-C A3 0.74% Due: 05/15/2026	99.978	0.75%	119,973.22	0.00	119,973.22	0.00

Transaction Ledger

As of June 30, 2022

City of Alameda - Account #270

June 30, 2021 through June 30, 2022

Transaction Type	Settlement Date	CUSIP	Quantity	Security Description	Price	Acq/Disp Yield	Amount	Interest Pur/Sold	Total Amount	Gain/Loss
Purchase	11/17/2021	91282CDG3	510,000.00	US Treasury Note 1.125% Due: 10/31/2026	99.391	1.25%	506,892.19	269.44	507,161.63	0.00
Purchase	11/18/2021	316175603	81.71	Fidelity Institutional Government MMKT Fund #657	1.000	0.01%	81.71	0.00	81.71	0.00
Purchase	11/22/2021	316175603	593.75	Fidelity Institutional Government MMKT Fund #657	1.000	0.01%	593.75	0.00	593.75	0.00
Purchase	11/22/2021	316175603	144.92	Fidelity Institutional Government MMKT Fund #657	1.000	0.01%	144.92	0.00	144.92	0.00
Purchase	11/22/2021	316175603	113.75	Fidelity Institutional Government MMKT Fund #657	1.000	0.01%	113.75	0.00	113.75	0.00
Purchase	11/22/2021	316175603	28.13	Fidelity Institutional Government MMKT Fund #657	1.000	0.01%	28.13	0.00	28.13	0.00
Purchase	11/22/2021	316175603	6,058.85	Fidelity Institutional Government MMKT Fund #657	1.000	0.01%	6,058.85	0.00	6,058.85	0.00
Purchase	11/22/2021	316175603	27,621.01	Fidelity Institutional Government MMKT Fund #657	1.000	0.01%	27,621.01	0.00	27,621.01	0.00
Purchase	11/24/2021	43815GAC3	165,000.00	Honda Auto Receivables Trust 2021-4 A3 0.88% Due: 01/21/2026	99.979	0.89%	164,965.22	0.00	164,965.22	0.00
Purchase	11/26/2021	316175603	42.63	Fidelity Institutional Government MMKT Fund #657	1.000	0.01%	42.63	0.00	42.63	0.00
Purchase	11/30/2021	316175603	2,062.50	Fidelity Institutional Government MMKT Fund #657	1.000	0.01%	2,062.50	0.00	2,062.50	0.00
Purchase	12/01/2021	316175603	2,204.20	Fidelity Institutional Government MMKT Fund #657	1.000	0.01%	2,204.20	0.00	2,204.20	0.00
Purchase	12/01/2021	316175603	2.26	Fidelity Institutional Government MMKT Fund #657	1.000	0.01%	2.26	0.00	2.26	0.00
Purchase	12/02/2021	79466LAG9	260,000.00	Salesforce.com Inc Callable Note Cont 7/15/2022 0.625% Due: 07/15/2024	99.250	0.92%	258,050.00	631.94	258,681.94	0.00
Purchase	12/06/2021	037833DN7	300,000.00	Apple Inc Callable Note Cont 7/11/2026 2.05% Due: 09/11/2026	102.484	1.49%	307,452.00	1,452.08	308,904.08	0.00

Transaction Ledger

As of June 30, 2022

City of Alameda - Account #270

June 30, 2021 through June 30, 2022

Transaction Type	Settlement Date	CUSIP	Quantity	Security Description	Price	Acq/Disp Yield	Amount	Interest Pur/Sold	Total Amount	Gain/Loss
Purchase	12/08/2021	316175603	12,656.25	Fidelity Institutional Government MMKT Fund #657	1.000	0.01%	12,656.25	0.00	12,656.25	0.00
Purchase	12/09/2021	316175603	151,560.44	Fidelity Institutional Government MMKT Fund #657	1.000	0.01%	151,560.44	0.00	151,560.44	0.00
Purchase	12/09/2021	316175603	3,187.50	Fidelity Institutional Government MMKT Fund #657	1.000	0.01%	3,187.50	0.00	3,187.50	0.00
Purchase	12/09/2021	79466LAG9	150,000.00	Salesforce.com Inc Callable Note Cont 7/15/2022 0.625% Due: 07/15/2024	98.946	1.04%	148,419.00	382.81	148,801.81	0.00
Purchase	12/14/2021	316175603	14,375.00	Fidelity Institutional Government MMKT Fund #657	1.000	0.01%	14,375.00	0.00	14,375.00	0.00
Purchase	12/15/2021	316175603	91.00	Fidelity Institutional Government MMKT Fund #657	1.000	0.01%	91.00	0.00	91.00	0.00
Purchase	12/15/2021	316175603	53.33	Fidelity Institutional Government MMKT Fund #657	1.000	0.01%	53.33	0.00	53.33	0.00
Purchase	12/15/2021	316175603	61.25	Fidelity Institutional Government MMKT Fund #657	1.000	0.01%	61.25	0.00	61.25	0.00
Purchase	12/15/2021	316175603	99.67	Fidelity Institutional Government MMKT Fund #657	1.000	0.01%	99.67	0.00	99.67	0.00
Purchase	12/15/2021	316175603	69.07	Fidelity Institutional Government MMKT Fund #657	1.000	0.01%	69.07	0.00	69.07	0.00
Purchase	12/15/2021	316175603	91.71	Fidelity Institutional Government MMKT Fund #657	1.000	0.01%	91.71	0.00	91.71	0.00
Purchase	12/15/2021	316175603	51.00	Fidelity Institutional Government MMKT Fund #657	1.000	0.01%	51.00	0.00	51.00	0.00
Purchase	12/15/2021	316175603	54.00	Fidelity Institutional Government MMKT Fund #657	1.000	0.01%	54.00	0.00	54.00	0.00
Purchase	12/15/2021	316175603	8,479.82	Fidelity Institutional Government MMKT Fund #657	1.000	0.01%	8,479.82	0.00	8,479.82	0.00
Purchase	12/15/2021	316175603	21,701.57	Fidelity Institutional Government MMKT Fund #657	1.000	0.01%	21,701.57	0.00	21,701.57	0.00

Transaction Ledger

As of June 30, 2022

City of Alameda - Account #270

June 30, 2021 through June 30, 2022

Transaction Type	Settlement Date	CUSIP	Quantity	Security Description	Price	Acq/Disp Yield	Amount	Interest Pur/Sold	Total Amount	Gain/Loss
Purchase	12/15/2021	316175603	6,620.25	Fidelity Institutional Government MMKT Fund #657	1.000	0.01%	6,620.25	0.00	6,620.25	0.00
Purchase	12/15/2021	316175603	14,932.83	Fidelity Institutional Government MMKT Fund #657	1.000	0.01%	14,932.83	0.00	14,932.83	0.00
Purchase	12/15/2021	316175603	16,037.12	Fidelity Institutional Government MMKT Fund #657	1.000	0.01%	16,037.12	0.00	16,037.12	0.00
Purchase	12/15/2021	316175603	22,021.16	Fidelity Institutional Government MMKT Fund #657	1.000	0.01%	22,021.16	0.00	22,021.16	0.00
Purchase	12/16/2021	316175603	642,550.22	Fidelity Institutional Government MMKT Fund #657	1.000	0.01%	642,550.22	0.00	642,550.22	0.00
Purchase	12/16/2021	316175603	70.83	Fidelity Institutional Government MMKT Fund #657	1.000	0.01%	70.83	0.00	70.83	0.00
Purchase	12/16/2021	808513BR5	470,000.00	Charles Schwab Corp Callable Note Cont 4/13/2026 1.15% Due: 05/13/2026	98.605	1.48%	463,443.50	495.46	463,938.96	0.00
Purchase	12/16/2021	89236TJK2	220,000.00	Toyota Motor Credit Corp Note 1.125% Due: 06/18/2026	98.394	1.49%	216,466.80	1,223.75	217,690.55	0.00
Purchase	12/17/2021	316175603	2,562.50	Fidelity Institutional Government MMKT Fund #657	1.000	0.01%	2,562.50	0.00	2,562.50	0.00
Purchase	12/18/2021	316175603	4,275.00	Fidelity Institutional Government MMKT Fund #657	1.000	0.01%	4,275.00	0.00	4,275.00	0.00
Purchase	12/19/2021	316175603	15,672.50	Fidelity Institutional Government MMKT Fund #657	1.000	0.01%	15,672.50	0.00	15,672.50	0.00
Purchase	12/20/2021	316175603	144.92	Fidelity Institutional Government MMKT Fund #657	1.000	0.01%	144.92	0.00	144.92	0.00
Purchase	12/20/2021	316175603	81.71	Fidelity Institutional Government MMKT Fund #657	1.000	0.01%	81.71	0.00	81.71	0.00
Purchase	12/20/2021	316175603	113.75	Fidelity Institutional Government MMKT Fund #657	1.000	0.01%	113.75	0.00	113.75	0.00
Purchase	12/20/2021	316175603	25,097.52	Fidelity Institutional Government MMKT Fund #657	1.000	0.01%	25,097.52	0.00	25,097.52	0.00

Transaction Ledger

As of June 30, 2022

City of Alameda - Account #270

June 30, 2021 through June 30, 2022

Transaction Type	Settlement Date	CUSIP	Quantity	Security Description	Price	Acq/Disp Yield	Amount	Interest Pur/Sold	Total Amount	Gain/Loss
Purchase	12/21/2021	316175603	28.13	Fidelity Institutional Government MMKT Fund #657	1.000	0.01%	28.13	0.00	28.13	0.00
Purchase	12/21/2021	316175603	108.90	Fidelity Institutional Government MMKT Fund #657	1.000	0.01%	108.90	0.00	108.90	0.00
Purchase	12/23/2021	316175603	1,235.48	Fidelity Institutional Government MMKT Fund #657	1.000	0.01%	1,235.48	0.00	1,235.48	0.00
Purchase	12/27/2021	316175603	42.63	Fidelity Institutional Government MMKT Fund #657	1.000	0.01%	42.63	0.00	42.63	0.00
Purchase	12/31/2021	316175603	24,156.25	Fidelity Institutional Government MMKT Fund #657	1.000	0.01%	24,156.25	0.00	24,156.25	0.00
Purchase	01/03/2022	316175603	0.78	Fidelity Institutional Government MMKT Fund #657	1.000	0.01%	0.78	0.00	0.78	0.00
Purchase	01/07/2022	316175603	7,840.63	Fidelity Institutional Government MMKT Fund #657	1.000	0.01%	7,840.63	0.00	7,840.63	0.00
Purchase	01/10/2022	316175603	968.75	Fidelity Institutional Government MMKT Fund #657	1.000	0.01%	968.75	0.00	968.75	0.00
Purchase	01/13/2022	316175603	563,454.05	Fidelity Institutional Government MMKT Fund #657	1.000	0.01%	563,454.05	0.00	563,454.05	0.00
Purchase	01/13/2022	89236TJT3	440,000.00	Toyota Motor Credit Corp Note 1.45% Due: 01/13/2025	99.866	1.50%	439,410.40	0.00	439,410.40	0.00
Purchase	01/14/2022	316175603	3,105.00	Fidelity Institutional Government MMKT Fund #657	1.000	0.01%	3,105.00	0.00	3,105.00	0.00
Purchase	01/15/2022	316175603	1,620.31	Fidelity Institutional Government MMKT Fund #657	1.000	0.01%	1,620.31	0.00	1,620.31	0.00
Purchase	01/17/2022	316175603	787.50	Fidelity Institutional Government MMKT Fund #657	1.000	0.01%	787.50	0.00	787.50	0.00
Purchase	01/18/2022	316175603	91.00	Fidelity Institutional Government MMKT Fund #657	1.000	0.01%	91.00	0.00	91.00	0.00
Purchase	01/18/2022	316175603	53.33	Fidelity Institutional Government MMKT Fund #657	1.000	0.01%	53.33	0.00	53.33	0.00
Purchase	01/18/2022	316175603	61.25	Fidelity Institutional Government MMKT Fund #657	1.000	0.01%	61.25	0.00	61.25	0.00

Transaction Ledger

As of June 30, 2022

City of Alameda - Account #270

June 30, 2021 through June 30, 2022

Transaction Type	Settlement Date	CUSIP	Quantity	Security Description	Price	Acq/Disp Yield	Amount	Interest Pur/Sold	Total Amount	Gain/Loss
Purchase	01/18/2022	316175603	99.67	Fidelity Institutional Government MMKT Fund #657	1.000	0.01%	99.67	0.00	99.67	0.00
Purchase	01/18/2022	316175603	70.83	Fidelity Institutional Government MMKT Fund #657	1.000	0.01%	70.83	0.00	70.83	0.00
Purchase	01/18/2022	316175603	91.71	Fidelity Institutional Government MMKT Fund #657	1.000	0.01%	91.71	0.00	91.71	0.00
Purchase	01/18/2022	316175603	81.71	Fidelity Institutional Government MMKT Fund #657	1.000	0.01%	81.71	0.00	81.71	0.00
Purchase	01/18/2022	316175603	74.00	Fidelity Institutional Government MMKT Fund #657	1.000	0.01%	74.00	0.00	74.00	0.00
Purchase	01/18/2022	316175603	54.00	Fidelity Institutional Government MMKT Fund #657	1.000	0.01%	54.00	0.00	54.00	0.00
Purchase	01/18/2022	316175603	10,543.61	Fidelity Institutional Government MMKT Fund #657	1.000	0.01%	10,543.61	0.00	10,543.61	0.00
Purchase	01/18/2022	316175603	20,974.99	Fidelity Institutional Government MMKT Fund #657	1.000	0.01%	20,974.99	0.00	20,974.99	0.00
Purchase	01/18/2022	316175603	9,686.57	Fidelity Institutional Government MMKT Fund #657	1.000	0.01%	9,686.57	0.00	9,686.57	0.00
Purchase	01/18/2022	316175603	141.70	Fidelity Institutional Government MMKT Fund #657	1.000	0.01%	141.70	0.00	141.70	0.00
Purchase	01/18/2022	316175603	15,049.65	Fidelity Institutional Government MMKT Fund #657	1.000	0.01%	15,049.65	0.00	15,049.65	0.00
Purchase	01/18/2022	316175603	16,984.62	Fidelity Institutional Government MMKT Fund #657	1.000	0.01%	16,984.62	0.00	16,984.62	0.00
Purchase	01/18/2022	316175603	21,911.92	Fidelity Institutional Government MMKT Fund #657	1.000	0.01%	21,911.92	0.00	21,911.92	0.00
Purchase	01/19/2022	05601XAC3	165,000.00	BMW Vehicle Lease Trust 2022-1 A3 1.1% Due: 03/25/2025	99.985	1.11%	164,975.33	0.00	164,975.33	0.00
Purchase	01/19/2022	316175603	11,281.25	Fidelity Institutional Government MMKT Fund #657	1.000	0.01%	11,281.25	0.00	11,281.25	0.00
Purchase	01/19/2022	380146AC4	110,000.00	GM Financial Auto Receivables 2022-1 A3 1.26% Due: 11/16/2026	99.991	1.27%	109,990.44	0.00	109,990.44	0.00

Transaction Ledger

As of June 30, 2022

City of Alameda - Account #270

June 30, 2021 through June 30, 2022

Transaction Type	Settlement Date	CUSIP	Quantity	Security Description	Price	Acq/Disp Yield	Amount	Interest Pur/Sold	Total Amount	Gain/Loss
Purchase	01/20/2022	316175603	144.92	Fidelity Institutional Government MMKT Fund #657	1.000	0.01%	144.92	0.00	144.92	0.00
Purchase	01/20/2022	316175603	113.75	Fidelity Institutional Government MMKT Fund #657	1.000	0.01%	113.75	0.00	113.75	0.00
Purchase	01/20/2022	316175603	23,718.29	Fidelity Institutional Government MMKT Fund #657	1.000	0.01%	23,718.29	0.00	23,718.29	0.00
Purchase	01/21/2022	316175603	8,225.63	Fidelity Institutional Government MMKT Fund #657	1.000	0.01%	8,225.63	0.00	8,225.63	0.00
Purchase	01/21/2022	316175603	28.13	Fidelity Institutional Government MMKT Fund #657	1.000	0.01%	28.13	0.00	28.13	0.00
Purchase	01/21/2022	316175603	121.00	Fidelity Institutional Government MMKT Fund #657	1.000	0.01%	121.00	0.00	121.00	0.00
Purchase	01/24/2022	316175603	255,084.44	Fidelity Institutional Government MMKT Fund #657	1.000	0.01%	255,084.44	0.00	255,084.44	0.00
Purchase	01/24/2022	87612EBM7	290,000.00	Target Corp Callable Note Cont 12/15/2026 1.95% Due: 01/15/2027	99.830	1.99%	289,507.00	0.00	289,507.00	0.00
Purchase	01/25/2022	316175603	42.63	Fidelity Institutional Government MMKT Fund #657	1.000	0.01%	42.63	0.00	42.63	0.00
Purchase	01/28/2022	316175603	4,777.50	Fidelity Institutional Government MMKT Fund #657	1.000	0.01%	4,777.50	0.00	4,777.50	0.00
Purchase	02/01/2022	316175603	1.62	Fidelity Institutional Government MMKT Fund #657	1.000	0.01%	1.62	0.00	1.62	0.00
Purchase	02/07/2022	316175603	11,745.18	Fidelity Institutional Government MMKT Fund #657	1.000	0.01%	11,745.18	0.00	11,745.18	0.00
Purchase	02/07/2022	89788MAA0	390,000.00	Truist Financial Corp Callable Note Cont 07/03/2025 1.2% Due: 08/05/2025	97.804	1.85%	381,435.60	26.00	381,461.60	0.00
Purchase	02/09/2022	316175603	7,650.00	Fidelity Institutional Government MMKT Fund #657	1.000	0.01%	7,650.00	0.00	7,650.00	0.00
Purchase	02/11/2022	316175603	10,091.25	Fidelity Institutional Government MMKT Fund #657	1.000	0.01%	10,091.25	0.00	10,091.25	0.00

Transaction Ledger

As of June 30, 2022

City of Alameda - Account #270

June 30, 2021 through June 30, 2022

Transaction Type	Settlement Date	CUSIP	Quantity	Security Description	Price	Acq/Disp Yield	Amount	Interest Pur/Sold	Total Amount	Gain/Loss
Purchase	02/12/2022	316175603	8,175.00	Fidelity Institutional Government MMKT Fund #657	1.000	0.01%	8,175.00	0.00	8,175.00	0.00
Purchase	02/15/2022	316175603	22,031.25	Fidelity Institutional Government MMKT Fund #657	1.000	0.01%	22,031.25	0.00	22,031.25	0.00
Purchase	02/15/2022	316175603	74.00	Fidelity Institutional Government MMKT Fund #657	1.000	0.01%	74.00	0.00	74.00	0.00
Purchase	02/15/2022	316175603	61.25	Fidelity Institutional Government MMKT Fund #657	1.000	0.01%	61.25	0.00	61.25	0.00
Purchase	02/15/2022	316175603	91.71	Fidelity Institutional Government MMKT Fund #657	1.000	0.01%	91.71	0.00	91.71	0.00
Purchase	02/15/2022	316175603	99.67	Fidelity Institutional Government MMKT Fund #657	1.000	0.01%	99.67	0.00	99.67	0.00
Purchase	02/15/2022	316175603	53.33	Fidelity Institutional Government MMKT Fund #657	1.000	0.01%	53.33	0.00	53.33	0.00
Purchase	02/15/2022	316175603	91.00	Fidelity Institutional Government MMKT Fund #657	1.000	0.01%	91.00	0.00	91.00	0.00
Purchase	02/15/2022	316175603	54.00	Fidelity Institutional Government MMKT Fund #657	1.000	0.01%	54.00	0.00	54.00	0.00
Purchase	02/15/2022	316175603	9,932.47	Fidelity Institutional Government MMKT Fund #657	1.000	0.01%	9,932.47	0.00	9,932.47	0.00
Purchase	02/15/2022	316175603	19,973.00	Fidelity Institutional Government MMKT Fund #657	1.000	0.01%	19,973.00	0.00	19,973.00	0.00
Purchase	02/15/2022	316175603	13,303.37	Fidelity Institutional Government MMKT Fund #657	1.000	0.01%	13,303.37	0.00	13,303.37	0.00
Purchase	02/15/2022	316175603	12,345.85	Fidelity Institutional Government MMKT Fund #657	1.000	0.01%	12,345.85	0.00	12,345.85	0.00
Purchase	02/15/2022	316175603	16,904.70	Fidelity Institutional Government MMKT Fund #657	1.000	0.01%	16,904.70	0.00	16,904.70	0.00
Purchase	02/15/2022	316175603	20,117.98	Fidelity Institutional Government MMKT Fund #657	1.000	0.01%	20,117.98	0.00	20,117.98	0.00
Purchase	02/15/2022	316175603	20,791.51	Fidelity Institutional Government MMKT Fund #657	1.000	0.01%	20,791.51	0.00	20,791.51	0.00

Transaction Ledger

As of June 30, 2022

City of Alameda - Account #270

June 30, 2021 through June 30, 2022

Transaction Type	Settlement Date	CUSIP	Quantity	Security Description	Price	Acq/Disp Yield	Amount	Interest Pur/Sold	Total Amount	Gain/Loss
Purchase	02/16/2022	316175603	70.83	Fidelity Institutional Government MMKT Fund #657	1.000	0.01%	70.83	0.00	70.83	0.00
Purchase	02/16/2022	316175603	103.95	Fidelity Institutional Government MMKT Fund #657	1.000	0.01%	103.95	0.00	103.95	0.00
Purchase	02/18/2022	316175603	354,363.14	Fidelity Institutional Government MMKT Fund #657	1.000	0.01%	354,363.14	0.00	354,363.14	0.00
Purchase	02/18/2022	316175603	81.93	Fidelity Institutional Government MMKT Fund #657	1.000	0.01%	81.93	0.00	81.93	0.00
Purchase	02/22/2022	316175603	113.75	Fidelity Institutional Government MMKT Fund #657	1.000	0.01%	113.75	0.00	113.75	0.00
Purchase	02/22/2022	316175603	28.13	Fidelity Institutional Government MMKT Fund #657	1.000	0.01%	28.13	0.00	28.13	0.00
Purchase	02/22/2022	316175603	121.00	Fidelity Institutional Government MMKT Fund #657	1.000	0.01%	121.00	0.00	121.00	0.00
Purchase	02/22/2022	316175603	144.92	Fidelity Institutional Government MMKT Fund #657	1.000	0.01%	144.92	0.00	144.92	0.00
Purchase	02/22/2022	316175603	18,729.57	Fidelity Institutional Government MMKT Fund #657	1.000	0.01%	18,729.57	0.00	18,729.57	0.00
Purchase	02/23/2022	36265MAC9	275,000.00	GM Financial Auto Lease Trust 2022-1 A3 1.9% Due: 03/20/2025	99.999	1.91%	274,997.64	0.00	274,997.64	0.00
Purchase	02/23/2022	43815BAC4	270,000.00	Honda Auto Receivables Trust 2022-1 A3 1.88% Due: 05/15/2026	99.985	1.89%	269,959.39	0.00	269,959.39	0.00
Purchase	02/24/2022	26444HAC5	500,000.00	Duke Energy Florida LLC Callable Note Cont 10/15/2026 3.2% Due: 01/15/2027	103.148	2.51%	515,740.00	1,733.33	517,473.33	0.00
Purchase	02/24/2022	316175603	731.25	Fidelity Institutional Government MMKT Fund #657	1.000	0.01%	731.25	0.00	731.25	0.00
Purchase	02/25/2022	316175603	1,921.88	Fidelity Institutional Government MMKT Fund #657	1.000	0.01%	1,921.88	0.00	1,921.88	0.00
Purchase	02/25/2022	316175603	181.50	Fidelity Institutional Government MMKT Fund #657	1.000	0.01%	181.50	0.00	181.50	0.00

Transaction Ledger

As of June 30, 2022

City of Alameda - Account #270

June 30, 2021 through June 30, 2022

Transaction Type	Settlement Date	CUSIP	Quantity	Security Description	Price	Acq/Disp Yield	Amount	Interest Pur/Sold	Total Amount	Gain/Loss
Purchase	02/25/2022	316175603	42.63	Fidelity Institutional Government MMKT Fund #657	1.000	0.01%	42.63	0.00	42.63	0.00
Purchase	02/28/2022	316175603	6,037.50	Fidelity Institutional Government MMKT Fund #657	1.000	0.01%	6,037.50	0.00	6,037.50	0.00
Purchase	03/01/2022	316175603	1.86	Fidelity Institutional Government MMKT Fund #657	1.000	0.01%	1.86	0.00	1.86	0.00
Purchase	03/05/2022	316175603	7,100.00	Fidelity Institutional Government MMKT Fund #657	1.000	0.01%	7,100.00	0.00	7,100.00	0.00
Purchase	03/08/2022	316175603	20,562.50	Fidelity Institutional Government MMKT Fund #657	1.000	0.01%	20,562.50	0.00	20,562.50	0.00
Purchase	03/09/2022	316175603	563,707.23	Fidelity Institutional Government MMKT Fund #657	1.000	0.01%	563,707.23	0.00	563,707.23	0.00
Purchase	03/11/2022	316175603	658,028.35	Fidelity Institutional Government MMKT Fund #657	1.000	0.01%	658,028.35	0.00	658,028.35	0.00
Purchase	03/11/2022	316175603	12,256.25	Fidelity Institutional Government MMKT Fund #657	1.000	0.01%	12,256.25	0.00	12,256.25	0.00
Purchase	03/12/2022	316175603	13,009.38	Fidelity Institutional Government MMKT Fund #657	1.000	0.01%	13,009.38	0.00	13,009.38	0.00
Purchase	03/13/2022	316175603	11,500.00	Fidelity Institutional Government MMKT Fund #657	1.000	0.01%	11,500.00	0.00	11,500.00	0.00
Purchase	03/15/2022	084664C22	585,000.00	Berkshire Hathaway Callable Note Cont 2/15/2027 2.3% Due: 03/15/2027	99.981	2.30%	584,888.85	0.00	584,888.85	0.00
Purchase	03/15/2022	316175603	2,375.00	Fidelity Institutional Government MMKT Fund #657	1.000	0.01%	2,375.00	0.00	2,375.00	0.00
Purchase	03/15/2022	316175603	54.00	Fidelity Institutional Government MMKT Fund #657	1.000	0.01%	54.00	0.00	54.00	0.00
Purchase	03/15/2022	316175603	74.00	Fidelity Institutional Government MMKT Fund #657	1.000	0.01%	74.00	0.00	74.00	0.00
Purchase	03/15/2022	316175603	310.20	Fidelity Institutional Government MMKT Fund #657	1.000	0.01%	310.20	0.00	310.20	0.00

Transaction Ledger

As of June 30, 2022

City of Alameda - Account #270

June 30, 2021 through June 30, 2022

Transaction Type	Settlement Date	CUSIP	Quantity	Security Description	Price	Acq/Disp Yield	Amount	Interest Pur/Sold	Total Amount	Gain/Loss
Purchase	03/15/2022	316175603	99.67	Fidelity Institutional Government MMKT Fund #657	1.000	0.01%	99.67	0.00	99.67	0.00
Purchase	03/15/2022	316175603	91.71	Fidelity Institutional Government MMKT Fund #657	1.000	0.01%	91.71	0.00	91.71	0.00
Purchase	03/15/2022	316175603	61.25	Fidelity Institutional Government MMKT Fund #657	1.000	0.01%	61.25	0.00	61.25	0.00
Purchase	03/15/2022	316175603	53.33	Fidelity Institutional Government MMKT Fund #657	1.000	0.01%	53.33	0.00	53.33	0.00
Purchase	03/15/2022	316175603	91.00	Fidelity Institutional Government MMKT Fund #657	1.000	0.01%	91.00	0.00	91.00	0.00
Purchase	03/15/2022	316175603	9,267.41	Fidelity Institutional Government MMKT Fund #657	1.000	0.01%	9,267.41	0.00	9,267.41	0.00
Purchase	03/15/2022	316175603	18,574.95	Fidelity Institutional Government MMKT Fund #657	1.000	0.01%	18,574.95	0.00	18,574.95	0.00
Purchase	03/15/2022	316175603	8,999.58	Fidelity Institutional Government MMKT Fund #657	1.000	0.01%	8,999.58	0.00	8,999.58	0.00
Purchase	03/15/2022	316175603	8,096.93	Fidelity Institutional Government MMKT Fund #657	1.000	0.01%	8,096.93	0.00	8,096.93	0.00
Purchase	03/15/2022	316175603	10,557.70	Fidelity Institutional Government MMKT Fund #657	1.000	0.01%	10,557.70	0.00	10,557.70	0.00
Purchase	03/15/2022	316175603	13,820.52	Fidelity Institutional Government MMKT Fund #657	1.000	0.01%	13,820.52	0.00	13,820.52	0.00
Purchase	03/15/2022	316175603	17,941.46	Fidelity Institutional Government MMKT Fund #657	1.000	0.01%	17,941.46	0.00	17,941.46	0.00
Purchase	03/16/2022	316175603	70.83	Fidelity Institutional Government MMKT Fund #657	1.000	0.01%	70.83	0.00	70.83	0.00
Purchase	03/16/2022	316175603	115.50	Fidelity Institutional Government MMKT Fund #657	1.000	0.01%	115.50	0.00	115.50	0.00
Purchase	03/16/2022	448977AD0	440,000.00	Hyundai Auto Receivables Trust 2022-A A3 2.22% Due: 10/15/2026	99.996	2.23%	439,983.06	0.00	439,983.06	0.00
Purchase	03/16/2022	47787JAC2	165,000.00	John Deere Owner Trust 2022-A A3 2.32% Due: 09/16/2026	99.978	2.34%	164,963.50	0.00	164,963.50	0.00

Transaction Ledger

As of June 30, 2022

City of Alameda - Account #270

June 30, 2021 through June 30, 2022

Transaction Type	Settlement Date	CUSIP	Quantity	Security Description	Price	Acq/Disp Yield	Amount	Interest Pur/Sold	Total Amount	Gain/Loss
Purchase	03/17/2022	316175603	656.25	Fidelity Institutional Government MMKT Fund #657	1.000	0.01%	656.25	0.00	656.25	0.00
Purchase	03/18/2022	316175603	1,087.50	Fidelity Institutional Government MMKT Fund #657	1.000	0.01%	1,087.50	0.00	1,087.50	0.00
Purchase	03/18/2022	316175603	81.49	Fidelity Institutional Government MMKT Fund #657	1.000	0.01%	81.49	0.00	81.49	0.00
Purchase	03/21/2022	316175603	113.75	Fidelity Institutional Government MMKT Fund #657	1.000	0.01%	113.75	0.00	113.75	0.00
Purchase	03/21/2022	316175603	28.13	Fidelity Institutional Government MMKT Fund #657	1.000	0.01%	28.13	0.00	28.13	0.00
Purchase	03/21/2022	316175603	121.00	Fidelity Institutional Government MMKT Fund #657	1.000	0.01%	121.00	0.00	121.00	0.00
Purchase	03/21/2022	316175603	144.92	Fidelity Institutional Government MMKT Fund #657	1.000	0.01%	144.92	0.00	144.92	0.00
Purchase	03/21/2022	316175603	406.39	Fidelity Institutional Government MMKT Fund #657	1.000	0.01%	406.39	0.00	406.39	0.00
Purchase	03/21/2022	316175603	16,711.40	Fidelity Institutional Government MMKT Fund #657	1.000	0.01%	16,711.40	0.00	16,711.40	0.00
Purchase	03/23/2022	316175603	1,921.88	Fidelity Institutional Government MMKT Fund #657	1.000	0.01%	1,921.88	0.00	1,921.88	0.00
Purchase	03/25/2022	316175603	151.25	Fidelity Institutional Government MMKT Fund #657	1.000	0.01%	151.25	0.00	151.25	0.00
Purchase	03/25/2022	316175603	42.63	Fidelity Institutional Government MMKT Fund #657	1.000	0.01%	42.63	0.00	42.63	0.00
Purchase	03/31/2022	316175603	8,150.00	Fidelity Institutional Government MMKT Fund #657	1.000	0.01%	8,150.00	0.00	8,150.00	0.00
Purchase	04/01/2022	316175603	6,960.00	Fidelity Institutional Government MMKT Fund #657	1.000	0.01%	6,960.00	0.00	6,960.00	0.00
Purchase	04/01/2022	316175603	3.17	Fidelity Institutional Government MMKT Fund #657	1.000	0.01%	3.17	0.00	3.17	0.00
Purchase	04/04/2022	316175603	459,132.50	Fidelity Institutional Government MMKT Fund #657	1.000	0.01%	459,132.50	0.00	459,132.50	0.00

Transaction Ledger

As of June 30, 2022

City of Alameda - Account #270

June 30, 2021 through June 30, 2022

Transaction Type	Settlement Date	CUSIP	Quantity	Security Description	Price	Acq/Disp Yield	Amount	Interest Pur/Sold	Total Amount	Gain/Loss
Purchase	04/07/2022	69371RR73	485,000.00	Paccar Financial Corp Note 2.85% Due: 04/07/2025	99.974	2.86%	484,873.90	0.00	484,873.90	0.00
Purchase	04/10/2022	316175603	7,975.00	Fidelity Institutional Government MMKT Fund #657	1.000	0.01%	7,975.00	0.00	7,975.00	0.00
Purchase	04/12/2022	316175603	192,313.34	Fidelity Institutional Government MMKT Fund #657	1.000	0.01%	192,313.34	0.00	192,313.34	0.00
Purchase	04/12/2022	91282CED9	250,000.00	US Treasury Note 1.75% Due: 03/15/2025	97.320	2.71%	243,300.78	332.88	243,633.66	0.00
Purchase	04/13/2022	89238FAD5	145,000.00	Toyota Auto Receivables OT 2022-B A3 2.93% Due: 09/15/2026	99.998	2.95%	144,996.61	0.00	144,996.61	0.00
Purchase	04/14/2022	78016EZ59	260,000.00	Royal Bank of Canada Note 3.375% Due: 04/14/2025	99.963	3.39%	259,903.80	0.00	259,903.80	0.00
Purchase	04/15/2022	316175603	2,884.38	Fidelity Institutional Government MMKT Fund #657	1.000	0.01%	2,884.38	0.00	2,884.38	0.00
Purchase	04/15/2022	316175603	91.71	Fidelity Institutional Government MMKT Fund #657	1.000	0.01%	91.71	0.00	91.71	0.00
Purchase	04/15/2022	316175603	99.67	Fidelity Institutional Government MMKT Fund #657	1.000	0.01%	99.67	0.00	99.67	0.00
Purchase	04/15/2022	316175603	91.00	Fidelity Institutional Government MMKT Fund #657	1.000	0.01%	91.00	0.00	91.00	0.00
Purchase	04/15/2022	316175603	54.00	Fidelity Institutional Government MMKT Fund #657	1.000	0.01%	54.00	0.00	54.00	0.00
Purchase	04/15/2022	316175603	308.37	Fidelity Institutional Government MMKT Fund #657	1.000	0.01%	308.37	0.00	308.37	0.00
Purchase	04/15/2022	316175603	74.00	Fidelity Institutional Government MMKT Fund #657	1.000	0.01%	74.00	0.00	74.00	0.00
Purchase	04/15/2022	316175603	786.87	Fidelity Institutional Government MMKT Fund #657	1.000	0.01%	786.87	0.00	786.87	0.00
Purchase	04/15/2022	316175603	423.00	Fidelity Institutional Government MMKT Fund #657	1.000	0.01%	423.00	0.00	423.00	0.00
Purchase	04/15/2022	316175603	10,140.25	Fidelity Institutional Government MMKT Fund #657	1.000	0.01%	10,140.25	0.00	10,140.25	0.00

Transaction Ledger

As of June 30, 2022

City of Alameda - Account #270

June 30, 2021 through June 30, 2022

Transaction Type	Settlement Date	CUSIP	Quantity	Security Description	Price	Acq/Disp Yield	Amount	Interest Pur/Sold	Total Amount	Gain/Loss
Purchase	04/15/2022	316175603	20,024.37	Fidelity Institutional Government MMKT Fund #657	1.000	0.01%	20,024.37	0.00	20,024.37	0.00
Purchase	04/15/2022	316175603	9,218.77	Fidelity Institutional Government MMKT Fund #657	1.000	0.01%	9,218.77	0.00	9,218.77	0.00
Purchase	04/15/2022	316175603	9,615.20	Fidelity Institutional Government MMKT Fund #657	1.000	0.01%	9,615.20	0.00	9,615.20	0.00
Purchase	04/15/2022	316175603	11,726.59	Fidelity Institutional Government MMKT Fund #657	1.000	0.01%	11,726.59	0.00	11,726.59	0.00
Purchase	04/15/2022	316175603	14,521.31	Fidelity Institutional Government MMKT Fund #657	1.000	0.01%	14,521.31	0.00	14,521.31	0.00
Purchase	04/15/2022	316175603	9,613.07	Fidelity Institutional Government MMKT Fund #657	1.000	0.01%	9,613.07	0.00	9,613.07	0.00
Purchase	04/15/2022	316175603	20,655.83	Fidelity Institutional Government MMKT Fund #657	1.000	0.01%	20,655.83	0.00	20,655.83	0.00
Purchase	04/15/2022	316175603	10,663.47	Fidelity Institutional Government MMKT Fund #657	1.000	0.01%	10,663.47	0.00	10,663.47	0.00
Purchase	04/18/2022	316175603	115.50	Fidelity Institutional Government MMKT Fund #657	1.000	0.01%	115.50	0.00	115.50	0.00
Purchase	04/18/2022	316175603	70.83	Fidelity Institutional Government MMKT Fund #657	1.000	0.01%	70.83	0.00	70.83	0.00
Purchase	04/18/2022	316175603	9,778.44	Fidelity Institutional Government MMKT Fund #657	1.000	0.01%	9,778.44	0.00	9,778.44	0.00
Purchase	04/20/2022	316175603	2,275.00	Fidelity Institutional Government MMKT Fund #657	1.000	0.01%	2,275.00	0.00	2,275.00	0.00
Purchase	04/20/2022	316175603	113.75	Fidelity Institutional Government MMKT Fund #657	1.000	0.01%	113.75	0.00	113.75	0.00
Purchase	04/20/2022	316175603	435.42	Fidelity Institutional Government MMKT Fund #657	1.000	0.01%	435.42	0.00	435.42	0.00
Purchase	04/20/2022	316175603	144.92	Fidelity Institutional Government MMKT Fund #657	1.000	0.01%	144.92	0.00	144.92	0.00
Purchase	04/20/2022	316175603	18,151.53	Fidelity Institutional Government MMKT Fund #657	1.000	0.01%	18,151.53	0.00	18,151.53	0.00

Transaction Ledger

As of June 30, 2022

City of Alameda - Account #270

June 30, 2021 through June 30, 2022

Transaction Type	Settlement Date	CUSIP	Quantity	Security Description	Price	Acq/Disp Yield	Amount	Interest Pur/Sold	Total Amount	Gain/Loss
Purchase	04/21/2022	316175603	28.13	Fidelity Institutional Government MMKT Fund #657	1.000	0.01%	28.13	0.00	28.13	0.00
Purchase	04/21/2022	316175603	121.00	Fidelity Institutional Government MMKT Fund #657	1.000	0.01%	121.00	0.00	121.00	0.00
Purchase	04/22/2022	316175603	4,437.22	Fidelity Institutional Government MMKT Fund #657	1.000	0.01%	4,437.22	0.00	4,437.22	0.00
Purchase	04/25/2022	316175603	151.25	Fidelity Institutional Government MMKT Fund #657	1.000	0.01%	151.25	0.00	151.25	0.00
Purchase	04/25/2022	316175603	42.63	Fidelity Institutional Government MMKT Fund #657	1.000	0.01%	42.63	0.00	42.63	0.00
Purchase	04/26/2022	09690AAC7	150,000.00	BMW Vehicle Lease Trust 2021-2 A3 0.33% Due: 12/26/2024	97.309	2.62%	145,962.89	1.38	145,964.27	0.00
Purchase	04/28/2022	316175603	1,175.00	Fidelity Institutional Government MMKT Fund #657	1.000	0.01%	1,175.00	0.00	1,175.00	0.00
Purchase	04/30/2022	316175603	22,368.75	Fidelity Institutional Government MMKT Fund #657	1.000	0.01%	22,368.75	0.00	22,368.75	0.00
Purchase	05/01/2022	316175603	10,903.25	Fidelity Institutional Government MMKT Fund #657	1.000	0.01%	10,903.25	0.00	10,903.25	0.00
Purchase	05/02/2022	316175603	1.84	Fidelity Institutional Government MMKT Fund #657	1.000	0.01%	1.84	0.00	1.84	0.00
Purchase	05/05/2022	316175603	1,771.88	Fidelity Institutional Government MMKT Fund #657	1.000	0.01%	1,771.88	0.00	1,771.88	0.00
Purchase	05/06/2022	316175603	151,537.19	Fidelity Institutional Government MMKT Fund #657	1.000	0.01%	151,537.19	0.00	151,537.19	0.00
Purchase	05/07/2022	316175603	2,562.50	Fidelity Institutional Government MMKT Fund #657	1.000	0.01%	2,562.50	0.00	2,562.50	0.00
Purchase	05/08/2022	316175603	5,106.25	Fidelity Institutional Government MMKT Fund #657	1.000	0.01%	5,106.25	0.00	5,106.25	0.00
Purchase	05/10/2022	665859AW4	220,000.00	Northern Trust Company Callable Note Cont 4/10/2027 4% Due: 05/10/2027	99.838	4.04%	219,643.60	0.00	219,643.60	0.00

Transaction Ledger

As of June 30, 2022

City of Alameda - Account #270

June 30, 2021 through June 30, 2022

Transaction Type	Settlement Date	CUSIP	Quantity	Security Description	Price	Acq/Disp Yield	Amount	Interest Pur/Sold	Total Amount	Gain/Loss
Purchase	05/12/2022	316175603	3,950.00	Fidelity Institutional Government MMKT Fund #657	1.000	0.01%	3,950.00	0.00	3,950.00	0.00
Purchase	05/13/2022	316175603	2,702.50	Fidelity Institutional Government MMKT Fund #657	1.000	0.01%	2,702.50	0.00	2,702.50	0.00
Purchase	05/15/2022	316175603	3,622.50	Fidelity Institutional Government MMKT Fund #657	1.000	0.01%	3,622.50	0.00	3,622.50	0.00
Purchase	05/16/2022	316175603	54.00	Fidelity Institutional Government MMKT Fund #657	1.000	0.01%	54.00	0.00	54.00	0.00
Purchase	05/16/2022	316175603	91.00	Fidelity Institutional Government MMKT Fund #657	1.000	0.01%	91.00	0.00	91.00	0.00
Purchase	05/16/2022	316175603	70.83	Fidelity Institutional Government MMKT Fund #657	1.000	0.01%	70.83	0.00	70.83	0.00
Purchase	05/16/2022	316175603	377.64	Fidelity Institutional Government MMKT Fund #657	1.000	0.01%	377.64	0.00	377.64	0.00
Purchase	05/16/2022	316175603	319.00	Fidelity Institutional Government MMKT Fund #657	1.000	0.01%	319.00	0.00	319.00	0.00
Purchase	05/16/2022	316175603	74.00	Fidelity Institutional Government MMKT Fund #657	1.000	0.01%	74.00	0.00	74.00	0.00
Purchase	05/16/2022	316175603	814.00	Fidelity Institutional Government MMKT Fund #657	1.000	0.01%	814.00	0.00	814.00	0.00
Purchase	05/16/2022	316175603	423.00	Fidelity Institutional Government MMKT Fund #657	1.000	0.01%	423.00	0.00	423.00	0.00
Purchase	05/16/2022	316175603	91.71	Fidelity Institutional Government MMKT Fund #657	1.000	0.01%	91.71	0.00	91.71	0.00
Purchase	05/16/2022	316175603	115.50	Fidelity Institutional Government MMKT Fund #657	1.000	0.01%	115.50	0.00	115.50	0.00
Purchase	05/16/2022	316175603	99.67	Fidelity Institutional Government MMKT Fund #657	1.000	0.01%	99.67	0.00	99.67	0.00
Purchase	05/16/2022	316175603	9,072.93	Fidelity Institutional Government MMKT Fund #657	1.000	0.01%	9,072.93	0.00	9,072.93	0.00
Purchase	05/16/2022	316175603	18,040.05	Fidelity Institutional Government MMKT Fund #657	1.000	0.01%	18,040.05	0.00	18,040.05	0.00

Transaction Ledger

As of June 30, 2022

City of Alameda - Account #270

June 30, 2021 through June 30, 2022

Transaction Type	Settlement Date	CUSIP	Quantity	Security Description	Price	Acq/Disp Yield	Amount	Interest Pur/Sold	Total Amount	Gain/Loss
Purchase	05/16/2022	316175603	9,654.69	Fidelity Institutional Government MMKT Fund #657	1.000	0.01%	9,654.69	0.00	9,654.69	0.00
Purchase	05/16/2022	316175603	10,248.25	Fidelity Institutional Government MMKT Fund #657	1.000	0.01%	10,248.25	0.00	10,248.25	0.00
Purchase	05/16/2022	316175603	13,515.16	Fidelity Institutional Government MMKT Fund #657	1.000	0.01%	13,515.16	0.00	13,515.16	0.00
Purchase	05/16/2022	316175603	19,074.14	Fidelity Institutional Government MMKT Fund #657	1.000	0.01%	19,074.14	0.00	19,074.14	0.00
Purchase	05/16/2022	316175603	11,846.37	Fidelity Institutional Government MMKT Fund #657	1.000	0.01%	11,846.37	0.00	11,846.37	0.00
Purchase	05/16/2022	316175603	17,531.36	Fidelity Institutional Government MMKT Fund #657	1.000	0.01%	17,531.36	0.00	17,531.36	0.00
Purchase	05/16/2022	316175603	14,490.03	Fidelity Institutional Government MMKT Fund #657	1.000	0.01%	14,490.03	0.00	14,490.03	0.00
Purchase	05/18/2022	05602RAD3	175,000.00	BMW Vehicle Owner Trust 2022-A A3 3.21% Due: 08/25/2026	99.995	3.23%	174,990.90	0.00	174,990.90	0.00
Purchase	05/18/2022	316175603	20,223.61	Fidelity Institutional Government MMKT Fund #657	1.000	0.01%	20,223.61	0.00	20,223.61	0.00
Purchase	05/18/2022	316175603	17,665.67	Fidelity Institutional Government MMKT Fund #657	1.000	0.01%	17,665.67	0.00	17,665.67	0.00
Purchase	05/19/2022	316175603	101,131.67	Fidelity Institutional Government MMKT Fund #657	1.000	0.01%	101,131.67	0.00	101,131.67	0.00
Purchase	05/20/2022	316175603	358,649.81	Fidelity Institutional Government MMKT Fund #657	1.000	0.01%	358,649.81	0.00	358,649.81	0.00
Purchase	05/20/2022	316175603	435.42	Fidelity Institutional Government MMKT Fund #657	1.000	0.01%	435.42	0.00	435.42	0.00
Purchase	05/20/2022	316175603	144.92	Fidelity Institutional Government MMKT Fund #657	1.000	0.01%	144.92	0.00	144.92	0.00
Purchase	05/20/2022	316175603	113.75	Fidelity Institutional Government MMKT Fund #657	1.000	0.01%	113.75	0.00	113.75	0.00
Purchase	05/20/2022	316175603	15,729.89	Fidelity Institutional Government MMKT Fund #657	1.000	0.01%	15,729.89	0.00	15,729.89	0.00

Transaction Ledger

As of June 30, 2022

City of Alameda - Account #270

June 30, 2021 through June 30, 2022

Transaction Type	Settlement Date	CUSIP	Quantity	Security Description	Price	Acq/Disp Yield	Amount	Interest Pur/Sold	Total Amount	Gain/Loss
Purchase	05/20/2022	6174468Q5	250,000.00	Morgan Stanley Callable Note Cont 4/28/2025 2.188% Due: 04/28/2026	94.461	4.05%	236,152.50	334.28	236,486.78	0.00
Purchase	05/22/2022	316175603	593.75	Fidelity Institutional Government MMKT Fund #657	1.000	0.01%	593.75	0.00	593.75	0.00
Purchase	05/23/2022	316175603	28.13	Fidelity Institutional Government MMKT Fund #657	1.000	0.01%	28.13	0.00	28.13	0.00
Purchase	05/23/2022	316175603	121.00	Fidelity Institutional Government MMKT Fund #657	1.000	0.01%	121.00	0.00	121.00	0.00
Purchase	05/24/2022	02582JIT8	450,000.00	American Express Credit Trust 2022-2 A 3.39% Due: 05/17/2027	99.978	3.42%	449,900.46	0.00	449,900.46	0.00
Purchase	05/25/2022	316175603	83.88	Fidelity Institutional Government MMKT Fund #657	1.000	0.01%	83.88	0.00	83.88	0.00
Purchase	05/25/2022	316175603	151.25	Fidelity Institutional Government MMKT Fund #657	1.000	0.01%	151.25	0.00	151.25	0.00
Purchase	05/31/2022	316175603	2,062.50	Fidelity Institutional Government MMKT Fund #657	1.000	0.35%	2,062.50	0.00	2,062.50	0.00
Purchase	06/01/2022	316175603	2,204.20	Fidelity Institutional Government MMKT Fund #657	1.000	0.35%	2,204.20	0.00	2,204.20	0.00
Purchase	06/01/2022	316175603	34.07	Fidelity Institutional Government MMKT Fund #657	1.000	0.35%	34.07	0.00	34.07	0.00
Purchase	06/08/2022	316175603	12,656.25	Fidelity Institutional Government MMKT Fund #657	1.000	0.35%	12,656.25	0.00	12,656.25	0.00
Purchase	06/10/2022	316175603	64,156.03	Fidelity Institutional Government MMKT Fund #657	1.000	0.35%	64,156.03	0.00	64,156.03	0.00
Purchase	06/10/2022	91282CEF4	500,000.00	US Treasury Note 2.5% Due: 03/31/2027	97.551	3.05%	487,753.91	2,424.86	490,178.77	0.00
Purchase	06/10/2022	91282CET4	500,000.00	US Treasury Note 2.625% Due: 05/31/2027	97.965	3.07%	489,824.22	358.61	490,182.83	0.00
Purchase	06/14/2022	316175603	14,375.00	Fidelity Institutional Government MMKT Fund #657	1.000	0.35%	14,375.00	0.00	14,375.00	0.00

Transaction Ledger

As of June 30, 2022

City of Alameda - Account #270

June 30, 2021 through June 30, 2022

Transaction Type	Settlement Date	CUSIP	Quantity	Security Description	Price	Acq/Disp Yield	Amount	Interest Pur/Sold	Total Amount	Gain/Loss
Purchase	06/15/2022	316175603	11,588.74	Fidelity Institutional Government MMKT Fund #657	1.000	0.35%	11,588.74	0.00	11,588.74	0.00
Purchase	06/15/2022	316175603	12,294.66	Fidelity Institutional Government MMKT Fund #657	1.000	0.35%	12,294.66	0.00	12,294.66	0.00
Purchase	06/15/2022	316175603	16,898.76	Fidelity Institutional Government MMKT Fund #657	1.000	0.35%	16,898.76	0.00	16,898.76	0.00
Purchase	06/15/2022	316175603	13,685.15	Fidelity Institutional Government MMKT Fund #657	1.000	0.35%	13,685.15	0.00	13,685.15	0.00
Purchase	06/15/2022	316175603	91.00	Fidelity Institutional Government MMKT Fund #657	1.000	0.35%	91.00	0.00	91.00	0.00
Purchase	06/15/2022	316175603	354.04	Fidelity Institutional Government MMKT Fund #657	1.000	0.35%	354.04	0.00	354.04	0.00
Purchase	06/15/2022	316175603	91.71	Fidelity Institutional Government MMKT Fund #657	1.000	0.35%	91.71	0.00	91.71	0.00
Purchase	06/15/2022	316175603	99.67	Fidelity Institutional Government MMKT Fund #657	1.000	0.35%	99.67	0.00	99.67	0.00
Purchase	06/15/2022	316175603	889.88	Fidelity Institutional Government MMKT Fund #657	1.000	0.35%	889.88	0.00	889.88	0.00
Purchase	06/15/2022	316175603	423.00	Fidelity Institutional Government MMKT Fund #657	1.000	0.35%	423.00	0.00	423.00	0.00
Purchase	06/15/2022	316175603	814.00	Fidelity Institutional Government MMKT Fund #657	1.000	0.35%	814.00	0.00	814.00	0.00
Purchase	06/15/2022	316175603	74.00	Fidelity Institutional Government MMKT Fund #657	1.000	0.35%	74.00	0.00	74.00	0.00
Purchase	06/15/2022	316175603	319.00	Fidelity Institutional Government MMKT Fund #657	1.000	0.35%	319.00	0.00	319.00	0.00
Purchase	06/15/2022	316175603	54.00	Fidelity Institutional Government MMKT Fund #657	1.000	0.35%	54.00	0.00	54.00	0.00
Purchase	06/15/2022	316175603	8,578.30	Fidelity Institutional Government MMKT Fund #657	1.000	0.35%	8,578.30	0.00	8,578.30	0.00
Purchase	06/15/2022	316175603	16,633.96	Fidelity Institutional Government MMKT Fund #657	1.000	0.35%	16,633.96	0.00	16,633.96	0.00

Transaction Ledger

As of June 30, 2022

City of Alameda - Account #270

June 30, 2021 through June 30, 2022

Transaction Type	Settlement Date	CUSIP	Quantity	Security Description	Price	Acq/Disp Yield	Amount	Interest Pur/Sold	Total Amount	Gain/Loss
Purchase	06/15/2022	316175603	4,591.22	Fidelity Institutional Government MMKT Fund #657	1.000	0.35%	4,591.22	0.00	4,591.22	0.00
Purchase	06/15/2022	316175603	5,186.89	Fidelity Institutional Government MMKT Fund #657	1.000	0.35%	5,186.89	0.00	5,186.89	0.00
Purchase	06/15/2022	316175603	918.47	Fidelity Institutional Government MMKT Fund #657	1.000	0.35%	918.47	0.00	918.47	0.00
Purchase	06/16/2022	316175603	115.50	Fidelity Institutional Government MMKT Fund #657	1.000	0.35%	115.50	0.00	115.50	0.00
Purchase	06/16/2022	316175603	70.83	Fidelity Institutional Government MMKT Fund #657	1.000	0.35%	70.83	0.00	70.83	0.00
Purchase	06/17/2022	316175603	2,562.50	Fidelity Institutional Government MMKT Fund #657	1.000	0.35%	2,562.50	0.00	2,562.50	0.00
Purchase	06/18/2022	316175603	4,275.00	Fidelity Institutional Government MMKT Fund #657	1.000	0.35%	4,275.00	0.00	4,275.00	0.00
Purchase	06/19/2022	316175603	8,797.50	Fidelity Institutional Government MMKT Fund #657	1.000	0.35%	8,797.50	0.00	8,797.50	0.00
Purchase	06/21/2022	316175603	28.13	Fidelity Institutional Government MMKT Fund #657	1.000	0.35%	28.13	0.00	28.13	0.00
Purchase	06/21/2022	316175603	121.00	Fidelity Institutional Government MMKT Fund #657	1.000	0.35%	121.00	0.00	121.00	0.00
Purchase	06/21/2022	316175603	144.92	Fidelity Institutional Government MMKT Fund #657	1.000	0.35%	144.92	0.00	144.92	0.00
Purchase	06/21/2022	316175603	113.75	Fidelity Institutional Government MMKT Fund #657	1.000	0.35%	113.75	0.00	113.75	0.00
Purchase	06/21/2022	316175603	435.42	Fidelity Institutional Government MMKT Fund #657	1.000	0.35%	435.42	0.00	435.42	0.00
Purchase	06/21/2022	316175603	16,482.80	Fidelity Institutional Government MMKT Fund #657	1.000	0.35%	16,482.80	0.00	16,482.80	0.00
Purchase	06/21/2022	316175603	15,347.08	Fidelity Institutional Government MMKT Fund #657	1.000	0.35%	15,347.08	0.00	15,347.08	0.00
Purchase	06/23/2022	316175603	1,235.48	Fidelity Institutional Government MMKT Fund #657	1.000	0.35%	1,235.48	0.00	1,235.48	0.00

Transaction Ledger

As of June 30, 2022

City of Alameda - Account #270

June 30, 2021 through June 30, 2022

Transaction Type	Settlement Date	CUSIP	Quantity	Security Description	Price	Acq/Disp Yield	Amount	Interest Pur/Sold	Total Amount	Gain/Loss
Purchase	06/27/2022	316175603	608.56	Fidelity Institutional Government MMKT Fund #657	1.000	0.35%	608.56	0.00	608.56	0.00
Purchase	06/27/2022	316175603	83.88	Fidelity Institutional Government MMKT Fund #657	1.000	0.35%	83.88	0.00	83.88	0.00
Purchase	06/27/2022	316175603	151.25	Fidelity Institutional Government MMKT Fund #657	1.000	0.35%	151.25	0.00	151.25	0.00
Purchase	06/29/2022	02582JIR2	275,000.00	American Express 2021-1 A 0.9% Due: 11/15/2026	93.867	3.62%	258,134.77	96.25	258,231.02	0.00
Purchase	06/30/2022	316175603	14,593.75	Fidelity Institutional Government MMKT Fund #657	1.000	0.95%	14,593.75	0.00	14,593.75	0.00
Subtotal			23,335,357.78				23,268,350.55	13,939.77	23,282,290.32	0.00
Security Contribution	12/02/2021	316175603	2.72	Fidelity Institutional Government MMKT Fund #657	1.000		2.72	0.00	2.72	0.00
Subtotal			2.72				2.72	0.00	2.72	0.00
Short Sale	07/12/2021	316175603	-99,949.00	Fidelity Institutional Government MMKT Fund #657	1.000		-99,949.00	0.00	-99,949.00	0.00
Short Sale	08/12/2021	316175603	-502,550.69	Fidelity Institutional Government MMKT Fund #657	1.000		-502,550.69	0.00	-502,550.69	0.00
Short Sale	08/18/2021	316175603	-349,995.24	Fidelity Institutional Government MMKT Fund #657	1.000		-349,995.24	0.00	-349,995.24	0.00
Short Sale	09/15/2021	316175603	-249,697.50	Fidelity Institutional Government MMKT Fund #657	1.000		-249,697.50	0.00	-249,697.50	0.00
Short Sale	09/17/2021	316175603	-124,763.75	Fidelity Institutional Government MMKT Fund #657	1.000		-124,763.75	0.00	-124,763.75	0.00
Short Sale	10/21/2021	316175603	-124,996.81	Fidelity Institutional Government MMKT Fund #657	1.000		-124,996.81	0.00	-124,996.81	0.00
Short Sale	11/17/2021	316175603	-119,973.22	Fidelity Institutional Government MMKT Fund #657	1.000		-119,973.22	0.00	-119,973.22	0.00

Transaction Ledger

As of June 30, 2022

City of Alameda - Account #270

June 30, 2021 through June 30, 2022

Transaction Type	Settlement Date	CUSIP	Quantity	Security Description	Price	Acq/Disp Yield	Amount	Interest Pur/Sold	Total Amount	Gain/Loss
Short Sale	12/09/2021	316175603	-148,801.81	Fidelity Institutional Government MMKT Fund #657	1.000		-148,801.81	0.00	-148,801.81	0.00
Short Sale	12/16/2021	316175603	-681,629.51	Fidelity Institutional Government MMKT Fund #657	1.000		-681,629.51	0.00	-681,629.51	0.00
Short Sale	01/13/2022	316175603	-439,410.40	Fidelity Institutional Government MMKT Fund #657	1.000		-439,410.40	0.00	-439,410.40	0.00
Short Sale	01/19/2022	316175603	-274,965.77	Fidelity Institutional Government MMKT Fund #657	1.000		-274,965.77	0.00	-274,965.77	0.00
Short Sale	01/24/2022	316175603	-289,507.00	Fidelity Institutional Government MMKT Fund #657	1.000		-289,507.00	0.00	-289,507.00	0.00
Short Sale	02/23/2022	316175603	-544,957.03	Fidelity Institutional Government MMKT Fund #657	1.000		-544,957.03	0.00	-544,957.03	0.00
Short Sale	03/15/2022	316175603	-584,888.85	Fidelity Institutional Government MMKT Fund #657	1.000		-584,888.85	0.00	-584,888.85	0.00
Short Sale	04/14/2022	316175603	-259,903.80	Fidelity Institutional Government MMKT Fund #657	1.000		-259,903.80	0.00	-259,903.80	0.00
Short Sale	05/18/2022	316175603	-174,990.90	Fidelity Institutional Government MMKT Fund #657	1.000		-174,990.90	0.00	-174,990.90	0.00
Short Sale	05/24/2022	316175603	-449,900.46	Fidelity Institutional Government MMKT Fund #657	1.000		-449,900.46	0.00	-449,900.46	0.00
Subtotal			-5,420,881.74				-5,420,881.74	0.00	-5,420,881.74	0.00
TOTAL ACQUISITIONS			17,914,478.76				17,847,471.53	13,939.77	17,861,411.30	0.00
DISPOSITIONS										
Closing Purchase	07/12/2021	316175603	-99,949.00	Fidelity Institutional Government MMKT Fund #657	1.000		-99,949.00	0.00	-99,949.00	0.00
Closing Purchase	08/12/2021	316175603	-502,550.69	Fidelity Institutional Government MMKT Fund #657	1.000		-502,550.69	0.00	-502,550.69	0.00

Transaction Ledger

As of June 30, 2022

City of Alameda - Account #270

June 30, 2021 through June 30, 2022

Transaction Type	Settlement Date	CUSIP	Quantity	Security Description	Price	Acq/Disp Yield	Amount	Interest Pur/Sold	Total Amount	Gain/Loss
Closing Purchase	08/18/2021	316175603	-349,995.24	Fidelity Institutional Government MMKT Fund #657	1.000		-349,995.24	0.00	-349,995.24	0.00
Closing Purchase	09/15/2021	316175603	-249,697.50	Fidelity Institutional Government MMKT Fund #657	1.000		-249,697.50	0.00	-249,697.50	0.00
Closing Purchase	09/17/2021	316175603	-124,763.75	Fidelity Institutional Government MMKT Fund #657	1.000		-124,763.75	0.00	-124,763.75	0.00
Closing Purchase	10/21/2021	316175603	-124,996.81	Fidelity Institutional Government MMKT Fund #657	1.000		-124,996.81	0.00	-124,996.81	0.00
Closing Purchase	11/17/2021	316175603	-119,973.22	Fidelity Institutional Government MMKT Fund #657	1.000		-119,973.22	0.00	-119,973.22	0.00
Closing Purchase	12/09/2021	316175603	-148,801.81	Fidelity Institutional Government MMKT Fund #657	1.000		-148,801.81	0.00	-148,801.81	0.00
Closing Purchase	12/17/2021	316175603	-681,629.51	Fidelity Institutional Government MMKT Fund #657	1.000		-681,629.51	0.00	-681,629.51	0.00
Closing Purchase	01/13/2022	316175603	-439,410.40	Fidelity Institutional Government MMKT Fund #657	1.000		-439,410.40	0.00	-439,410.40	0.00
Closing Purchase	01/19/2022	316175603	-274,965.77	Fidelity Institutional Government MMKT Fund #657	1.000		-274,965.77	0.00	-274,965.77	0.00
Closing Purchase	01/24/2022	316175603	-289,507.00	Fidelity Institutional Government MMKT Fund #657	1.000		-289,507.00	0.00	-289,507.00	0.00
Closing Purchase	02/23/2022	316175603	-544,957.03	Fidelity Institutional Government MMKT Fund #657	1.000		-544,957.03	0.00	-544,957.03	0.00
Closing Purchase	03/15/2022	316175603	-584,888.85	Fidelity Institutional Government MMKT Fund #657	1.000		-584,888.85	0.00	-584,888.85	0.00
Closing Purchase	04/14/2022	316175603	-259,903.80	Fidelity Institutional Government MMKT Fund #657	1.000		-259,903.80	0.00	-259,903.80	0.00
Closing Purchase	05/18/2022	316175603	-174,990.90	Fidelity Institutional Government MMKT Fund #657	1.000		-174,990.90	0.00	-174,990.90	0.00
Closing Purchase	05/24/2022	316175603	-449,900.46	Fidelity Institutional Government MMKT Fund #657	1.000		-449,900.46	0.00	-449,900.46	0.00
Subtotal			-5,420,881.74				-5,420,881.74	0.00	-5,420,881.74	0.00

Transaction Ledger

As of June 30, 2022

City of Alameda - Account #270

June 30, 2021 through June 30, 2022

Transaction Type	Settlement Date	CUSIP	Quantity	Security Description	Price	Acq/Disp Yield	Amount	Interest Pur/Sold	Total Amount	Gain/Loss
Sale	07/12/2021	316175603	99,949.00	Fidelity Institutional Government MMKT Fund #657	1.000	0.01%	99,949.00	0.00	99,949.00	0.00
Sale	07/20/2021	06051GHF9	200,000.00	Bank of America Corp Callable Note 1X 3/5/2023 3.55% Due: 03/05/2024	104.730	2.99%	209,460.00	2,662.50	212,122.50	9,032.03
Sale	07/20/2021	316175603	38,616.45	Fidelity Institutional Government MMKT Fund #657	1.000	0.01%	38,616.45	0.00	38,616.45	0.00
Sale	07/21/2021	316175603	209,981.27	Fidelity Institutional Government MMKT Fund #657	1.000	0.01%	209,981.27	0.00	209,981.27	0.00
Sale	07/27/2021	316175603	147,323.26	Fidelity Institutional Government MMKT Fund #657	1.000	0.01%	147,323.26	0.00	147,323.26	0.00
Sale	07/27/2021	404280BS7	300,000.00	HSBC Holdings PLC Callable Note 1X 5/18/2023 3.95% Due: 05/18/2024	105.974	2.18%	317,922.00	2,271.25	320,193.25	8,839.85
Sale	08/12/2021	3130AF5B9	720,000.00	FHLB Note 3% Due: 10/12/2021	100.489	2.91%	723,520.80	7,200.00	730,720.80	3,415.09
Sale	08/12/2021	316175603	502,550.69	Fidelity Institutional Government MMKT Fund #657	1.000	0.01%	502,550.69	0.00	502,550.69	0.00
Sale	08/18/2021	316175603	349,995.24	Fidelity Institutional Government MMKT Fund #657	1.000	0.01%	349,995.24	0.00	349,995.24	0.00
Sale	09/14/2021	3130AF5B9	280,000.00	FHLB Note 3% Due: 10/12/2021	100.230	2.91%	280,644.00	3,546.67	284,190.67	625.13
Sale	09/15/2021	316175603	154,984.00	Fidelity Institutional Government MMKT Fund #657	1.000	0.01%	154,984.00	0.00	154,984.00	0.00
Sale	09/15/2021	316175603	249,697.50	Fidelity Institutional Government MMKT Fund #657	1.000	0.01%	249,697.50	0.00	249,697.50	0.00
Sale	09/17/2021	316175603	124,763.75	Fidelity Institutional Government MMKT Fund #657	1.000	0.01%	124,763.75	0.00	124,763.75	0.00
Sale	09/17/2021	404280BS7	250,000.00	HSBC Holdings PLC Callable Note 1X 5/18/2023 3.95% Due: 05/18/2024	105.533	2.18%	263,832.50	3,264.24	267,096.74	6,647.62

Transaction Ledger

As of June 30, 2022

City of Alameda - Account #270

June 30, 2021 through June 30, 2022

Transaction Type	Settlement Date	CUSIP	Quantity	Security Description	Price	Acq/Disp Yield	Amount	Interest Pur/Sold	Total Amount	Gain/Loss
Sale	09/20/2021	316175603	258,696.01	Fidelity Institutional Government MMKT Fund #657	1.000	0.01%	258,696.01	0.00	258,696.01	0.00
Sale	10/07/2021	24422ETL3	237,000.00	John Deere Capital Corp Note 2.65% Due: 01/06/2022	100.590	3.12%	238,398.30	1,587.57	239,985.87	1,656.44
Sale	10/07/2021	316175603	40,203.78	Fidelity Institutional Government MMKT Fund #657	1.000	0.01%	40,203.78	0.00	40,203.78	0.00
Sale	10/07/2021	912828F96	225,000.00	US Treasury Note 2% Due: 10/31/2021	100.129	1.94%	225,290.04	1,956.52	227,246.56	281.88
Sale	10/13/2021	316175603	71,715.99	Fidelity Institutional Government MMKT Fund #657	1.000	0.01%	71,715.99	0.00	71,715.99	0.00
Sale	10/13/2021	912828J43	420,000.00	US Treasury Note 1.75% Due: 02/28/2022	100.648	2.14%	422,723.44	873.07	423,596.51	3,302.16
Sale	10/19/2021	912828J43	555,000.00	US Treasury Note 1.75% Due: 02/28/2022	100.617	2.14%	558,425.39	1,314.68	559,740.07	4,156.88
Sale	10/19/2021	912828XG0	50,000.00	US Treasury Note 2.125% Due: 06/30/2022	101.438	1.82%	50,718.75	320.48	51,039.23	617.44
Sale	10/21/2021	316175603	124,996.81	Fidelity Institutional Government MMKT Fund #657	1.000	0.01%	124,996.81	0.00	124,996.81	0.00
Sale	11/15/2021	316175603	154,996.70	Fidelity Institutional Government MMKT Fund #657	1.000	0.01%	154,996.70	0.00	154,996.70	0.00
Sale	11/15/2021	912828XG0	120,000.00	US Treasury Note 2.125% Due: 06/30/2022	101.285	1.82%	121,542.19	956.25	122,498.44	1,324.90
Sale	11/16/2021	912828XG0	780,000.00	US Treasury Note 2.125% Due: 06/30/2022	101.273	1.82%	789,932.81	6,260.67	796,193.48	8,526.63
Sale	11/17/2021	316175603	507,161.63	Fidelity Institutional Government MMKT Fund #657	1.000	0.01%	507,161.63	0.00	507,161.63	0.00
Sale	11/17/2021	316175603	119,973.22	Fidelity Institutional Government MMKT Fund #657	1.000	0.01%	119,973.22	0.00	119,973.22	0.00
Sale	11/24/2021	316175603	164,965.22	Fidelity Institutional Government MMKT Fund #657	1.000	0.01%	164,965.22	0.00	164,965.22	0.00
Sale	12/02/2021	316175603	258,681.94	Fidelity Institutional Government MMKT Fund #657	1.000	0.01%	258,681.94	0.00	258,681.94	0.00

Transaction Ledger

As of June 30, 2022

City of Alameda - Account #270

June 30, 2021 through June 30, 2022

Transaction Type	Settlement Date	CUSIP	Quantity	Security Description	Price	Acq/Disp Yield	Amount	Interest Pur/Sold	Total Amount	Gain/Loss
Sale	12/06/2021	316175603	5,767.33	Fidelity Institutional Government MMKT Fund #657	1.000	0.01%	5,767.33	0.00	5,767.33	0.00
Sale	12/06/2021	4581X0CW6	300,000.00	Inter-American Dev Bank Note 2.125% Due: 01/18/2022	100.231	2.15%	300,693.00	2,443.75	303,136.75	701.69
Sale	12/09/2021	316175603	148,801.81	Fidelity Institutional Government MMKT Fund #657	1.000	0.01%	148,801.81	0.00	148,801.81	0.00
Sale	12/09/2021	4581X0CW6	150,000.00	Inter-American Dev Bank Note 2.125% Due: 01/18/2022	100.208	2.15%	150,312.00	1,248.44	151,560.44	316.04
Sale	12/16/2021	4581X0CW6	465,000.00	Inter-American Dev Bank Note 2.125% Due: 01/18/2022	100.175	2.15%	465,813.29	4,062.29	469,875.58	823.63
Sale	12/16/2021	912828L57	170,000.00	US Treasury Note 1.75% Due: 09/30/2022	101.203	1.99%	172,045.31	629.33	172,674.64	2,345.73
Sale	12/17/2021	316175603	681,629.51	Fidelity Institutional Government MMKT Fund #657	1.000	0.01%	681,629.51	0.00	681,629.51	0.00
Sale	01/13/2022	316175603	439,410.40	Fidelity Institutional Government MMKT Fund #657	1.000	0.01%	439,410.40	0.00	439,410.40	0.00
Sale	01/13/2022	912828L57	455,000.00	US Treasury Note 1.75% Due: 09/30/2022	100.992	1.99%	459,514.45	2,296.88	461,811.33	5,240.33
Sale	01/13/2022	912828N30	100,000.00	US Treasury Note 2.125% Due: 12/31/2022	101.566	2.46%	101,566.41	76.31	101,642.72	1,870.44
Sale	01/19/2022	316175603	274,965.77	Fidelity Institutional Government MMKT Fund #657	1.000	0.01%	274,965.77	0.00	274,965.77	0.00
Sale	01/24/2022	316175603	289,507.00	Fidelity Institutional Government MMKT Fund #657	1.000	0.01%	289,507.00	0.00	289,507.00	0.00
Sale	01/24/2022	69353RFE3	250,000.00	PNC Bank Callable Note Cont 6/28/2022 2.45% Due: 07/28/2022	100.836	2.45%	252,090.00	2,994.44	255,084.44	2,092.28
Sale	02/07/2022	69353RFE3	390,000.00	PNC Bank Callable Note Cont 6/28/2022 2.45% Due: 07/28/2022	100.761	2.45%	392,967.90	238.88	393,206.78	2,971.19
Sale	02/18/2022	4581X0CZ9	350,000.00	Inter-American Dev Bank Note 1.75% Due: 09/14/2022	100.498	2.40%	351,743.00	2,620.14	354,363.14	2,717.93
Sale	02/23/2022	316175603	544,957.03	Fidelity Institutional Government MMKT Fund #657	1.000	0.01%	544,957.03	0.00	544,957.03	0.00

Transaction Ledger

As of June 30, 2022

City of Alameda - Account #270

June 30, 2021 through June 30, 2022

Transaction Type	Settlement Date	CUSIP	Quantity	Security Description	Price	Acq/Disp Yield	Amount	Interest Pur/Sold	Total Amount	Gain/Loss
Sale	02/24/2022	316175603	112,370.22	Fidelity Institutional Government MMKT Fund #657	1.000	0.01%	112,370.22	0.00	112,370.22	0.00
Sale	02/24/2022	4581X0CZ9	400,000.00	Inter-American Dev Bank Note 1.75% Due: 09/14/2022	100.498	2.40%	401,992.00	3,111.11	405,103.11	3,074.06
Sale	03/09/2022	3130A3KM5	255,000.00	FHLB Note 2.5% Due: 12/09/2022	101.100	2.83%	257,805.00	1,593.75	259,398.75	3,394.98
Sale	03/09/2022	3135G0T94	300,000.00	FNMA Note 2.375% Due: 01/19/2023	101.106	2.71%	303,318.90	989.58	304,308.48	4,120.59
Sale	03/11/2022	912828N30	650,000.00	US Treasury Note 2.125% Due: 12/31/2022	100.824	2.46%	655,357.42	2,670.93	658,028.35	7,013.59
Sale	03/15/2022	316175603	584,888.85	Fidelity Institutional Government MMKT Fund #657	1.000	0.01%	584,888.85	0.00	584,888.85	0.00
Sale	03/16/2022	316175603	439,983.06	Fidelity Institutional Government MMKT Fund #657	1.000	0.01%	439,983.06	0.00	439,983.06	0.00
Sale	03/16/2022	316175603	164,963.50	Fidelity Institutional Government MMKT Fund #657	1.000	0.01%	164,963.50	0.00	164,963.50	0.00
Sale	04/04/2022	69371RP59	450,000.00	Paccar Financial Corp Note 3.4% Due: 08/09/2023	101.510	3.41%	456,795.00	2,337.50	459,132.50	6,844.71
Sale	04/07/2022	316175603	484,873.90	Fidelity Institutional Government MMKT Fund #657	1.000	0.01%	484,873.90	0.00	484,873.90	0.00
Sale	04/12/2022	037833AK6	430,000.00	Apple Inc Note 2.4% Due: 05/03/2023	100.321	3.54%	431,389.00	4,558.00	435,947.00	6,138.18
Sale	04/13/2022	316175603	144,996.61	Fidelity Institutional Government MMKT Fund #657	1.000	0.01%	144,996.61	0.00	144,996.61	0.00
Sale	04/14/2022	316175603	259,903.80	Fidelity Institutional Government MMKT Fund #657	1.000	0.01%	259,903.80	0.00	259,903.80	0.00
Sale	04/26/2022	316175603	145,964.27	Fidelity Institutional Government MMKT Fund #657	1.000	0.01%	145,964.27	0.00	145,964.27	0.00
Sale	05/06/2022	912828N30	150,000.00	US Treasury Note 2.125% Due: 12/31/2022	100.285	2.46%	150,427.73	1,109.46	151,537.19	737.37
Sale	05/10/2022	316175603	219,643.60	Fidelity Institutional Government MMKT Fund #657	1.000	0.01%	219,643.60	0.00	219,643.60	0.00

Transaction Ledger

As of June 30, 2022

City of Alameda - Account #270

June 30, 2021 through June 30, 2022

Transaction Type	Settlement Date	CUSIP	Quantity	Security Description	Price	Acq/Disp Yield	Amount	Interest Pur/Sold	Total Amount	Gain/Loss
Sale	05/18/2022	3135G0T94	20,000.00	FNMA Note 2.375% Due: 01/19/2023	100.333	2.71%	20,066.60	157.01	20,223.61	108.21
Sale	05/18/2022	316175603	174,990.90	Fidelity Institutional Government MMKT Fund #657	1.000	0.01%	174,990.90	0.00	174,990.90	0.00
Sale	05/19/2022	3135G0T94	100,000.00	FNMA Note 2.375% Due: 01/19/2023	100.340	2.71%	100,340.00	791.67	101,131.67	547.19
Sale	05/20/2022	06406RAJ6	585,000.00	Bank of NY Mellon Corp Note 3.45% Due: 08/11/2023	100.784	2.79%	589,586.40	5,550.19	595,136.59	122.21
Sale	05/24/2022	316175603	449,900.46	Fidelity Institutional Government MMKT Fund #657	1.000	0.01%	449,900.46	0.00	449,900.46	0.00
Sale	06/10/2022	3135G0T94	530,000.00	FNMA Note 2.375% Due: 01/19/2023	100.228	2.71%	531,206.28	4,930.10	536,136.38	2,205.78
Sale	06/10/2022	3137EAEN5	500,000.00	FHLMC Note 2.75% Due: 06/19/2023	100.370	2.86%	501,850.00	6,531.25	508,381.25	2,373.85
Sale	06/29/2022	316175603	258,231.02	Fidelity Institutional Government MMKT Fund #657	1.000	0.35%	258,231.02	0.00	258,231.02	0.00
Subtotal			20,542,001.50				20,654,291.41	83,154.91	20,737,446.32	104,186.03
Call	07/08/2021	594918BP8	420,000.00	Microsoft Callable Note Cont 7/8/2021 1.55% Due: 08/08/2021	100.000	1.58%	420,000.00	2,712.50	422,712.50	0.00
Subtotal			420,000.00				420,000.00	2,712.50	422,712.50	0.00
Paydown	07/15/2021	43813DAC2	0.00	Honda Auto Receivables 2020-2 A3 0.82% Due: 07/15/2024	100.000		0.00	109.33	109.33	0.00
Paydown	07/15/2021	43815NAC8	27,639.78	Honda Auto Receivables Trust 2019-3 A3 1.78% Due: 08/15/2023	100.000		27,639.78	485.54	28,125.32	0.00
Paydown	07/15/2021	477870AC3	6,737.85	John Deere Owner Trust 2019-B A3 2.21% Due: 12/15/2023	100.000		6,737.85	232.85	6,970.70	0.00
Paydown	07/15/2021	47787NAC3	0.00	John Deere Owner Trust 2020-B A3 0.51% Due: 11/15/2024	100.000		0.00	51.00	51.00	0.00

Transaction Ledger

As of June 30, 2022

City of Alameda - Account #270

June 30, 2021 through June 30, 2022

Transaction Type	Settlement Date	CUSIP	Quantity	Security Description	Price	Acq/Disp Yield	Amount	Interest Pur/Sold	Total Amount	Gain/Loss
Paydown	07/15/2021	47788EAC2	10,136.09	John Deere Owner Trust 2018-B A3 3.08% Due: 11/15/2022	100.000		10,136.09	138.31	10,274.40	0.00
Paydown	07/15/2021	47788UAC6	0.00	John Deere Owner Trust 2021-A A3 0.36% Due: 09/15/2025	100.000		0.00	54.00	54.00	0.00
Paydown	07/15/2021	47789JAD8	14,164.73	John Deere Owner Trust 2019-A A3 2.91% Due: 07/17/2023	100.000		14,164.73	410.72	14,575.45	0.00
Paydown	07/15/2021	47789KAC7	0.00	John Deere Owner Trust 2020-A A3 1.1% Due: 08/15/2024	100.000		0.00	238.33	238.33	0.00
Paydown	07/15/2021	58769EAC2	0.00	Mercedes-Benz Auto Lease Trust 2020-B A3 0.4% Due: 11/15/2023	100.000		0.00	53.33	53.33	0.00
Paydown	07/15/2021	65479JAD5	10,448.29	Nissan Auto Receivables Owner 2019-C A3 1.93% Due: 07/15/2024	100.000		10,448.29	595.08	11,043.37	0.00
Paydown	07/15/2021	89236XAC0	0.00	Toyota Auto Receivables 2020-D A3 0.35% Due: 01/15/2025	100.000		0.00	61.25	61.25	0.00
Paydown	07/15/2021	89240BAC2	0.00	Toyota Auto Receivables Owners 2021-A A3 0.26% Due: 05/15/2025	100.000		0.00	99.67	99.67	0.00
Paydown	07/19/2021	43813KAC6	0.00	Honda Auto Receivables Trust 2020-3 A3 0.37% Due: 10/18/2024	100.000		0.00	81.71	81.71	0.00
Paydown	07/20/2021	92290BAA9	0.00	Verizon Owner Trust 2020-B A 0.47% Due: 02/20/2025	100.000		0.00	144.92	144.92	0.00
Paydown	07/20/2021	92348AAA3	0.00	Verizon Owner Trust 2019-C A1A 1.94% Due: 04/22/2024	100.000		0.00	388.00	388.00	0.00
Paydown	07/21/2021	43813GAC5	0.00	Honda Auto Receivables Trust 2021-1 A3 0.27% Due: 04/21/2025	100.000		0.00	28.13	28.13	0.00
Paydown	07/21/2021	43815HAC1	16,018.43	Honda Auto Receivables Trust 2018-3 A3 2.95% Due: 08/22/2022	100.000		16,018.43	161.23	16,179.66	0.00
Paydown	08/16/2021	43813DAC2	0.00	Honda Auto Receivables 2020-2 A3 0.82% Due: 07/15/2024	100.000		0.00	109.33	109.33	0.00
Paydown	08/16/2021	43815NAC8	25,586.19	Honda Auto Receivables Trust 2019-3 A3 1.78% Due: 08/15/2023	100.000		25,586.19	444.55	26,030.74	0.00

Transaction Ledger

As of June 30, 2022

City of Alameda - Account #270

June 30, 2021 through June 30, 2022

Transaction Type	Settlement Date	CUSIP	Quantity	Security Description	Price	Acq/Disp Yield	Amount	Interest Pur/Sold	Total Amount	Gain/Loss
Paydown	08/16/2021	477870AC3	9,775.46	John Deere Owner Trust 2019-B A3 2.21% Due: 12/15/2023	100.000		9,775.46	220.44	9,995.90	0.00
Paydown	08/16/2021	47787NAC3	0.00	John Deere Owner Trust 2020-B A3 0.51% Due: 11/15/2024	100.000		0.00	51.00	51.00	0.00
Paydown	08/16/2021	47788EAC2	14,432.03	John Deere Owner Trust 2018-B A3 3.08% Due: 11/15/2022	100.000		14,432.03	112.29	14,544.32	0.00
Paydown	08/16/2021	47788UAC6	0.00	John Deere Owner Trust 2021-A A3 0.36% Due: 09/15/2025	100.000		0.00	54.00	54.00	0.00
Paydown	08/16/2021	47789JAD8	20,369.91	John Deere Owner Trust 2019-A A3 2.91% Due: 07/17/2023	100.000		20,369.91	376.37	20,746.28	0.00
Paydown	08/16/2021	47789KAC7	0.00	John Deere Owner Trust 2020-A A3 1.1% Due: 08/15/2024	100.000		0.00	238.33	238.33	0.00
Paydown	08/16/2021	58769EAC2	0.00	Mercedes-Benz Auto Lease Trust 2020-B A3 0.4% Due: 11/15/2023	100.000		0.00	53.33	53.33	0.00
Paydown	08/16/2021	65479JAD5	26,781.73	Nissan Auto Receivables Owner 2019-C A3 1.93% Due: 07/15/2024	100.000		26,781.73	578.28	27,360.01	0.00
Paydown	08/16/2021	89236XAC0	0.00	Toyota Auto Receivables 2020-D A3 0.35% Due: 01/15/2025	100.000		0.00	61.25	61.25	0.00
Paydown	08/16/2021	89240BAC2	0.00	Toyota Auto Receivables Owners 2021-A A3 0.26% Due: 05/15/2025	100.000		0.00	99.67	99.67	0.00
Paydown	08/18/2021	43813KAC6	0.00	Honda Auto Receivables Trust 2020-3 A3 0.37% Due: 10/18/2024	100.000		0.00	81.71	81.71	0.00
Paydown	08/20/2021	92290BAA9	0.00	Verizon Owner Trust 2020-B A 0.47% Due: 02/20/2025	100.000		0.00	144.92	144.92	0.00
Paydown	08/20/2021	92348AAA3	0.00	Verizon Owner Trust 2019-C A1A 1.94% Due: 04/22/2024	100.000		0.00	388.00	388.00	0.00
Paydown	08/23/2021	43813GAC5	0.00	Honda Auto Receivables Trust 2021-1 A3 0.27% Due: 04/21/2025	100.000		0.00	28.13	28.13	0.00
Paydown	08/23/2021	43815HAC1	15,311.29	Honda Auto Receivables Trust 2018-3 A3 2.95% Due: 08/22/2022	100.000		15,311.29	121.85	15,433.14	0.00

Transaction Ledger

As of June 30, 2022

City of Alameda - Account #270

June 30, 2021 through June 30, 2022

Transaction Type	Settlement Date	CUSIP	Quantity	Security Description	Price	Acq/Disp Yield	Amount	Interest Pur/Sold	Total Amount	Gain/Loss
Paydown	09/15/2021	43813DAC2	0.00	Honda Auto Receivables 2020-2 A3 0.82% Due: 07/15/2024	100.000		0.00	109.33	109.33	0.00
Paydown	09/15/2021	43815NAC8	24,575.54	Honda Auto Receivables Trust 2019-3 A3 1.78% Due: 08/15/2023	100.000		24,575.54	406.59	24,982.13	0.00
Paydown	09/15/2021	477870AC3	7,161.81	John Deere Owner Trust 2019-B A3 2.21% Due: 12/15/2023	100.000		7,161.81	202.44	7,364.25	0.00
Paydown	09/15/2021	47787NAC3	0.00	John Deere Owner Trust 2020-B A3 0.51% Due: 11/15/2024	100.000		0.00	51.00	51.00	0.00
Paydown	09/15/2021	47788EAC2	11,131.38	John Deere Owner Trust 2018-B A3 3.08% Due: 11/15/2022	100.000		11,131.38	75.25	11,206.63	0.00
Paydown	09/15/2021	47788UAC6	0.00	John Deere Owner Trust 2021-A A3 0.36% Due: 09/15/2025	100.000		0.00	54.00	54.00	0.00
Paydown	09/15/2021	47789JAD8	13,763.66	John Deere Owner Trust 2019-A A3 2.91% Due: 07/17/2023	100.000		13,763.66	326.97	14,090.63	0.00
Paydown	09/15/2021	47789KAC7	0.00	John Deere Owner Trust 2020-A A3 1.1% Due: 08/15/2024	100.000		0.00	238.33	238.33	0.00
Paydown	09/15/2021	47789QAC4	0.00	John Deere Owner Trust 2021-B A3 0.52% Due: 03/16/2026	100.000		0.00	163.80	163.80	0.00
Paydown	09/15/2021	58769EAC2	0.00	Mercedes-Benz Auto Lease Trust 2020-B A3 0.4% Due: 11/15/2023	100.000		0.00	53.33	53.33	0.00
Paydown	09/15/2021	65479JAD5	25,547.02	Nissan Auto Receivables Owner 2019-C A3 1.93% Due: 07/15/2024	100.000		25,547.02	535.20	26,082.22	0.00
Paydown	09/15/2021	89236XAC0	0.00	Toyota Auto Receivables 2020-D A3 0.35% Due: 01/15/2025	100.000		0.00	61.25	61.25	0.00
Paydown	09/15/2021	89240BAC2	0.00	Toyota Auto Receivables Owners 2021-A A3 0.26% Due: 05/15/2025	100.000		0.00	99.67	99.67	0.00
Paydown	09/20/2021	36262XAC8	0.00	GM Financial Auto Lease Trust 2021-3 A2 0.39% Due: 10/21/2024	100.000		0.00	121.33	121.33	0.00
Paydown	09/20/2021	43813KAC6	0.00	Honda Auto Receivables Trust 2020-3 A3 0.37% Due: 10/18/2024	100.000		0.00	81.71	81.71	0.00

Transaction Ledger

As of June 30, 2022

City of Alameda - Account #270

June 30, 2021 through June 30, 2022

Transaction Type	Settlement Date	CUSIP	Quantity	Security Description	Price	Acq/Disp Yield	Amount	Interest Pur/Sold	Total Amount	Gain/Loss
Paydown	09/20/2021	92290BAA9	0.00	Verizon Owner Trust 2020-B A 0.47% Due: 02/20/2025	100.000		0.00	144.92	144.92	0.00
Paydown	09/20/2021	92348AAA3	0.00	Verizon Owner Trust 2019-C A1A 1.94% Due: 04/22/2024	100.000		0.00	388.00	388.00	0.00
Paydown	09/21/2021	43813GAC5	0.00	Honda Auto Receivables Trust 2021-1 A3 0.27% Due: 04/21/2025	100.000		0.00	28.13	28.13	0.00
Paydown	09/21/2021	43815HAC1	14,493.07	Honda Auto Receivables Trust 2018-3 A3 2.95% Due: 08/22/2022	100.000		14,493.07	84.21	14,577.28	0.00
Paydown	10/15/2021	43813DAC2	0.00	Honda Auto Receivables 2020-2 A3 0.82% Due: 07/15/2024	100.000		0.00	109.33	109.33	0.00
Paydown	10/15/2021	43815NAC8	22,893.94	Honda Auto Receivables Trust 2019-3 A3 1.78% Due: 08/15/2023	100.000		22,893.94	370.14	23,264.08	0.00
Paydown	10/15/2021	477870AC3	7,285.61	John Deere Owner Trust 2019-B A3 2.21% Due: 12/15/2023	100.000		7,285.61	189.25	7,474.86	0.00
Paydown	10/15/2021	47787NAC3	0.00	John Deere Owner Trust 2020-B A3 0.51% Due: 11/15/2024	100.000		0.00	51.00	51.00	0.00
Paydown	10/15/2021	47788EAC2	11,534.57	John Deere Owner Trust 2018-B A3 3.08% Due: 11/15/2022	100.000		11,534.57	46.68	11,581.25	0.00
Paydown	10/15/2021	47788UAC6	0.00	John Deere Owner Trust 2021-A A3 0.36% Due: 09/15/2025	100.000		0.00	54.00	54.00	0.00
Paydown	10/15/2021	47789JAD8	15,640.72	John Deere Owner Trust 2019-A A3 2.91% Due: 07/17/2023	100.000		15,640.72	293.59	15,934.31	0.00
Paydown	10/15/2021	47789KAC7	0.00	John Deere Owner Trust 2020-A A3 1.1% Due: 08/15/2024	100.000		0.00	238.33	238.33	0.00
Paydown	10/15/2021	47789QAC4	0.00	John Deere Owner Trust 2021-B A3 0.52% Due: 03/16/2026	100.000		0.00	91.00	91.00	0.00
Paydown	10/15/2021	58769EAC2	0.00	Mercedes-Benz Auto Lease Trust 2020-B A3 0.4% Due: 11/15/2023	100.000		0.00	53.33	53.33	0.00
Paydown	10/15/2021	65479JAD5	23,204.39	Nissan Auto Receivables Owner 2019-C A3 1.93% Due: 07/15/2024	100.000		23,204.39	494.12	23,698.51	0.00
Paydown	10/15/2021	89236XAC0	0.00	Toyota Auto Receivables 2020-D A3 0.35% Due: 01/15/2025	100.000		0.00	61.25	61.25	0.00

Transaction Ledger

As of June 30, 2022

City of Alameda - Account #270

June 30, 2021 through June 30, 2022

Transaction Type	Settlement Date	CUSIP	Quantity	Security Description	Price	Acq/Disp Yield	Amount	Interest Pur/Sold	Total Amount	Gain/Loss
Paydown	10/15/2021	89240BAC2	0.00	Toyota Auto Receivables Owners 2021-A A3 0.26% Due: 05/15/2025	100.000		0.00	99.67	99.67	0.00
Paydown	10/18/2021	43813KAC6	0.00	Honda Auto Receivables Trust 2020-3 A3 0.37% Due: 10/18/2024	100.000		0.00	81.71	81.71	0.00
Paydown	10/20/2021	36262XAC8	0.00	GM Financial Auto Lease Trust 2021-3 A2 0.39% Due: 10/21/2024	100.000		0.00	113.75	113.75	0.00
Paydown	10/20/2021	92290BAA9	0.00	Verizon Owner Trust 2020-B A 0.47% Due: 02/20/2025	100.000		0.00	144.92	144.92	0.00
Paydown	10/20/2021	92348AAA3	0.00	Verizon Owner Trust 2019-C A1A 1.94% Due: 04/22/2024	100.000		0.00	388.00	388.00	0.00
Paydown	10/21/2021	43813GAC5	0.00	Honda Auto Receivables Trust 2021-1 A3 0.27% Due: 04/21/2025	100.000		0.00	28.13	28.13	0.00
Paydown	10/21/2021	43815HAC1	13,716.89	Honda Auto Receivables Trust 2018-3 A3 2.95% Due: 08/22/2022	100.000		13,716.89	48.58	13,765.47	0.00
Paydown	10/25/2021	09690AAC7	0.00	BMW Vehicle Lease Trust 2021-2 A3 0.33% Due: 12/26/2024	100.000		0.00	56.83	56.83	0.00
Paydown	11/15/2021	43813DAC2	0.00	Honda Auto Receivables 2020-2 A3 0.82% Due: 07/15/2024	100.000		0.00	109.33	109.33	0.00
Paydown	11/15/2021	43815NAC8	21,741.78	Honda Auto Receivables Trust 2019-3 A3 1.78% Due: 08/15/2023	100.000		21,741.78	336.18	22,077.96	0.00
Paydown	11/15/2021	477870AC3	10,946.24	John Deere Owner Trust 2019-B A3 2.21% Due: 12/15/2023	100.000		10,946.24	175.83	11,122.07	0.00
Paydown	11/15/2021	47787NAC3	0.00	John Deere Owner Trust 2020-B A3 0.51% Due: 11/15/2024	100.000		0.00	51.00	51.00	0.00
Paydown	11/15/2021	47788EAC2	6,652.22	John Deere Owner Trust 2018-B A3 3.08% Due: 11/15/2022	100.000		6,652.22	17.07	6,669.29	0.00
Paydown	11/15/2021	47788UAC6	0.00	John Deere Owner Trust 2021-A A3 0.36% Due: 09/15/2025	100.000		0.00	54.00	54.00	0.00
Paydown	11/15/2021	47789JAD8	22,508.14	John Deere Owner Trust 2019-A A3 2.91% Due: 07/17/2023	100.000		22,508.14	255.66	22,763.80	0.00

Transaction Ledger

As of June 30, 2022

City of Alameda - Account #270

June 30, 2021 through June 30, 2022

Transaction Type	Settlement Date	CUSIP	Quantity	Security Description	Price	Acq/Disp Yield	Amount	Interest Pur/Sold	Total Amount	Gain/Loss
Paydown	11/15/2021	47789KAC7	17,972.89	John Deere Owner Trust 2020-A A3 1.1% Due: 08/15/2024	100.000		17,972.89	238.33	18,211.22	0.00
Paydown	11/15/2021	47789QAC4	0.00	John Deere Owner Trust 2021-B A3 0.52% Due: 03/16/2026	100.000		0.00	91.00	91.00	0.00
Paydown	11/15/2021	58769EAC2	0.00	Mercedes-Benz Auto Lease Trust 2020-B A3 0.4% Due: 11/15/2023	100.000		0.00	53.33	53.33	0.00
Paydown	11/15/2021	65479JAD5	21,506.55	Nissan Auto Receivables Owner 2019-C A3 1.93% Due: 07/15/2024	100.000		21,506.55	456.80	21,963.35	0.00
Paydown	11/15/2021	89236XAC0	0.00	Toyota Auto Receivables 2020-D A3 0.35% Due: 01/15/2025	100.000		0.00	61.25	61.25	0.00
Paydown	11/15/2021	89240BAC2	0.00	Toyota Auto Receivables Owners 2021-A A3 0.26% Due: 05/15/2025	100.000		0.00	99.67	99.67	0.00
Paydown	11/16/2021	362554AC1	0.00	GM Financial Securitized Term 2021-4 A3 0.68% Due: 09/16/2026	100.000		0.00	59.03	59.03	0.00
Paydown	11/18/2021	43813KAC6	0.00	Honda Auto Receivables Trust 2020-3 A3 0.37% Due: 10/18/2024	100.000		0.00	81.71	81.71	0.00
Paydown	11/22/2021	36262XAC8	0.00	GM Financial Auto Lease Trust 2021-3 A2 0.39% Due: 10/21/2024	100.000		0.00	113.75	113.75	0.00
Paydown	11/22/2021	43813GAC5	0.00	Honda Auto Receivables Trust 2021-1 A3 0.27% Due: 04/21/2025	100.000		0.00	28.13	28.13	0.00
Paydown	11/22/2021	43815HAC1	6,043.99	Honda Auto Receivables Trust 2018-3 A3 2.95% Due: 08/22/2022	100.000		6,043.99	14.86	6,058.85	0.00
Paydown	11/22/2021	92290BAA9	0.00	Verizon Owner Trust 2020-B A 0.47% Due: 02/20/2025	100.000		0.00	144.92	144.92	0.00
Paydown	11/22/2021	92348AAA3	27,233.01	Verizon Owner Trust 2019-C A1A 1.94% Due: 04/22/2024	100.000		27,233.01	388.00	27,621.01	0.00
Paydown	11/26/2021	09690AAC7	0.00	BMW Vehicle Lease Trust 2021-2 A3 0.33% Due: 12/26/2024	100.000		0.00	42.63	42.63	0.00
Paydown	12/15/2021	43813DAC2	8,370.49	Honda Auto Receivables 2020-2 A3 0.82% Due: 07/15/2024	100.000		8,370.49	109.33	8,479.82	0.00

Transaction Ledger

As of June 30, 2022

City of Alameda - Account #270

June 30, 2021 through June 30, 2022

Transaction Type	Settlement Date	CUSIP	Quantity	Security Description	Price	Acq/Disp Yield	Amount	Interest Pur/Sold	Total Amount	Gain/Loss
Paydown	12/15/2021	43815NAC8	21,397.64	Honda Auto Receivables Trust 2019-3 A3 1.78% Due: 08/15/2023	100.000		21,397.64	303.93	21,701.57	0.00
Paydown	12/15/2021	44935FAD6	0.00	Hyundai Auto Receivables Trust 2021-C A3 0.74% Due: 05/15/2026	100.000		0.00	69.07	69.07	0.00
Paydown	12/15/2021	477870AC3	6,464.58	John Deere Owner Trust 2019-B A3 2.21% Due: 12/15/2023	100.000		6,464.58	155.67	6,620.25	0.00
Paydown	12/15/2021	47787NAC3	0.00	John Deere Owner Trust 2020-B A3 0.51% Due: 11/15/2024	100.000		0.00	51.00	51.00	0.00
Paydown	12/15/2021	47788UAC6	0.00	John Deere Owner Trust 2021-A A3 0.36% Due: 09/15/2025	100.000		0.00	54.00	54.00	0.00
Paydown	12/15/2021	47789JAD8	14,731.75	John Deere Owner Trust 2019-A A3 2.91% Due: 07/17/2023	100.000		14,731.75	201.08	14,932.83	0.00
Paydown	12/15/2021	47789KAC7	15,815.26	John Deere Owner Trust 2020-A A3 1.1% Due: 08/15/2024	100.000		15,815.26	221.86	16,037.12	0.00
Paydown	12/15/2021	47789QAC4	0.00	John Deere Owner Trust 2021-B A3 0.52% Due: 03/16/2026	100.000		0.00	91.00	91.00	0.00
Paydown	12/15/2021	58769EAC2	0.00	Mercedes-Benz Auto Lease Trust 2020-B A3 0.4% Due: 11/15/2023	100.000		0.00	53.33	53.33	0.00
Paydown	12/15/2021	65479JAD5	21,598.95	Nissan Auto Receivables Owner 2019-C A3 1.93% Due: 07/15/2024	100.000		21,598.95	422.21	22,021.16	0.00
Paydown	12/15/2021	89236XAC0	0.00	Toyota Auto Receivables 2020-D A3 0.35% Due: 01/15/2025	100.000		0.00	61.25	61.25	0.00
Paydown	12/15/2021	89238JAC9	0.00	Toyota Auto Receivables Trust 2021-D A3 0.71% Due: 04/15/2026	100.000		0.00	91.71	91.71	0.00
Paydown	12/15/2021	89240BAC2	0.00	Toyota Auto Receivables Owners 2021-A A3 0.26% Due: 05/15/2025	100.000		0.00	99.67	99.67	0.00
Paydown	12/16/2021	362554AC1	0.00	GM Financial Securitized Term 2021-4 A3 0.68% Due: 09/16/2026	100.000		0.00	70.83	70.83	0.00
Paydown	12/20/2021	36262XAC8	0.00	GM Financial Auto Lease Trust 2021-3 A2 0.39% Due: 10/21/2024	100.000		0.00	113.75	113.75	0.00

Transaction Ledger

As of June 30, 2022

City of Alameda - Account #270

June 30, 2021 through June 30, 2022

Transaction Type	Settlement Date	CUSIP	Quantity	Security Description	Price	Acq/Disp Yield	Amount	Interest Pur/Sold	Total Amount	Gain/Loss
Paydown	12/20/2021	43813KAC6	0.00	Honda Auto Receivables Trust 2020-3 A3 0.37% Due: 10/18/2024	100.000		0.00	81.71	81.71	0.00
Paydown	12/20/2021	92290BAA9	0.00	Verizon Owner Trust 2020-B A 0.47% Due: 02/20/2025	100.000		0.00	144.92	144.92	0.00
Paydown	12/20/2021	92348AAA3	24,753.55	Verizon Owner Trust 2019-C A1A 1.94% Due: 04/22/2024	100.000		24,753.55	343.97	25,097.52	0.00
Paydown	12/21/2021	43813GAC5	0.00	Honda Auto Receivables Trust 2021-1 A3 0.27% Due: 04/21/2025	100.000		0.00	28.13	28.13	0.00
Paydown	12/21/2021	43815GAC3	0.00	Honda Auto Receivables Trust 2021-4 A3 0.88% Due: 01/21/2026	100.000		0.00	108.90	108.90	0.00
Paydown	12/27/2021	09690AAC7	0.00	BMW Vehicle Lease Trust 2021-2 A3 0.33% Due: 12/26/2024	100.000		0.00	42.63	42.63	0.00
Paydown	01/18/2022	362554AC1	0.00	GM Financial Securitized Term 2021-4 A3 0.68% Due: 09/16/2026	100.000		0.00	70.83	70.83	0.00
Paydown	01/18/2022	43813DAC2	10,440.00	Honda Auto Receivables 2020-2 A3 0.82% Due: 07/15/2024	100.000		10,440.00	103.61	10,543.61	0.00
Paydown	01/18/2022	43813KAC6	0.00	Honda Auto Receivables Trust 2020-3 A3 0.37% Due: 10/18/2024	100.000		0.00	81.71	81.71	0.00
Paydown	01/18/2022	43815NAC8	20,702.80	Honda Auto Receivables Trust 2019-3 A3 1.78% Due: 08/15/2023	100.000		20,702.80	272.19	20,974.99	0.00
Paydown	01/18/2022	44935FAD6	0.00	Hyundai Auto Receivables Trust 2021-C A3 0.74% Due: 05/15/2026	100.000		0.00	74.00	74.00	0.00
Paydown	01/18/2022	477870AC3	9,542.80	John Deere Owner Trust 2019-B A3 2.21% Due: 12/15/2023	100.000		9,542.80	143.77	9,686.57	0.00
Paydown	01/18/2022	47787NAC3	90.70	John Deere Owner Trust 2020-B A3 0.51% Due: 11/15/2024	100.000		90.70	51.00	141.70	0.00
Paydown	01/18/2022	47788UAC6	0.00	John Deere Owner Trust 2021-A A3 0.36% Due: 09/15/2025	100.000		0.00	54.00	54.00	0.00
Paydown	01/18/2022	47789JAD8	14,884.29	John Deere Owner Trust 2019-A A3 2.91% Due: 07/17/2023	100.000		14,884.29	165.36	15,049.65	0.00
Paydown	01/18/2022	47789KAC7	16,777.26	John Deere Owner Trust 2020-A A3 1.1% Due: 08/15/2024	100.000		16,777.26	207.36	16,984.62	0.00



Transaction Ledger

As of June 30, 2022

City of Alameda - Account #270

June 30, 2021 through June 30, 2022

Transaction Type	Settlement Date	CUSIP	Quantity	Security Description	Price	Acq/Disp Yield	Amount	Interest Pur/Sold	Total Amount	Gain/Loss
Paydown	01/18/2022	47789QAC4	0.00	John Deere Owner Trust 2021-B A3 0.52% Due: 03/16/2026	100.000		0.00	91.00	91.00	0.00
Paydown	01/18/2022	58769EAC2	0.00	Mercedes-Benz Auto Lease Trust 2020-B A3 0.4% Due: 11/15/2023	100.000		0.00	53.33	53.33	0.00
Paydown	01/18/2022	65479JAD5	21,524.45	Nissan Auto Receivables Owner 2019-C A3 1.93% Due: 07/15/2024	100.000		21,524.45	387.47	21,911.92	0.00
Paydown	01/18/2022	89236XAC0	0.00	Toyota Auto Receivables 2020-D A3 0.35% Due: 01/15/2025	100.000		0.00	61.25	61.25	0.00
Paydown	01/18/2022	89238JAC9	0.00	Toyota Auto Receivables Trust 2021-D A3 0.71% Due: 04/15/2026	100.000		0.00	91.71	91.71	0.00
Paydown	01/18/2022	89240BAC2	0.00	Toyota Auto Receivables Owners 2021-A A3 0.26% Due: 05/15/2025	100.000		0.00	99.67	99.67	0.00
Paydown	01/20/2022	36262XAC8	0.00	GM Financial Auto Lease Trust 2021-3 A2 0.39% Due: 10/21/2024	100.000		0.00	113.75	113.75	0.00
Paydown	01/20/2022	92290BAA9	0.00	Verizon Owner Trust 2020-B A 0.47% Due: 02/20/2025	100.000		0.00	144.92	144.92	0.00
Paydown	01/20/2022	92348AAA3	23,414.34	Verizon Owner Trust 2019-C A1A 1.94% Due: 04/22/2024	100.000		23,414.34	303.95	23,718.29	0.00
Paydown	01/21/2022	43813GAC5	0.00	Honda Auto Receivables Trust 2021-1 A3 0.27% Due: 04/21/2025	100.000		0.00	28.13	28.13	0.00
Paydown	01/21/2022	43815GAC3	0.00	Honda Auto Receivables Trust 2021-4 A3 0.88% Due: 01/21/2026	100.000		0.00	121.00	121.00	0.00
Paydown	01/25/2022	09690AAC7	0.00	BMW Vehicle Lease Trust 2021-2 A3 0.33% Due: 12/26/2024	100.000		0.00	42.63	42.63	0.00
Paydown	02/15/2022	43813DAC2	9,835.99	Honda Auto Receivables 2020-2 A3 0.82% Due: 07/15/2024	100.000		9,835.99	96.48	9,932.47	0.00
Paydown	02/15/2022	43815NAC8	19,731.52	Honda Auto Receivables Trust 2019-3 A3 1.78% Due: 08/15/2023	100.000		19,731.52	241.48	19,973.00	0.00
Paydown	02/15/2022	44935FAD6	0.00	Hyundai Auto Receivables Trust 2021-C A3 0.74% Due: 05/15/2026	100.000		0.00	74.00	74.00	0.00

Transaction Ledger

As of June 30, 2022

City of Alameda - Account #270

June 30, 2021 through June 30, 2022

Transaction Type	Settlement Date	CUSIP	Quantity	Security Description	Price	Acq/Disp Yield	Amount	Interest Pur/Sold	Total Amount	Gain/Loss
Paydown	02/15/2022	477870AC3	13,177.18	John Deere Owner Trust 2019-B A3 2.21% Due: 12/15/2023	100.000		13,177.18	126.19	13,303.37	0.00
Paydown	02/15/2022	47787NAC3	12,294.89	John Deere Owner Trust 2020-B A3 0.51% Due: 11/15/2024	100.000		12,294.89	50.96	12,345.85	0.00
Paydown	02/15/2022	47788UAC6	0.00	John Deere Owner Trust 2021-A A3 0.36% Due: 09/15/2025	100.000		0.00	54.00	54.00	0.00
Paydown	02/15/2022	47789JAD8	16,775.44	John Deere Owner Trust 2019-A A3 2.91% Due: 07/17/2023	100.000		16,775.44	129.26	16,904.70	0.00
Paydown	02/15/2022	47789KAC7	19,926.00	John Deere Owner Trust 2020-A A3 1.1% Due: 08/15/2024	100.000		19,926.00	191.98	20,117.98	0.00
Paydown	02/15/2022	47789QAC4	0.00	John Deere Owner Trust 2021-B A3 0.52% Due: 03/16/2026	100.000		0.00	91.00	91.00	0.00
Paydown	02/15/2022	58769EAC2	0.00	Mercedes-Benz Auto Lease Trust 2020-B A3 0.4% Due: 11/15/2023	100.000		0.00	53.33	53.33	0.00
Paydown	02/15/2022	65479JAD5	20,438.66	Nissan Auto Receivables Owner 2019-C A3 1.93% Due: 07/15/2024	100.000		20,438.66	352.85	20,791.51	0.00
Paydown	02/15/2022	89236XAC0	0.00	Toyota Auto Receivables 2020-D A3 0.35% Due: 01/15/2025	100.000		0.00	61.25	61.25	0.00
Paydown	02/15/2022	89238JAC9	0.00	Toyota Auto Receivables Trust 2021-D A3 0.71% Due: 04/15/2026	100.000		0.00	91.71	91.71	0.00
Paydown	02/15/2022	89240BAC2	0.00	Toyota Auto Receivables Owners 2021-A A3 0.26% Due: 05/15/2025	100.000		0.00	99.67	99.67	0.00
Paydown	02/16/2022	362554AC1	0.00	GM Financial Securitized Term 2021-4 A3 0.68% Due: 09/16/2026	100.000		0.00	70.83	70.83	0.00
Paydown	02/16/2022	380146AC4	0.00	GM Financial Auto Receivables 2022-1 A3 1.26% Due: 11/16/2026	100.000		0.00	103.95	103.95	0.00
Paydown	02/18/2022	43813KAC6	0.00	Honda Auto Receivables Trust 2020-3 A3 0.37% Due: 10/18/2024	100.000		0.00	81.93	81.93	0.00
Paydown	02/22/2022	36262XAC8	0.00	GM Financial Auto Lease Trust 2021-3 A2 0.39% Due: 10/21/2024	100.000		0.00	113.75	113.75	0.00

Transaction Ledger

As of June 30, 2022

City of Alameda - Account #270

June 30, 2021 through June 30, 2022

Transaction Type	Settlement Date	CUSIP	Quantity	Security Description	Price	Acq/Disp Yield	Amount	Interest Pur/Sold	Total Amount	Gain/Loss
Paydown	02/22/2022	43813GAC5	0.00	Honda Auto Receivables Trust 2021-1 A3 0.27% Due: 04/21/2025	100.000		0.00	28.13	28.13	0.00
Paydown	02/22/2022	43815GAC3	0.00	Honda Auto Receivables Trust 2021-4 A3 0.88% Due: 01/21/2026	100.000		0.00	121.00	121.00	0.00
Paydown	02/22/2022	92290BAA9	0.00	Verizon Owner Trust 2020-B A 0.47% Due: 02/20/2025	100.000		0.00	144.92	144.92	0.00
Paydown	02/22/2022	92348AAA3	18,463.47	Verizon Owner Trust 2019-C A1A 1.94% Due: 04/22/2024	100.000		18,463.47	266.10	18,729.57	0.00
Paydown	02/25/2022	05601XAC3	0.00	BMW Vehicle Lease Trust 2022-1 A3 1.1% Due: 03/25/2025	100.000		0.00	181.50	181.50	0.00
Paydown	02/25/2022	09690AAC7	0.00	BMW Vehicle Lease Trust 2021-2 A3 0.33% Due: 12/26/2024	100.000		0.00	42.63	42.63	0.00
Paydown	03/15/2022	43813DAC2	9,177.65	Honda Auto Receivables 2020-2 A3 0.82% Due: 07/15/2024	100.000		9,177.65	89.76	9,267.41	0.00
Paydown	03/15/2022	43815BAC4	0.00	Honda Auto Receivables Trust 2022-1 A3 1.88% Due: 05/15/2026	100.000		0.00	310.20	310.20	0.00
Paydown	03/15/2022	43815NAC8	18,362.74	Honda Auto Receivables Trust 2019-3 A3 1.78% Due: 08/15/2023	100.000		18,362.74	212.21	18,574.95	0.00
Paydown	03/15/2022	44935FAD6	0.00	Hyundai Auto Receivables Trust 2021-C A3 0.74% Due: 05/15/2026	100.000		0.00	74.00	74.00	0.00
Paydown	03/15/2022	477870AC3	8,897.65	John Deere Owner Trust 2019-B A3 2.21% Due: 12/15/2023	100.000		8,897.65	101.93	8,999.58	0.00
Paydown	03/15/2022	47787NAC3	8,051.19	John Deere Owner Trust 2020-B A3 0.51% Due: 11/15/2024	100.000		8,051.19	45.74	8,096.93	0.00
Paydown	03/15/2022	47788UAC6	0.00	John Deere Owner Trust 2021-A A3 0.36% Due: 09/15/2025	100.000		0.00	54.00	54.00	0.00
Paydown	03/15/2022	47789JAD8	10,469.12	John Deere Owner Trust 2019-A A3 2.91% Due: 07/17/2023	100.000		10,469.12	88.58	10,557.70	0.00
Paydown	03/15/2022	47789KAC7	13,646.80	John Deere Owner Trust 2020-A A3 1.1% Due: 08/15/2024	100.000		13,646.80	173.72	13,820.52	0.00
Paydown	03/15/2022	47789QAC4	0.00	John Deere Owner Trust 2021-B A3 0.52% Due: 03/16/2026	100.000		0.00	91.00	91.00	0.00

Transaction Ledger

As of June 30, 2022

City of Alameda - Account #270

June 30, 2021 through June 30, 2022

Transaction Type	Settlement Date	CUSIP	Quantity	Security Description	Price	Acq/Disp Yield	Amount	Interest Pur/Sold	Total Amount	Gain/Loss
Paydown	03/15/2022	58769EAC2	0.00	Mercedes-Benz Auto Lease Trust 2020-B A3 0.4% Due: 11/15/2023	100.000		0.00	53.33	53.33	0.00
Paydown	03/15/2022	65479JAD5	17,621.48	Nissan Auto Receivables Owner 2019-C A3 1.93% Due: 07/15/2024	100.000		17,621.48	319.98	17,941.46	0.00
Paydown	03/15/2022	89236XAC0	0.00	Toyota Auto Receivables 2020-D A3 0.35% Due: 01/15/2025	100.000		0.00	61.25	61.25	0.00
Paydown	03/15/2022	89238JAC9	0.00	Toyota Auto Receivables Trust 2021-D A3 0.71% Due: 04/15/2026	100.000		0.00	91.71	91.71	0.00
Paydown	03/15/2022	89240BAC2	0.00	Toyota Auto Receivables Owners 2021-A A3 0.26% Due: 05/15/2025	100.000		0.00	99.67	99.67	0.00
Paydown	03/16/2022	362554AC1	0.00	GM Financial Securitized Term 2021-4 A3 0.68% Due: 09/16/2026	100.000		0.00	70.83	70.83	0.00
Paydown	03/16/2022	380146AC4	0.00	GM Financial Auto Receivables 2022-1 A3 1.26% Due: 11/16/2026	100.000		0.00	115.50	115.50	0.00
Paydown	03/18/2022	43813KAC6	0.00	Honda Auto Receivables Trust 2020-3 A3 0.37% Due: 10/18/2024	100.000		0.00	81.49	81.49	0.00
Paydown	03/21/2022	36262XAC8	0.00	GM Financial Auto Lease Trust 2021-3 A2 0.39% Due: 10/21/2024	100.000		0.00	113.75	113.75	0.00
Paydown	03/21/2022	36265MAC9	0.00	GM Financial Auto Lease Trust 2022-1 A3 1.9% Due: 03/20/2025	100.000		0.00	406.39	406.39	0.00
Paydown	03/21/2022	43813GAC5	0.00	Honda Auto Receivables Trust 2021-1 A3 0.27% Due: 04/21/2025	100.000		0.00	28.13	28.13	0.00
Paydown	03/21/2022	43815GAC3	0.00	Honda Auto Receivables Trust 2021-4 A3 0.88% Due: 01/21/2026	100.000		0.00	121.00	121.00	0.00
Paydown	03/21/2022	92290BAA9	0.00	Verizon Owner Trust 2020-B A 0.47% Due: 02/20/2025	100.000		0.00	144.92	144.92	0.00
Paydown	03/21/2022	92348AAA3	16,475.15	Verizon Owner Trust 2019-C A1A 1.94% Due: 04/22/2024	100.000		16,475.15	236.25	16,711.40	0.00
Paydown	03/25/2022	05601XAC3	0.00	BMW Vehicle Lease Trust 2022-1 A3 1.1% Due: 03/25/2025	100.000		0.00	151.25	151.25	0.00

Transaction Ledger

As of June 30, 2022

City of Alameda - Account #270

June 30, 2021 through June 30, 2022

Transaction Type	Settlement Date	CUSIP	Quantity	Security Description	Price	Acq/Disp Yield	Amount	Interest Pur/Sold	Total Amount	Gain/Loss
Paydown	03/25/2022	09690AAC7	0.00	BMW Vehicle Lease Trust 2021-2 A3 0.33% Due: 12/26/2024	100.000		0.00	42.63	42.63	0.00
Paydown	04/15/2022	43813DAC2	10,056.76	Honda Auto Receivables 2020-2 A3 0.82% Due: 07/15/2024	100.000		10,056.76	83.49	10,140.25	0.00
Paydown	04/15/2022	43815BAC4	0.00	Honda Auto Receivables Trust 2022-1 A3 1.88% Due: 05/15/2026	100.000		0.00	423.00	423.00	0.00
Paydown	04/15/2022	43815NAC8	19,839.40	Honda Auto Receivables Trust 2019-3 A3 1.78% Due: 08/15/2023	100.000		19,839.40	184.97	20,024.37	0.00
Paydown	04/15/2022	448977AD0	0.00	Hyundai Auto Receivables Trust 2022-A A3 2.22% Due: 10/15/2026	100.000		0.00	786.87	786.87	0.00
Paydown	04/15/2022	44935FAD6	0.00	Hyundai Auto Receivables Trust 2021-C A3 0.74% Due: 05/15/2026	100.000		0.00	74.00	74.00	0.00
Paydown	04/15/2022	477870AC3	9,133.23	John Deere Owner Trust 2019-B A3 2.21% Due: 12/15/2023	100.000		9,133.23	85.54	9,218.77	0.00
Paydown	04/15/2022	47787JAC2	0.00	John Deere Owner Trust 2022-A A3 2.32% Due: 09/16/2026	100.000		0.00	308.37	308.37	0.00
Paydown	04/15/2022	47787NAC3	9,572.89	John Deere Owner Trust 2020-B A3 0.51% Due: 11/15/2024	100.000		9,572.89	42.31	9,615.20	0.00
Paydown	04/15/2022	47788UAC6	0.00	John Deere Owner Trust 2021-A A3 0.36% Due: 09/15/2025	100.000		0.00	54.00	54.00	0.00
Paydown	04/15/2022	47789JAD8	11,663.39	John Deere Owner Trust 2019-A A3 2.91% Due: 07/17/2023	100.000		11,663.39	63.20	11,726.59	0.00
Paydown	04/15/2022	47789KAC7	14,360.10	John Deere Owner Trust 2020-A A3 1.1% Due: 08/15/2024	100.000		14,360.10	161.21	14,521.31	0.00
Paydown	04/15/2022	47789QAC4	0.00	John Deere Owner Trust 2021-B A3 0.52% Due: 03/16/2026	100.000		0.00	91.00	91.00	0.00
Paydown	04/15/2022	58769EAC2	9,559.74	Mercedes-Benz Auto Lease Trust 2020-B A3 0.4% Due: 11/15/2023	100.000		9,559.74	53.33	9,613.07	0.00
Paydown	04/15/2022	65479JAD5	20,364.19	Nissan Auto Receivables Owner 2019-C A3 1.93% Due: 07/15/2024	100.000		20,364.19	291.64	20,655.83	0.00
Paydown	04/15/2022	89236XAC0	10,602.22	Toyota Auto Receivables 2020-D A3 0.35% Due: 01/15/2025	100.000		10,602.22	61.25	10,663.47	0.00

Transaction Ledger

As of June 30, 2022

City of Alameda - Account #270

June 30, 2021 through June 30, 2022

Transaction Type	Settlement Date	CUSIP	Quantity	Security Description	Price	Acq/Disp Yield	Amount	Interest Pur/Sold	Total Amount	Gain/Loss
Paydown	04/15/2022	89238JAC9	0.00	Toyota Auto Receivables Trust 2021-D A3 0.71% Due: 04/15/2026	100.000		0.00	91.71	91.71	0.00
Paydown	04/15/2022	89240BAC2	0.00	Toyota Auto Receivables Owners 2021-A A3 0.26% Due: 05/15/2025	100.000		0.00	99.67	99.67	0.00
Paydown	04/18/2022	362554AC1	0.00	GM Financial Securitized Term 2021-4 A3 0.68% Due: 09/16/2026	100.000		0.00	70.83	70.83	0.00
Paydown	04/18/2022	380146AC4	0.00	GM Financial Auto Receivables 2022-1 A3 1.26% Due: 11/16/2026	100.000		0.00	115.50	115.50	0.00
Paydown	04/18/2022	43813KAC6	9,696.73	Honda Auto Receivables Trust 2020-3 A3 0.37% Due: 10/18/2024	100.000		9,696.73	81.71	9,778.44	0.00
Paydown	04/20/2022	36262XAC8	0.00	GM Financial Auto Lease Trust 2021-3 A2 0.39% Due: 10/21/2024	100.000		0.00	113.75	113.75	0.00
Paydown	04/20/2022	36265MAC9	0.00	GM Financial Auto Lease Trust 2022-1 A3 1.9% Due: 03/20/2025	100.000		0.00	435.42	435.42	0.00
Paydown	04/20/2022	92290BAA9	0.00	Verizon Owner Trust 2020-B A 0.47% Due: 02/20/2025	100.000		0.00	144.92	144.92	0.00
Paydown	04/20/2022	92348AAA3	17,941.91	Verizon Owner Trust 2019-C A1A 1.94% Due: 04/22/2024	100.000		17,941.91	209.62	18,151.53	0.00
Paydown	04/21/2022	43813GAC5	0.00	Honda Auto Receivables Trust 2021-1 A3 0.27% Due: 04/21/2025	100.000		0.00	28.13	28.13	0.00
Paydown	04/21/2022	43815GAC3	0.00	Honda Auto Receivables Trust 2021-4 A3 0.88% Due: 01/21/2026	100.000		0.00	121.00	121.00	0.00
Paydown	04/25/2022	05601XAC3	0.00	BMW Vehicle Lease Trust 2022-1 A3 1.1% Due: 03/25/2025	100.000		0.00	151.25	151.25	0.00
Paydown	04/25/2022	09690AAC7	0.00	BMW Vehicle Lease Trust 2021-2 A3 0.33% Due: 12/26/2024	100.000		0.00	42.63	42.63	0.00
Paydown	05/16/2022	362554AC1	0.00	GM Financial Securitized Term 2021-4 A3 0.68% Due: 09/16/2026	100.000		0.00	70.83	70.83	0.00
Paydown	05/16/2022	380146AC4	0.00	GM Financial Auto Receivables 2022-1 A3 1.26% Due: 11/16/2026	100.000		0.00	115.50	115.50	0.00

Transaction Ledger

As of June 30, 2022

City of Alameda - Account #270

June 30, 2021 through June 30, 2022

Transaction Type	Settlement Date	CUSIP	Quantity	Security Description	Price	Acq/Disp Yield	Amount	Interest Pur/Sold	Total Amount	Gain/Loss
Paydown	05/16/2022	43813DAC2	8,996.32	Honda Auto Receivables 2020-2 A3 0.82% Due: 07/15/2024	100.000		8,996.32	76.61	9,072.93	0.00
Paydown	05/16/2022	43815BAC4	0.00	Honda Auto Receivables Trust 2022-1 A3 1.88% Due: 05/15/2026	100.000		0.00	423.00	423.00	0.00
Paydown	05/16/2022	43815NAC8	17,884.50	Honda Auto Receivables Trust 2019-3 A3 1.78% Due: 08/15/2023	100.000		17,884.50	155.55	18,040.05	0.00
Paydown	05/16/2022	448977AD0	0.00	Hyundai Auto Receivables Trust 2022-A A3 2.22% Due: 10/15/2026	100.000		0.00	814.00	814.00	0.00
Paydown	05/16/2022	44935FAD6	0.00	Hyundai Auto Receivables Trust 2021-C A3 0.74% Due: 05/15/2026	100.000		0.00	74.00	74.00	0.00
Paydown	05/16/2022	477870AC3	9,585.97	John Deere Owner Trust 2019-B A3 2.21% Due: 12/15/2023	100.000		9,585.97	68.72	9,654.69	0.00
Paydown	05/16/2022	47787JAC2	0.00	John Deere Owner Trust 2022-A A3 2.32% Due: 09/16/2026	100.000		0.00	319.00	319.00	0.00
Paydown	05/16/2022	47787NAC3	10,210.00	John Deere Owner Trust 2020-B A3 0.51% Due: 11/15/2024	100.000		10,210.00	38.25	10,248.25	0.00
Paydown	05/16/2022	47788UAC6	0.00	John Deere Owner Trust 2021-A A3 0.36% Due: 09/15/2025	100.000		0.00	54.00	54.00	0.00
Paydown	05/16/2022	47789JAD8	13,480.25	John Deere Owner Trust 2019-A A3 2.91% Due: 07/17/2023	100.000		13,480.25	34.91	13,515.16	0.00
Paydown	05/16/2022	47789KAC7	18,926.10	John Deere Owner Trust 2020-A A3 1.1% Due: 08/15/2024	100.000		18,926.10	148.04	19,074.14	0.00
Paydown	05/16/2022	47789QAC4	0.00	John Deere Owner Trust 2021-B A3 0.52% Due: 03/16/2026	100.000		0.00	91.00	91.00	0.00
Paydown	05/16/2022	58769EAC2	11,796.22	Mercedes-Benz Auto Lease Trust 2020-B A3 0.4% Due: 11/15/2023	100.000		11,796.22	50.15	11,846.37	0.00
Paydown	05/16/2022	65479JAD5	17,272.48	Nissan Auto Receivables Owner 2019-C A3 1.93% Due: 07/15/2024	100.000		17,272.48	258.88	17,531.36	0.00
Paydown	05/16/2022	89236XAC0	14,431.87	Toyota Auto Receivables 2020-D A3 0.35% Due: 01/15/2025	100.000		14,431.87	58.16	14,490.03	0.00
Paydown	05/16/2022	89238FAD5	0.00	Toyota Auto Receivables OT 2022-B A3 2.93% Due: 09/15/2026	100.000		0.00	377.64	377.64	0.00

Transaction Ledger

As of June 30, 2022

City of Alameda - Account #270

June 30, 2021 through June 30, 2022

Transaction Type	Settlement Date	CUSIP	Quantity	Security Description	Price	Acq/Disp Yield	Amount	Interest Pur/Sold	Total Amount	Gain/Loss
Paydown	05/16/2022	89238JAC9	0.00	Toyota Auto Receivables Trust 2021-D A3 0.71% Due: 04/15/2026	100.000		0.00	91.71	91.71	0.00
Paydown	05/16/2022	89240BAC2	0.00	Toyota Auto Receivables Owners 2021-A A3 0.26% Due: 05/15/2025	100.000		0.00	99.67	99.67	0.00
Paydown	05/18/2022	43813KAC6	17,586.95	Honda Auto Receivables Trust 2020-3 A3 0.37% Due: 10/18/2024	100.000		17,586.95	78.72	17,665.67	0.00
Paydown	05/20/2022	36262XAC8	0.00	GM Financial Auto Lease Trust 2021-3 A2 0.39% Due: 10/21/2024	100.000		0.00	113.75	113.75	0.00
Paydown	05/20/2022	36265MAC9	0.00	GM Financial Auto Lease Trust 2022-1 A3 1.9% Due: 03/20/2025	100.000		0.00	435.42	435.42	0.00
Paydown	05/20/2022	92290BAA9	0.00	Verizon Owner Trust 2020-B A 0.47% Due: 02/20/2025	100.000		0.00	144.92	144.92	0.00
Paydown	05/20/2022	92348AAA3	15,549.28	Verizon Owner Trust 2019-C A1A 1.94% Due: 04/22/2024	100.000		15,549.28	180.61	15,729.89	0.00
Paydown	05/23/2022	43813GAC5	0.00	Honda Auto Receivables Trust 2021-1 A3 0.27% Due: 04/21/2025	100.000		0.00	28.13	28.13	0.00
Paydown	05/23/2022	43815GAC3	0.00	Honda Auto Receivables Trust 2021-4 A3 0.88% Due: 01/21/2026	100.000		0.00	121.00	121.00	0.00
Paydown	05/25/2022	05601XAC3	0.00	BMW Vehicle Lease Trust 2022-1 A3 1.1% Due: 03/25/2025	100.000		0.00	151.25	151.25	0.00
Paydown	05/25/2022	09690AAC7	0.00	BMW Vehicle Lease Trust 2021-2 A3 0.33% Due: 12/26/2024	100.000		0.00	83.88	83.88	0.00
Paydown	06/15/2022	02582JIT8	0.00	American Express Credit Trust 2022-2 A 3.39% Due: 05/17/2027	100.000		0.00	889.88	889.88	0.00
Paydown	06/15/2022	43813DAC2	8,507.83	Honda Auto Receivables 2020-2 A3 0.82% Due: 07/15/2024	100.000		8,507.83	70.47	8,578.30	0.00
Paydown	06/15/2022	43815BAC4	0.00	Honda Auto Receivables Trust 2022-1 A3 1.88% Due: 05/15/2026	100.000		0.00	423.00	423.00	0.00
Paydown	06/15/2022	43815NAC8	16,504.94	Honda Auto Receivables Trust 2019-3 A3 1.78% Due: 08/15/2023	100.000		16,504.94	129.02	16,633.96	0.00

Transaction Ledger

As of June 30, 2022

City of Alameda - Account #270

June 30, 2021 through June 30, 2022

Transaction Type	Settlement Date	CUSIP	Quantity	Security Description	Price	Acq/Disp Yield	Amount	Interest Pur/Sold	Total Amount	Gain/Loss
Paydown	06/15/2022	448977AD0	0.00	Hyundai Auto Receivables Trust 2022-A A3 2.22% Due: 10/15/2026	100.000		0.00	814.00	814.00	0.00
Paydown	06/15/2022	44935FAD6	0.00	Hyundai Auto Receivables Trust 2021-C A3 0.74% Due: 05/15/2026	100.000		0.00	74.00	74.00	0.00
Paydown	06/15/2022	477870AC3	4,540.16	John Deere Owner Trust 2019-B A3 2.21% Due: 12/15/2023	100.000		4,540.16	51.06	4,591.22	0.00
Paydown	06/15/2022	47787JAC2	0.00	John Deere Owner Trust 2022-A A3 2.32% Due: 09/16/2026	100.000		0.00	319.00	319.00	0.00
Paydown	06/15/2022	47787NAC3	5,152.98	John Deere Owner Trust 2020-B A3 0.51% Due: 11/15/2024	100.000		5,152.98	33.91	5,186.89	0.00
Paydown	06/15/2022	47788UAC6	0.00	John Deere Owner Trust 2021-A A3 0.36% Due: 09/15/2025	100.000		0.00	54.00	54.00	0.00
Paydown	06/15/2022	47789JAD8	916.25	John Deere Owner Trust 2019-A A3 2.91% Due: 07/17/2023	100.000		916.25	2.22	918.47	0.00
Paydown	06/15/2022	47789KAC7	11,458.05	John Deere Owner Trust 2020-A A3 1.1% Due: 08/15/2024	100.000		11,458.05	130.69	11,588.74	0.00
Paydown	06/15/2022	47789QAC4	0.00	John Deere Owner Trust 2021-B A3 0.52% Due: 03/16/2026	100.000		0.00	91.00	91.00	0.00
Paydown	06/15/2022	58769EAC2	12,248.45	Mercedes-Benz Auto Lease Trust 2020-B A3 0.4% Due: 11/15/2023	100.000		12,248.45	46.21	12,294.66	0.00
Paydown	06/15/2022	65479JAD5	16,667.66	Nissan Auto Receivables Owner 2019-C A3 1.93% Due: 07/15/2024	100.000		16,667.66	231.10	16,898.76	0.00
Paydown	06/15/2022	89236XAC0	13,631.20	Toyota Auto Receivables 2020-D A3 0.35% Due: 01/15/2025	100.000		13,631.20	53.95	13,685.15	0.00
Paydown	06/15/2022	89238FAD5	0.00	Toyota Auto Receivables OT 2022-B A3 2.93% Due: 09/15/2026	100.000		0.00	354.04	354.04	0.00
Paydown	06/15/2022	89238JAC9	0.00	Toyota Auto Receivables Trust 2021-D A3 0.71% Due: 04/15/2026	100.000		0.00	91.71	91.71	0.00
Paydown	06/15/2022	89240BAC2	0.00	Toyota Auto Receivables Owners 2021-A A3 0.26% Due: 05/15/2025	100.000		0.00	99.67	99.67	0.00

Transaction Ledger

As of June 30, 2022

City of Alameda - Account #270

June 30, 2021 through June 30, 2022

Transaction Type	Settlement Date	CUSIP	Quantity	Security Description	Price	Acq/Disp Yield	Amount	Interest Pur/Sold	Total Amount	Gain/Loss
Paydown	06/16/2022	362554AC1	0.00	GM Financial Securitized Term 2021-4 A3 0.68% Due: 09/16/2026	100.000		0.00	70.83	70.83	0.00
Paydown	06/16/2022	380146AC4	0.00	GM Financial Auto Receivables 2022-1 A3 1.26% Due: 11/16/2026	100.000		0.00	115.50	115.50	0.00
Paydown	06/21/2022	36262XAC8	0.00	GM Financial Auto Lease Trust 2021-3 A2 0.39% Due: 10/21/2024	100.000		0.00	113.75	113.75	0.00
Paydown	06/21/2022	36265MAC9	0.00	GM Financial Auto Lease Trust 2022-1 A3 1.9% Due: 03/20/2025	100.000		0.00	435.42	435.42	0.00
Paydown	06/21/2022	43813GAC5	0.00	Honda Auto Receivables Trust 2021-1 A3 0.27% Due: 04/21/2025	100.000		0.00	28.13	28.13	0.00
Paydown	06/21/2022	43813KAC6	16,409.50	Honda Auto Receivables Trust 2020-3 A3 0.37% Due: 10/18/2024	100.000		16,409.50	73.30	16,482.80	0.00
Paydown	06/21/2022	43815GAC3	0.00	Honda Auto Receivables Trust 2021-4 A3 0.88% Due: 01/21/2026	100.000		0.00	121.00	121.00	0.00
Paydown	06/21/2022	92290BAA9	0.00	Verizon Owner Trust 2020-B A 0.47% Due: 02/20/2025	100.000		0.00	144.92	144.92	0.00
Paydown	06/21/2022	92348AAA3	15,191.61	Verizon Owner Trust 2019-C A1A 1.94% Due: 04/22/2024	100.000		15,191.61	155.47	15,347.08	0.00
Paydown	06/27/2022	05601XAC3	0.00	BMW Vehicle Lease Trust 2022-1 A3 1.1% Due: 03/25/2025	100.000		0.00	151.25	151.25	0.00
Paydown	06/27/2022	05602RAD3	0.00	BMW Vehicle Owner Trust 2022-A A3 3.21% Due: 08/25/2026	100.000		0.00	608.56	608.56	0.00
Paydown	06/27/2022	09690AAC7	0.00	BMW Vehicle Lease Trust 2021-2 A3 0.33% Due: 12/26/2024	100.000		0.00	83.88	83.88	0.00
Subtotal			1,406,548.12				1,406,548.12	42,827.67	1,449,375.79	0.00

Transaction Ledger

As of June 30, 2022

City of Alameda - Account #270

June 30, 2021 through June 30, 2022

Transaction Type	Settlement Date	CUSIP	Quantity	Security Description	Price	Acq/Disp Yield	Amount	Interest Pur/Sold	Total Amount	Gain/Loss
Security Withdrawal	11/26/2021	316175603	5,575.00	Fidelity Institutional Government MMKT Fund #657	1.000		5,575.00	0.00	5,575.00	0.00
Subtotal			5,575.00				5,575.00	0.00	5,575.00	0.00
TOTAL DISPOSITIONS			16,953,242.88				17,065,532.79	128,695.08	17,194,227.87	104,186.03
Other Transactions										
Interest	07/06/2021	24422ETL3	237,000.00	John Deere Capital Corp Note 2.65% Due: 01/06/2022	0.000		3,140.25	0.00	3,140.25	0.00
Interest	07/07/2021	3135G0X24	965,000.00	FNMA Note 1.625% Due: 01/07/2025	0.000		7,840.63	0.00	7,840.63	0.00
Interest	07/10/2021	3135G05G4	775,000.00	FNMA Note 0.25% Due: 07/10/2023	0.000		968.75	0.00	968.75	0.00
Interest	07/14/2021	02665WCJ8	180,000.00	American Honda Finance Note 3.45% Due: 07/14/2023	0.000		3,105.00	0.00	3,105.00	0.00
Interest	07/17/2021	24422EVN6	350,000.00	John Deere Capital Corp Note 0.45% Due: 01/17/2024	0.000		581.88	0.00	581.88	0.00
Interest	07/18/2021	4581X0CW6	915,000.00	Inter-American Dev Bank Note 2.125% Due: 01/18/2022	0.000		9,721.88	0.00	9,721.88	0.00
Interest	07/19/2021	3135G0T94	950,000.00	FNMA Note 2.375% Due: 01/19/2023	0.000		11,281.25	0.00	11,281.25	0.00
Interest	07/21/2021	3137EAEU9	1,025,000.00	FHLMC Note 0.375% Due: 07/21/2025	0.000		1,921.88	0.00	1,921.88	0.00
Interest	07/21/2021	90331HPL1	615,000.00	US Bank NA Callable Note Cont 12/21/2024 2.05% Due: 01/21/2025	0.000		6,303.75	0.00	6,303.75	0.00
Interest	07/28/2021	69353RFE3	640,000.00	PNC Bank Callable Note Cont 6/28/2022 2.45% Due: 07/28/2022	0.000		7,840.00	0.00	7,840.00	0.00

Transaction Ledger

As of June 30, 2022

City of Alameda - Account #270

June 30, 2021 through June 30, 2022

Transaction Type	Settlement Date	CUSIP	Quantity	Security Description	Price	Acq/Disp Yield	Amount	Interest Pur/Sold	Total Amount	Gain/Loss
Interest	08/09/2021	69371RP59	450,000.00	Paccar Financial Corp Note 3.4% Due: 08/09/2023	0.000		7,650.00	0.00	7,650.00	0.00
Interest	08/11/2021	06406RAJ6	585,000.00	Bank of NY Mellon Corp Note 3.45% Due: 08/11/2023	0.000		10,091.25	0.00	10,091.25	0.00
Interest	08/12/2021	3137EAEPO	1,090,000.00	FHLMC Note 1.5% Due: 02/12/2025	0.000		8,175.00	0.00	8,175.00	0.00
Interest	08/15/2021	69371RQ25	125,000.00	Paccar Financial Corp Note 2.15% Due: 08/15/2024	0.000		1,343.75	0.00	1,343.75	0.00
Interest	08/15/2021	912828B66	900,000.00	US Treasury Note 2.75% Due: 02/15/2024	0.000		12,375.00	0.00	12,375.00	0.00
Interest	08/15/2021	912828D56	700,000.00	US Treasury Note 2.375% Due: 08/15/2024	0.000		8,312.50	0.00	8,312.50	0.00
Interest	08/24/2021	3137EAEV7	585,000.00	FHLMC Note 0.25% Due: 08/24/2023	0.000		731.25	0.00	731.25	0.00
Interest	08/25/2021	3135G05X7	1,025,000.00	FNMA Note 0.375% Due: 08/25/2025	0.000		1,921.88	0.00	1,921.88	0.00
Interest	08/31/2021	912828J43	975,000.00	US Treasury Note 1.75% Due: 02/28/2022	0.000		8,531.25	0.00	8,531.25	0.00
Interest	08/31/2021	912828ZC7	900,000.00	US Treasury Note 1.125% Due: 02/28/2025	0.000		5,062.50	0.00	5,062.50	0.00
Interest	09/05/2021	06051GHF9	400,000.00	Bank of America Corp Callable Note 1X 3/5/2023 3.55% Due: 03/05/2024	0.000		7,100.00	0.00	7,100.00	0.00
Interest	09/08/2021	3130AB3H7	950,000.00	FHLB Note 2.375% Due: 03/08/2024	0.000		11,281.25	0.00	11,281.25	0.00
Interest	09/08/2021	313383YJ4	550,000.00	FHLB Note 3.375% Due: 09/08/2023	0.000		9,281.25	0.00	9,281.25	0.00
Interest	09/11/2021	89114QCB2	565,000.00	Toronto Dominion Bank Note 3.25% Due: 03/11/2024	0.000		9,181.25	0.00	9,181.25	0.00
Interest	09/12/2021	3135G0U43	905,000.00	FNMA Note 2.875% Due: 09/12/2023	0.000		13,009.38	0.00	13,009.38	0.00

Transaction Ledger

As of June 30, 2022

City of Alameda - Account #270

June 30, 2021 through June 30, 2022

Transaction Type	Settlement Date	CUSIP	Quantity	Security Description	Price	Acq/Disp Yield	Amount	Interest Pur/Sold	Total Amount	Gain/Loss
Interest	09/13/2021	3130A2UW4	800,000.00	FHLB Note 2.875% Due: 09/13/2024	0.000		11,500.00	0.00	11,500.00	0.00
Interest	09/14/2021	4581X0CZ9	750,000.00	Inter-American Dev Bank Note 1.75% Due: 09/14/2022	0.000		6,562.50	0.00	6,562.50	0.00
Interest	09/15/2021	91282CBR1	650,000.00	US Treasury Note 0.25% Due: 03/15/2024	0.000		812.50	0.00	812.50	0.00
Interest	09/18/2021	808513BN4	290,000.00	Charles Schwab Corp Callable Note Cont 2/18/2024 0.75% Due: 03/18/2024	0.000		1,087.50	0.00	1,087.50	0.00
Interest	09/23/2021	3137EAEX3	1,025,000.00	FHLMC Note 0.375% Due: 09/23/2025	0.000		1,921.88	0.00	1,921.88	0.00
Interest	09/30/2021	912828L57	625,000.00	US Treasury Note 1.75% Due: 09/30/2022	0.000		5,468.75	0.00	5,468.75	0.00
Interest	09/30/2021	91282CAM3	1,200,000.00	US Treasury Note 0.25% Due: 09/30/2025	0.000		1,500.00	0.00	1,500.00	0.00
Interest	10/01/2021	13063DRK6	580,000.00	California State Taxable GO 2.4% Due: 10/01/2024	0.000		6,960.00	0.00	6,960.00	0.00
Interest	10/10/2021	02665WCQ2	440,000.00	American Honda Finance Note 3.625% Due: 10/10/2023	0.000		7,975.00	0.00	7,975.00	0.00
Interest	10/15/2021	3135G0W66	355,000.00	FNMA Note 1.625% Due: 10/15/2024	0.000		2,884.38	0.00	2,884.38	0.00
Interest	10/20/2021	4581X0DV7	520,000.00	Inter-American Dev Bank Note 0.875% Due: 04/20/2026	0.000		2,275.00	0.00	2,275.00	0.00
Interest	10/22/2021	3135G03U5	860,000.00	FNMA Note 0.625% Due: 04/22/2025	0.000		2,687.50	0.00	2,687.50	0.00
Interest	10/22/2021	46647PBK1	168,000.00	JP Morgan Chase & Co Callable Note Cont 4/22/2025 2.083% Due: 04/22/2026	0.000		1,749.72	0.00	1,749.72	0.00
Interest	10/28/2021	459058JL8	470,000.00	Intl. Bank Recon & Development Note 0.5% Due: 10/28/2025	0.000		1,175.00	0.00	1,175.00	0.00
Interest	10/31/2021	9128283D0	900,000.00	US Treasury Note 2.25% Due: 10/31/2024	0.000		10,125.00	0.00	10,125.00	0.00

Transaction Ledger

As of June 30, 2022

City of Alameda - Account #270

June 30, 2021 through June 30, 2022

Transaction Type	Settlement Date	CUSIP	Quantity	Security Description	Price	Acq/Disp Yield	Amount	Interest Pur/Sold	Total Amount	Gain/Loss
Interest	10/31/2021	912828X70	800,000.00	US Treasury Note 2% Due: 04/30/2024	0.000		8,000.00	0.00	8,000.00	0.00
Interest	10/31/2021	91282CAT8	1,100,000.00	US Treasury Note 0.25% Due: 10/31/2025	0.000		1,375.00	0.00	1,375.00	0.00
Interest	11/01/2021	06367WB85	449,000.00	Bank of Montreal Note 1.85% Due: 05/01/2025	0.000		4,153.25	0.00	4,153.25	0.00
Interest	11/01/2021	78015K7C2	600,000.00	Royal Bank of Canada Note 2.25% Due: 11/01/2024	0.000		6,750.00	0.00	6,750.00	0.00
Interest	11/03/2021	037833AK6	430,000.00	Apple Inc Note 2.4% Due: 05/03/2023	0.000		5,160.00	0.00	5,160.00	0.00
Interest	11/05/2021	3137EAER6	945,000.00	FHLMC Note 0.375% Due: 05/05/2023	0.000		1,771.88	0.00	1,771.88	0.00
Interest	11/07/2021	3135G06G3	1,025,000.00	FNMA Note 0.5% Due: 11/07/2025	0.000		2,562.50	0.00	2,562.50	0.00
Interest	11/08/2021	14913Q3B3	475,000.00	Caterpillar Finl Service Note 2.15% Due: 11/08/2024	0.000		5,106.25	0.00	5,106.25	0.00
Interest	11/12/2021	023135BX3	790,000.00	Amazon.com Inc Callable Note Cont 1% Due: 05/12/2026	0.000		3,950.00	0.00	3,950.00	0.00
Interest	11/15/2021	91324PEC2	630,000.00	United Health Group Inc Callable Note Cont 1.15% Due: 05/15/2026	0.000		3,542.00	0.00	3,542.00	0.00
Interest	11/22/2021	3135G04Q3	475,000.00	FNMA Note 0.25% Due: 05/22/2023	0.000		593.75	0.00	593.75	0.00
Interest	11/30/2021	91282CAZ4	1,100,000.00	US Treasury Note 0.375% Due: 11/30/2025	0.000		2,062.50	0.00	2,062.50	0.00
Interest	12/01/2021	46647PCH7	535,000.00	JP Morgan Chase & Co Callable Note Cont 0.824% Due: 06/01/2025	0.000		2,204.20	0.00	2,204.20	0.00
Interest	12/08/2021	3130A0F70	750,000.00	FHLB Note 3.375% Due: 12/08/2023	0.000		12,656.25	0.00	12,656.25	0.00

Transaction Ledger

As of June 30, 2022

City of Alameda - Account #270

June 30, 2021 through June 30, 2022

Transaction Type	Settlement Date	CUSIP	Quantity	Security Description	Price	Acq/Disp Yield	Amount	Interest Pur/Sold	Total Amount	Gain/Loss
Interest	12/09/2021	3130A3KM5	255,000.00	FHLB Note 2.5% Due: 12/09/2022	0.000		3,187.50	0.00	3,187.50	0.00
Interest	12/14/2021	3130A1XJ2	1,000,000.00	FHLB Note 2.875% Due: 06/14/2024	0.000		14,375.00	0.00	14,375.00	0.00
Interest	12/17/2021	3135G04Z3	1,025,000.00	FNMA Note 0.5% Due: 06/17/2025	0.000		2,562.50	0.00	2,562.50	0.00
Interest	12/18/2021	89236TJK2	760,000.00	Toyota Motor Credit Corp Note 1.125% Due: 06/18/2026	0.000		4,275.00	0.00	4,275.00	0.00
Interest	12/19/2021	06051GJD2	500,000.00	Bank of America Corp Callable Note Cont 6/19/2025 1.319% Due: 06/19/2026	0.000		3,297.50	0.00	3,297.50	0.00
Interest	12/19/2021	3137EAEN5	900,000.00	FHLMC Note 2.75% Due: 06/19/2023	0.000		12,375.00	0.00	12,375.00	0.00
Interest	12/23/2021	46647PCK0	255,000.00	JP Morgan Chase & Co Callable Note Cont 6/23/2024 0.969% Due: 06/23/2025	0.000		1,235.48	0.00	1,235.48	0.00
Interest	12/31/2021	912828N30	950,000.00	US Treasury Note 2.125% Due: 12/31/2022	0.000		10,093.75	0.00	10,093.75	0.00
Interest	12/31/2021	912828V23	450,000.00	US Treasury Note 2.25% Due: 12/31/2023	0.000		5,062.50	0.00	5,062.50	0.00
Interest	12/31/2021	912828XX3	900,000.00	US Treasury Note 2% Due: 06/30/2024	0.000		9,000.00	0.00	9,000.00	0.00
Interest	01/07/2022	3135G0X24	965,000.00	FNMA Note 1.625% Due: 01/07/2025	0.000		7,840.63	0.00	7,840.63	0.00
Interest	01/10/2022	3135G05G4	775,000.00	FNMA Note 0.25% Due: 07/10/2023	0.000		968.75	0.00	968.75	0.00
Interest	01/14/2022	02665WCJ8	180,000.00	American Honda Finance Note 3.45% Due: 07/14/2023	0.000		3,105.00	0.00	3,105.00	0.00
Interest	01/15/2022	79466LAG9	510,000.00	Salesforce.com Inc Callable Note Cont 7/15/2022 0.625% Due: 07/15/2024	0.000		1,620.31	0.00	1,620.31	0.00

Transaction Ledger

As of June 30, 2022

City of Alameda - Account #270

June 30, 2021 through June 30, 2022

Transaction Type	Settlement Date	CUSIP	Quantity	Security Description	Price	Acq/Disp Yield	Amount	Interest Pur/Sold	Total Amount	Gain/Loss
Interest	01/17/2022	24422EVN6	350,000.00	John Deere Capital Corp Note 0.45% Due: 01/17/2024	0.000		787.50	0.00	787.50	0.00
Interest	01/19/2022	3135G0T94	950,000.00	FNMA Note 2.375% Due: 01/19/2023	0.000		11,281.25	0.00	11,281.25	0.00
Interest	01/21/2022	3137EAEU9	1,025,000.00	FHLMC Note 0.375% Due: 07/21/2025	0.000		1,921.88	0.00	1,921.88	0.00
Interest	01/21/2022	90331HPL1	615,000.00	US Bank NA Callable Note Cont 12/21/2024 2.05% Due: 01/21/2025	0.000		6,303.75	0.00	6,303.75	0.00
Interest	01/28/2022	69353RFE3	390,000.00	PNC Bank Callable Note Cont 6/28/2022 2.45% Due: 07/28/2022	0.000		4,777.50	0.00	4,777.50	0.00
Interest	02/09/2022	69371RP59	450,000.00	Paccar Financial Corp Note 3.4% Due: 08/09/2023	0.000		7,650.00	0.00	7,650.00	0.00
Interest	02/11/2022	06406RAJ6	585,000.00	Bank of NY Mellon Corp Note 3.45% Due: 08/11/2023	0.000		10,091.25	0.00	10,091.25	0.00
Interest	02/12/2022	3137EAEPO	1,090,000.00	FHLMC Note 1.5% Due: 02/12/2025	0.000		8,175.00	0.00	8,175.00	0.00
Interest	02/15/2022	69371RQ25	125,000.00	Paccar Financial Corp Note 2.15% Due: 08/15/2024	0.000		1,343.75	0.00	1,343.75	0.00
Interest	02/15/2022	912828B66	900,000.00	US Treasury Note 2.75% Due: 02/15/2024	0.000		12,375.00	0.00	12,375.00	0.00
Interest	02/15/2022	912828D56	700,000.00	US Treasury Note 2.375% Due: 08/15/2024	0.000		8,312.50	0.00	8,312.50	0.00
Interest	02/24/2022	3137EAEV7	585,000.00	FHLMC Note 0.25% Due: 08/24/2023	0.000		731.25	0.00	731.25	0.00
Interest	02/25/2022	3135G05X7	1,025,000.00	FNMA Note 0.375% Due: 08/25/2025	0.000		1,921.88	0.00	1,921.88	0.00
Interest	02/28/2022	912828ZC7	900,000.00	US Treasury Note 1.125% Due: 02/28/2025	0.000		5,062.50	0.00	5,062.50	0.00
Interest	02/28/2022	91282CCW9	260,000.00	US Treasury Note 0.75% Due: 08/31/2026	0.000		975.00	0.00	975.00	0.00

Transaction Ledger

As of June 30, 2022

City of Alameda - Account #270

June 30, 2021 through June 30, 2022

Transaction Type	Settlement Date	CUSIP	Quantity	Security Description	Price	Acq/Disp Yield	Amount	Interest Pur/Sold	Total Amount	Gain/Loss
Interest	03/05/2022	06051GHF9	400,000.00	Bank of America Corp Callable Note 1X 3/5/2023 3.55% Due: 03/05/2024	0.000		7,100.00	0.00	7,100.00	0.00
Interest	03/08/2022	3130AB3H7	950,000.00	FHLB Note 2.375% Due: 03/08/2024	0.000		11,281.25	0.00	11,281.25	0.00
Interest	03/08/2022	313383YJ4	550,000.00	FHLB Note 3.375% Due: 09/08/2023	0.000		9,281.25	0.00	9,281.25	0.00
Interest	03/11/2022	037833DN7	300,000.00	Apple Inc Callable Note Cont 7/11/2026 2.05% Due: 09/11/2026	0.000		3,075.00	0.00	3,075.00	0.00
Interest	03/11/2022	89114QCB2	565,000.00	Toronto Dominion Bank Note 3.25% Due: 03/11/2024	0.000		9,181.25	0.00	9,181.25	0.00
Interest	03/12/2022	3135G0U43	905,000.00	FNMA Note 2.875% Due: 09/12/2023	0.000		13,009.38	0.00	13,009.38	0.00
Interest	03/13/2022	3130A2UW4	800,000.00	FHLB Note 2.875% Due: 09/13/2024	0.000		11,500.00	0.00	11,500.00	0.00
Interest	03/15/2022	06368FAC3	250,000.00	Bank of Montreal Note 1.25% Due: 09/15/2026	0.000		1,562.50	0.00	1,562.50	0.00
Interest	03/15/2022	91282CBR1	650,000.00	US Treasury Note 0.25% Due: 03/15/2024	0.000		812.50	0.00	812.50	0.00
Interest	03/17/2022	931142ER0	125,000.00	Wal-Mart Stores Callable Note Cont 08/17/2026 1.05% Due: 09/17/2026	0.000		656.25	0.00	656.25	0.00
Interest	03/18/2022	808513BN4	290,000.00	Charles Schwab Corp Callable Note Cont 2/18/2024 0.75% Due: 03/18/2024	0.000		1,087.50	0.00	1,087.50	0.00
Interest	03/23/2022	3137EAEX3	1,025,000.00	FHLMC Note 0.375% Due: 09/23/2025	0.000		1,921.88	0.00	1,921.88	0.00
Interest	03/31/2022	91282CAM3	1,200,000.00	US Treasury Note 0.25% Due: 09/30/2025	0.000		1,500.00	0.00	1,500.00	0.00
Interest	03/31/2022	91282CCZ2	1,520,000.00	US Treasury Note 0.875% Due: 09/30/2026	0.000		6,650.00	0.00	6,650.00	0.00

Transaction Ledger

As of June 30, 2022

City of Alameda - Account #270

June 30, 2021 through June 30, 2022

Transaction Type	Settlement Date	CUSIP	Quantity	Security Description	Price	Acq/Disp Yield	Amount	Interest Pur/Sold	Total Amount	Gain/Loss
Interest	04/01/2022	13063DRK6	580,000.00	California State Taxable GO 2.4% Due: 10/01/2024	0.000		6,960.00	0.00	6,960.00	0.00
Interest	04/10/2022	02665WCQ2	440,000.00	American Honda Finance Note 3.625% Due: 10/10/2023	0.000		7,975.00	0.00	7,975.00	0.00
Interest	04/15/2022	3135G0W66	355,000.00	FNMA Note 1.625% Due: 10/15/2024	0.000		2,884.38	0.00	2,884.38	0.00
Interest	04/20/2022	4581X0DV7	520,000.00	Inter-American Dev Bank Note 0.875% Due: 04/20/2026	0.000		2,275.00	0.00	2,275.00	0.00
Interest	04/22/2022	3135G03U5	860,000.00	FNMA Note 0.625% Due: 04/22/2025	0.000		2,687.50	0.00	2,687.50	0.00
Interest	04/22/2022	46647PBK1	168,000.00	JP Morgan Chase & Co Callable Note Cont 4/22/2025 2.083% Due: 04/22/2026	0.000		1,749.72	0.00	1,749.72	0.00
Interest	04/28/2022	459058JL8	470,000.00	Intl. Bank Recon & Development Note 0.5% Due: 10/28/2025	0.000		1,175.00	0.00	1,175.00	0.00
Interest	04/30/2022	9128283D0	900,000.00	US Treasury Note 2.25% Due: 10/31/2024	0.000		10,125.00	0.00	10,125.00	0.00
Interest	04/30/2022	912828X70	800,000.00	US Treasury Note 2% Due: 04/30/2024	0.000		8,000.00	0.00	8,000.00	0.00
Interest	04/30/2022	91282CAT8	1,100,000.00	US Treasury Note 0.25% Due: 10/31/2025	0.000		1,375.00	0.00	1,375.00	0.00
Interest	04/30/2022	91282CDG3	510,000.00	US Treasury Note 1.125% Due: 10/31/2026	0.000		2,868.75	0.00	2,868.75	0.00
Interest	05/01/2022	06367WB85	449,000.00	Bank of Montreal Note 1.85% Due: 05/01/2025	0.000		4,153.25	0.00	4,153.25	0.00
Interest	05/01/2022	78015K7C2	600,000.00	Royal Bank of Canada Note 2.25% Due: 11/01/2024	0.000		6,750.00	0.00	6,750.00	0.00
Interest	05/05/2022	3137EAER6	945,000.00	FHLMC Note 0.375% Due: 05/05/2023	0.000		1,771.88	0.00	1,771.88	0.00
Interest	05/07/2022	3135G06G3	1,025,000.00	FNMA Note 0.5% Due: 11/07/2025	0.000		2,562.50	0.00	2,562.50	0.00

Transaction Ledger

As of June 30, 2022

City of Alameda - Account #270

June 30, 2021 through June 30, 2022

Transaction Type	Settlement Date	CUSIP	Quantity	Security Description	Price	Acq/Disp Yield	Amount	Interest Pur/Sold	Total Amount	Gain/Loss
Interest	05/08/2022	14913Q3B3	475,000.00	Caterpillar Finl Service Note 2.15% Due: 11/08/2024	0.000		5,106.25	0.00	5,106.25	0.00
Interest	05/12/2022	023135BX3	790,000.00	Amazon.com Inc Callable Note Cont 4/12/2026 1% Due: 05/12/2026	0.000		3,950.00	0.00	3,950.00	0.00
Interest	05/13/2022	808513BR5	470,000.00	Charles Schwab Corp Callable Note Cont 4/13/2026 1.15% Due: 05/13/2026	0.000		2,702.50	0.00	2,702.50	0.00
Interest	05/15/2022	91324PEC2	630,000.00	United Health Group Inc Callable Note Cont 4/15/2026 1.15% Due: 05/15/2026	0.000		3,622.50	0.00	3,622.50	0.00
Interest	05/22/2022	3135G04Q3	475,000.00	FNMA Note 0.25% Due: 05/22/2023	0.000		593.75	0.00	593.75	0.00
Interest	05/31/2022	91282CAZ4	1,100,000.00	US Treasury Note 0.375% Due: 11/30/2025	0.000		2,062.50	0.00	2,062.50	0.00
Interest	06/01/2022	46647PCH7	535,000.00	JP Morgan Chase & Co Callable Note Cont 6/1/2024 0.824% Due: 06/01/2025	0.000		2,204.20	0.00	2,204.20	0.00
Interest	06/08/2022	3130A0F70	750,000.00	FHLB Note 3.375% Due: 12/08/2023	0.000		12,656.25	0.00	12,656.25	0.00
Interest	06/14/2022	3130A1XJ2	1,000,000.00	FHLB Note 2.875% Due: 06/14/2024	0.000		14,375.00	0.00	14,375.00	0.00
Interest	06/17/2022	3135G04Z3	1,025,000.00	FNMA Note 0.5% Due: 06/17/2025	0.000		2,562.50	0.00	2,562.50	0.00
Interest	06/18/2022	89236TJK2	760,000.00	Toyota Motor Credit Corp Note 1.125% Due: 06/18/2026	0.000		4,275.00	0.00	4,275.00	0.00
Interest	06/19/2022	06051GJD2	500,000.00	Bank of America Corp Callable Note Cont 6/19/2025 1.319% Due: 06/19/2026	0.000		3,297.50	0.00	3,297.50	0.00
Interest	06/19/2022	3137EAEN5	400,000.00	FHLMC Note 2.75% Due: 06/19/2023	0.000		5,500.00	0.00	5,500.00	0.00

Transaction Ledger

As of June 30, 2022

City of Alameda - Account #270

June 30, 2021 through June 30, 2022

Transaction Type	Settlement Date	CUSIP	Quantity	Security Description	Price	Acq/Disp Yield	Amount	Interest Pur/Sold	Total Amount	Gain/Loss
Interest	06/23/2022	46647PCK0	255,000.00	JP Morgan Chase & Co Callable Note Cont 6/23/2024 0.969% Due: 06/23/2025	0.000		1,235.48	0.00	1,235.48	0.00
Interest	06/30/2022	912828N30	50,000.00	US Treasury Note 2.125% Due: 12/31/2022	0.000		531.25	0.00	531.25	0.00
Interest	06/30/2022	912828V23	450,000.00	US Treasury Note 2.25% Due: 12/31/2023	0.000		5,062.50	0.00	5,062.50	0.00
Interest	06/30/2022	912828XX3	900,000.00	US Treasury Note 2% Due: 06/30/2024	0.000		9,000.00	0.00	9,000.00	0.00
Subtotal			86,286,000.00				672,702.94	0.00	672,702.94	0.00
Dividend	07/01/2021	316175603	-47,998.91	Fidelity Institutional Government MMKT Fund #657	0.000		0.69	0.00	0.69	0.00
Dividend	08/02/2021	316175603	119,977.14	Fidelity Institutional Government MMKT Fund #657	0.000		2.30	0.00	2.30	0.00
Dividend	09/01/2021	316175603	177,768.75	Fidelity Institutional Government MMKT Fund #657	0.000		1.66	0.00	1.66	0.00
Dividend	10/01/2021	316175603	126,480.76	Fidelity Institutional Government MMKT Fund #657	0.000		1.58	0.00	1.58	0.00
Dividend	11/01/2021	316175603	144,181.79	Fidelity Institutional Government MMKT Fund #657	0.000		0.94	0.00	0.94	0.00
Dividend	12/01/2021	316175603	15,951.32	Fidelity Institutional Government MMKT Fund #657	0.000		2.26	0.00	2.26	0.00
Dividend	01/03/2022	316175603	168,040.96	Fidelity Institutional Government MMKT Fund #657	0.000		0.78	0.00	0.78	0.00
Dividend	02/01/2022	316175603	141,442.91	Fidelity Institutional Government MMKT Fund #657	0.000		1.62	0.00	1.62	0.00
Dividend	03/01/2022	316175603	40,375.78	Fidelity Institutional Government MMKT Fund #657	0.000		1.86	0.00	1.86	0.00
Dividend	04/01/2022	316175603	238,196.17	Fidelity Institutional Government MMKT Fund #657	0.000		3.17	0.00	3.17	0.00

Transaction Ledger

As of June 30, 2022

City of Alameda - Account #270

June 30, 2021 through June 30, 2022

Transaction Type	Settlement Date	CUSIP	Quantity	Security Description	Price	Acq/Disp Yield	Amount	Interest Pur/Sold	Total Amount	Gain/Loss
Dividend	05/02/2022	316175603	78,927.48	Fidelity Institutional Government MMKT Fund #657	0.000		1.84	0.00	1.84	0.00
Dividend	06/01/2022	316175603	50,989.96	Fidelity Institutional Government MMKT Fund #657	0.000		34.07	0.00	34.07	0.00
Subtotal			1,254,334.11				52.77	0.00	52.77	0.00
TOTAL Other Transactions			87,540,334.11				672,755.71	0.00	672,755.71	0.00



CITY OF ALAMEDA

Investment Transactions Reporting

Client Management Team

Monique Spyke, Managing Director

PFM Asset Management LLC

44 Montgomery Street, 3rd Floor
San Francisco, CA 94104
415-982-5544

213 Market Street
Harrisburg, PA 17101-2141
717-232-2723

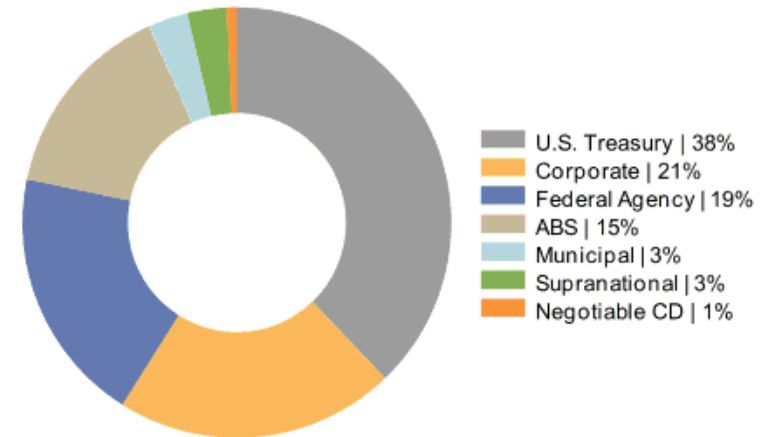
Account Summary

Consolidated Summary

Account Summary¹

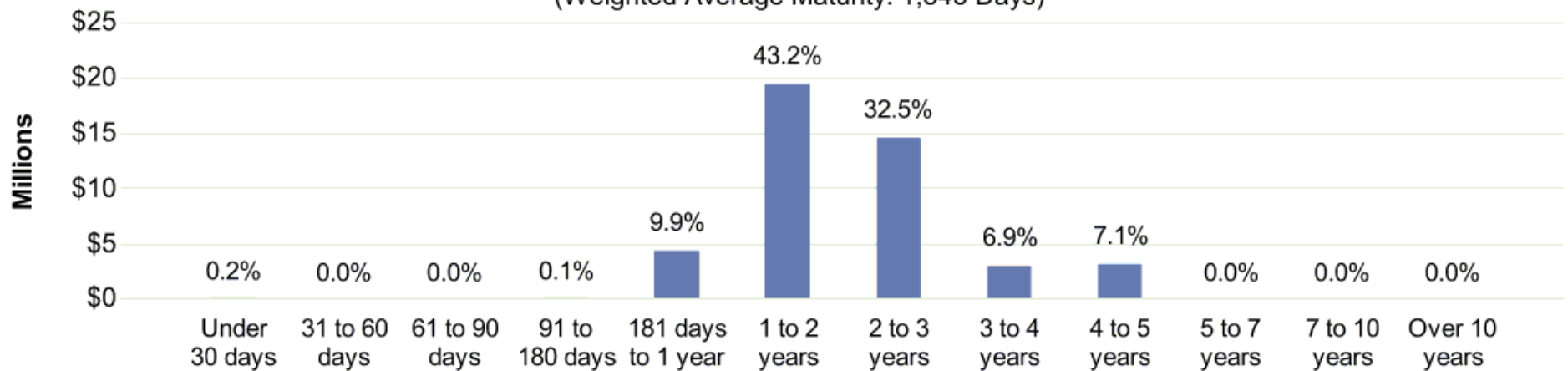
PFMAM Managed Account	\$45,397,445
Total Program	\$45,397,445

Sector Allocation



Maturity Distribution

(Weighted Average Maturity: 1,845 Days)



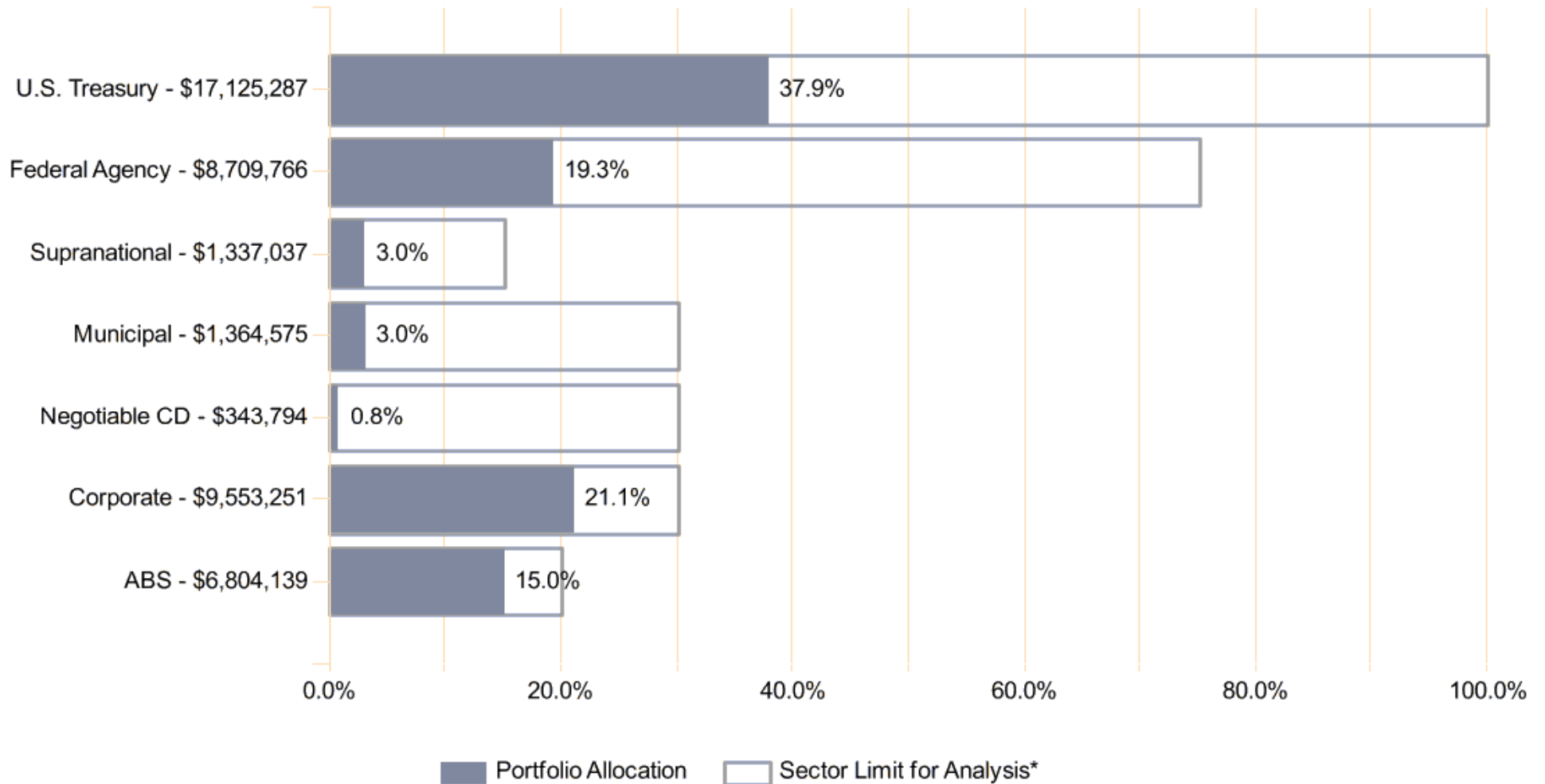
1. Account summary includes market values, accrued interest, cash and cash equivalents. Sector allocation and the maturity distribution include market values and accrued interest.

Account Summary

CITY OF ALAMEDA (PFM)			
Portfolio Values	<u>June 30, 2022</u>	Analytics ¹	<u>June 30, 2022</u>
PFMAM Managed Account	\$45,158,696	Yield at Market	2.99%
Amortized Cost	\$46,788,976	Yield on Cost	0.99%
Market Value	\$45,158,696	Portfolio Duration	1.72
Accrued Interest	\$79,154		
Cash	\$159,596		

1. Yield at market, yield on cost, and portfolio duration only include investments held within the separately managed account(s), excludes balances invested in overnight funds.

Sector Allocation Analytics



For informational/analytical purposes only and is not provided for compliance assurance. Includes accrued interest.

**Sector Limit for Analysis is as derived from our interpretation of your most recent Investment Policy as provided.*

Issuer Diversification

Security Type / Issuer	Market Value (%)	S&P / Moody's / Fitch
U.S. Treasury	37.9%	
UNITED STATES TREASURY	37.9%	AA / Aaa / AAA
Federal Agency	19.3%	
FANNIE MAE	4.9%	AA / Aaa / AAA
FEDERAL HOME LOAN BANKS	0.3%	AA / Aaa / NR
FREDDIE MAC	14.0%	AA / Aaa / AAA
Supranational	3.0%	
INTER-AMERICAN DEVELOPMENT BANK	1.7%	AAA / Aaa / AAA
INTL BANK OF RECONSTRUCTION AND DEV	1.3%	AAA / Aaa / AAA
Municipal	3.0%	
CALIFORNIA DEPARTMENT OF WATER RESOURCES	0.2%	AAA / Aa / NR
CALIFORNIA EARTHQUAKE AUTHORITY	0.2%	NR / NR / A
FLORIDA STATE BOARD OF ADMIN FIN CORP	0.2%	AA / Aa / AA
LOS ANGELES COMMUNITY COLLEGE DISTRICT	0.2%	AA / Aaa / NR
NEW JERSEY TURNPIKE AUTHORITY	0.2%	AA / A / A
NEW YORK ST URBAN DEVELOPMENT CORP	0.9%	AA / NR / AA
SAN JUAN UNIFIED SCHOOL DISTRICT	0.3%	NR / Aa / NR
STATE OF MARYLAND	0.5%	AAA / Aaa / AAA
STATE OF MISSISSIPPI	0.2%	AA / Aa / AA
Negotiable CD	0.8%	
CREDIT SUISSE GROUP RK	0.8%	A / Aa / A
Corporate	21.1%	
3M COMPANY	0.5%	A / A / NR
ADOBE INC	0.1%	A / A / NR
AMAZON.COM INC	1.2%	AA / A / AA
AMERICAN EXPRESS CO	0.6%	BBB / A / A

Security Type / Issuer	Market Value (%)	S&P / Moody's / Fitch
Corporate	21.1%	
AMERICAN HONDA FINANCE	0.7%	A / A / A
APPLE INC	0.5%	AA / Aaa / NR
ASTRAZENECA PLC	0.5%	A / A / NR
BANK OF AMERICA CO	1.5%	A / A / AA
BMW FINANCIAL SERVICES NA LLC	0.4%	A / A / NR
BRISTOL-MYERS SQUIBB CO	0.4%	A / A / NR
CATERPILLAR INC	0.7%	A / A / A
CHARLES SCHWAB	0.3%	A / A / A
CHEVRON CORPORATION	0.2%	AA / Aa / NR
CINTAS CORPORATION NO. 2	0.2%	A / A / NR
CITIGROUP INC	0.6%	BBB / A / A
DEERE & COMPANY	0.8%	A / A / A
GOLDMAN SACHS GROUP INC	0.8%	BBB / A / A
HOME DEPOT INC	0.1%	A / A / A
HSBC HOLDINGS PLC	0.7%	A / A / A
IBM CORP	0.4%	A / A / NR
JP MORGAN CHASE & CO	1.3%	A / A / AA
MORGAN STANLEY	0.6%	A / A / A
NATIONAL AUSTRALIA BANK LTD	0.5%	AA / Aa / NR
NATIONAL RURAL UTILITIES CO FINANCE CORP	0.4%	A / A / A
NESTLE SA	0.7%	AA / Aa / A
PACCAR FINANCIAL CORP	0.8%	A / A / NR
PEPSICO INC	0.2%	A / A / NR
RABOBANK NEDERLAND	0.5%	A / Aa / AA
Roche Holding AG	1.3%	AA / Aa / AA
STATE STREET CORPORATION	0.6%	A / A / AA

Ratings shown are calculated by assigning a numeral value to each security rating, then calculating a weighted average rating for each security type / issuer category using all available security ratings, excluding Not-Rated (NR) ratings. For security type / issuer categories where a rating from the applicable NRSRO is not available, a rating of NR is assigned. Includes accrued interest and excludes balances invested in overnight funds.

Issuer Diversification

Security Type / Issuer	Market Value (%)	S&P / Moody's / Fitch
Corporate	21.1%	
THE BANK OF NEW YORK MELLON CORPORATION	1.4%	A / A / AA
TOYOTA MOTOR CORP	0.7%	A / A / A
UNITEDHEALTH GROUP INC	0.3%	A / A / A
USAA CAPITAL CORP	0.4%	AA / Aa / NR
ABS	15.0%	
ALLY AUTO RECEIVABLES TRUST	0.7%	AAA / Aaa / AAA
AMERICAN EXPRESS CO	0.4%	AAA / Aaa / AAA
BMW FINANCIAL SERVICES NA LLC	0.2%	AAA / Aaa / AAA
BMW VEHICLE OWNER TRUST	0.3%	AAA / Aaa / NR
CAPITAL ONE FINANCIAL CORP	2.3%	AAA / Aaa / AAA
CARMAX AUTO OWNER TRUST	1.9%	AAA / Aaa / AAA
DISCOVER FINANCIAL SERVICES	0.3%	AAA / Aaa / NR
FIFTH THIRD AUTO TRUST	0.0%	AAA / Aaa / NR
FORD CREDIT AUTO OWNER TRUST	0.3%	AAA / Aaa / AAA
GM FINANCIAL CONSUMER AUTOMOBILE TRUST	1.0%	AAA / Aaa / AAA
GM FINANCIAL LEASINGTRUST	0.8%	AAA / Aaa / AAA
HARLEY-DAVIDSON MOTORCYCLE TRUST	0.5%	AAA / Aaa / NR
HONDA AUTO RECEIVABLES	1.1%	AAA / Aaa / AAA
HYUNDAI AUTO RECEIVABLES	1.1%	AAA / NR / AAA
KUBOTA CREDIT OWNER TRUST	1.3%	NR / Aaa / AAA
MERCEDES-BENZ AUTO LEASE TRUST	0.1%	AAA / NR / AAA
NISSAN AUTO RECEIVABLES	0.3%	AAA / Aaa / NR
Toyota Lease Owner Trust	0.3%	AAA / Aaa / NR
TOYOTA MOTOR CORP	0.7%	AAA / Aaa / AAA
VERIZON OWNER TRUST	0.7%	AAA / Aaa / AAA

Security Type / Issuer	Market Value (%)	S&P / Moody's / Fitch
ABS	15.0%	
VOLKSWAGEN AUTO LEASE TURST	0.2%	NR / Aaa / AAA
VOLKSWAGEN OF AMERICA	0.4%	AAA / Aaa / NR
WORLD OMNI AUTO REC TRUST	0.3%	AAA / NR / AAA
Total	100.0%	

Ratings shown are calculated by assigning a numeral value to each security rating, then calculating a weighted average rating for each security type / issuer category using all available security ratings, excluding Not-Rated (NR) ratings. For security type / issuer categories where a rating from the applicable NRSRO is not available, a rating of NR is assigned. Includes accrued interest and excludes balances invested in overnight funds.

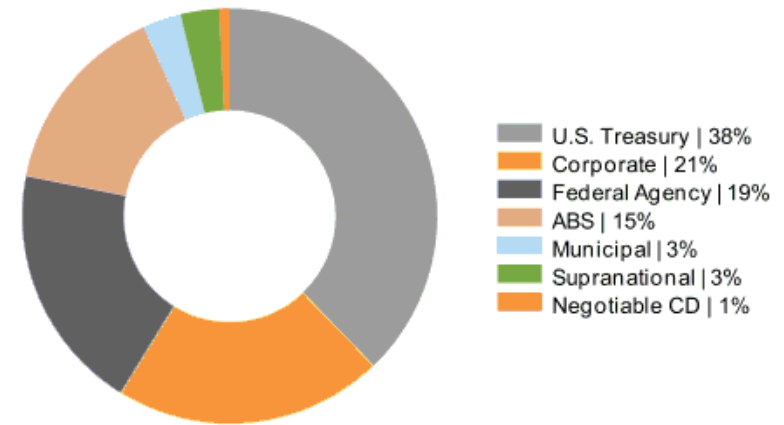
Portfolio Review:
CITY OF ALAMEDA
(PFMAM)

Portfolio Snapshot - CITY OF ALAMEDA (PFMAM)¹

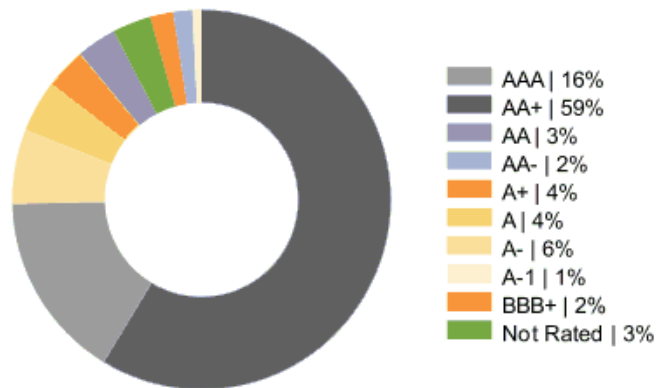
Portfolio Statistics

Total Market Value	\$45,397,445.46
<i>Securities Sub-Total</i>	\$45,158,695.64
<i>Accrued Interest</i>	\$79,154.13
<i>Cash</i>	\$159,595.69
Portfolio Effective Duration	1.72 years
Benchmark Effective Duration	1.78 years
Yield At Cost	0.99%
Yield At Market	2.99%
Portfolio Credit Quality	AA

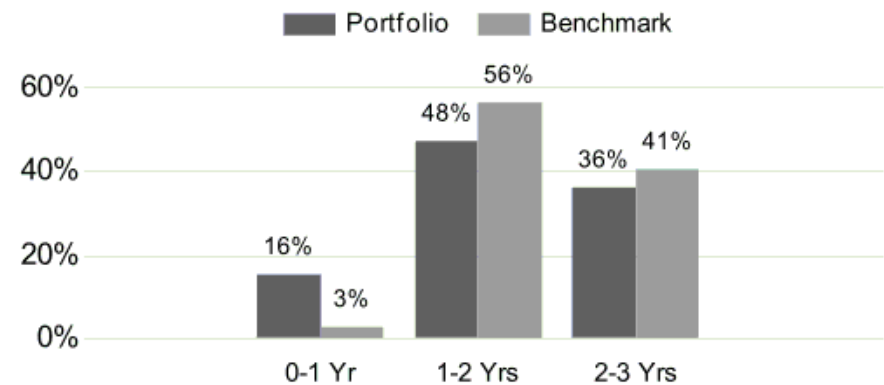
Sector Allocation



Credit Quality - S&P



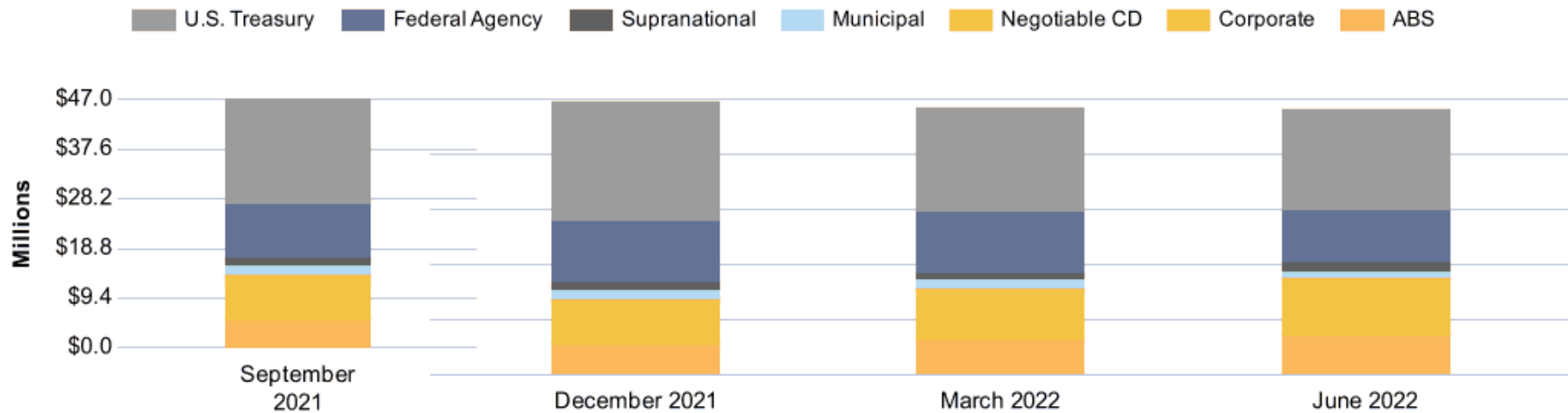
Duration Distribution



1. Yield and duration calculations exclude cash and cash equivalents. Sector allocation includes market values and accrued interests. The portfolio's benchmark is the ICE BofAML 1-3 Year U.S. Treasury/Agency Index. Source: Bloomberg. An average of each security's credit rating was assigned a numeric value and adjusted for its relative weighting in the portfolio.

Sector Allocation Review - CITY OF ALAMEDA (PFMAM)

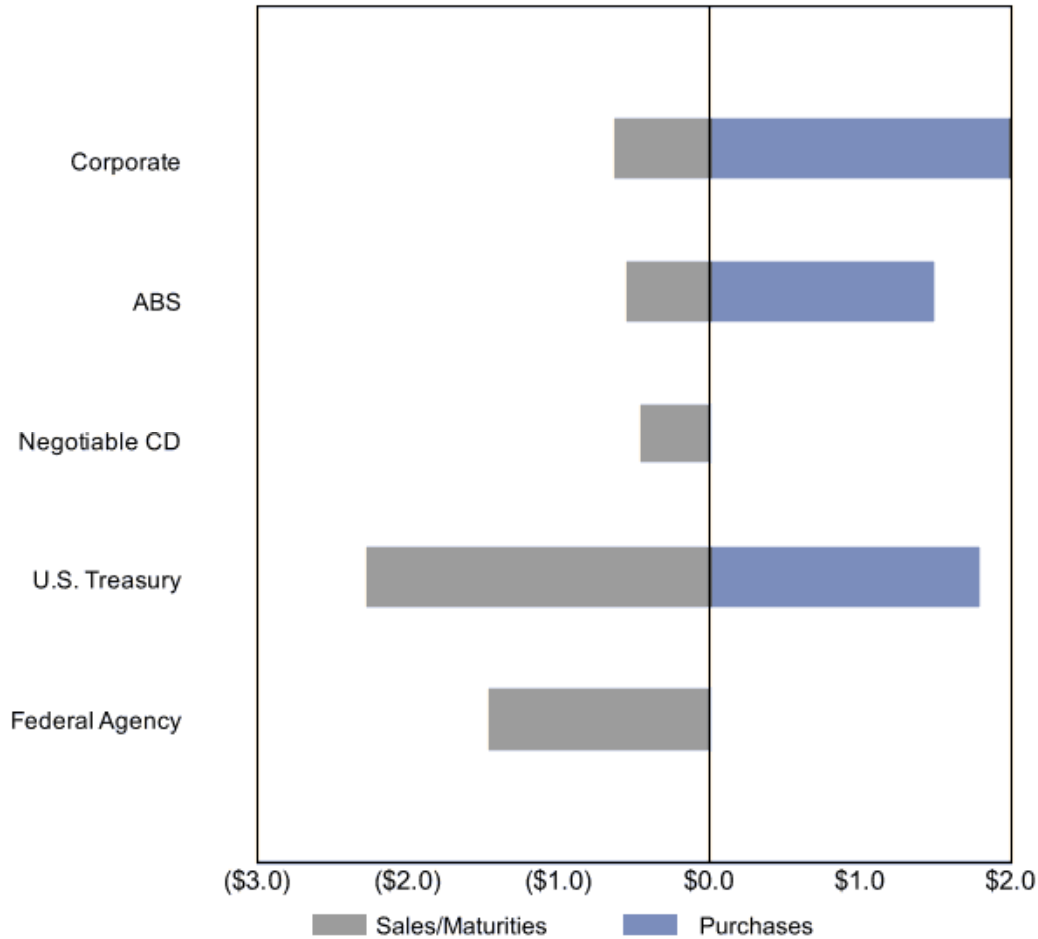
Security Type	Sep-21	% of Total	Dec-21	% of Total	Mar-22	% of Total	Jun-22	% of Total
U.S. Treasury	\$19.4	41.4%	\$20.3	43.5%	\$17.7	38.7%	\$17.1	37.9%
Federal Agency	\$10.5	22.3%	\$10.4	22.3%	\$10.2	22.4%	\$8.7	19.3%
Supranational	\$1.4	3.0%	\$1.4	3.0%	\$1.3	3.0%	\$1.3	3.0%
Municipal	\$1.5	3.1%	\$1.5	3.1%	\$1.4	3.0%	\$1.4	3.0%
Negotiable CD	\$2.1	4.4%	\$0.8	1.7%	\$0.8	1.8%	\$0.3	0.8%
Corporate	\$6.9	14.6%	\$7.0	15.1%	\$8.3	18.1%	\$9.5	21.0%
ABS	\$5.2	11.2%	\$5.3	11.3%	\$5.9	13.0%	\$6.8	15.1%
Total	\$46.9	100.0%	\$46.6	100.0%	\$45.6	100.0%	\$45.2	100.0%



Market values, excluding accrued interest. Only includes fixed-income securities held within the separately managed account(s) and LGIPs managed by PFMAM. Detail may not add to total due to rounding.

Portfolio Activity - CITY OF ALAMEDA (PFMAM)

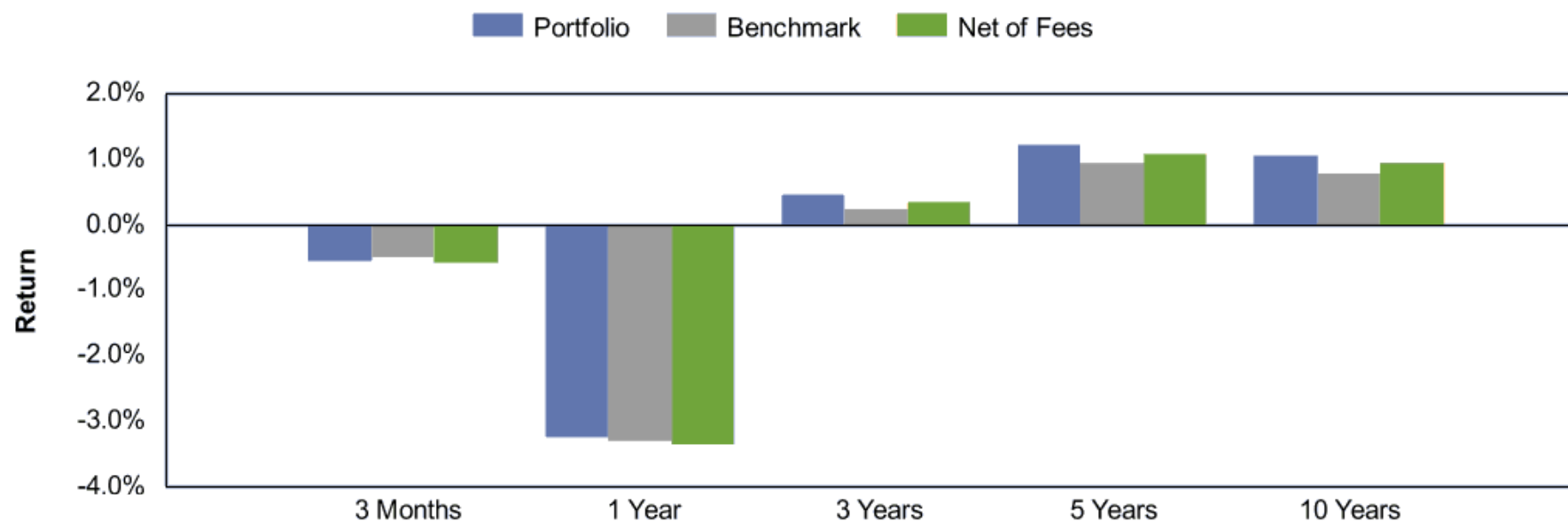
Net Activity by Sector
(\$ millions)



Sector	Net Activity
Corporate	\$1,370,224
ABS	\$935,745
Negotiable CD	(\$449,703)
U.S. Treasury	(\$467,615)
Federal Agency	(\$1,460,503)
Total Net Activity	(\$71,851)

Based on total proceeds (principal and accrued interest) of buys, sells, maturities, and principal paydowns. Detail may not add to total due to rounding.

Portfolio Performance



Market Value Basis Earnings	3 Months	1 Year	3 Years	5 Years	10 Years ¹
Interest Earned ²	\$100,262	\$363,363	\$2,054,969	\$3,696,471	\$5,928,239
Change in Market Value	(\$351,587)	(\$1,885,541)	(\$1,446,641)	(\$1,053,025)	(\$1,362,057)
Total Dollar Return	(\$251,325)	(\$1,522,178)	\$608,328	\$2,643,446	\$4,566,182
Total Return³					
Portfolio	-0.55%	-3.24%	0.46%	1.21%	1.07%
Benchmark ⁴	-0.51%	-3.30%	0.23%	0.94%	0.79%
Basis Point Fee	0.03%	0.12%	0.12%	0.12%	0.12%
Net of Fee Return	-0.58%	-3.36%	0.34%	1.09%	0.95%

1. The lesser of 10 years or since inception is shown. Since inception returns for periods one year or less are not shown. Performance inception date is June 30, 2002.

2. Interest earned calculated as the ending accrued interest less beginning accrued interest, plus net interest activity.

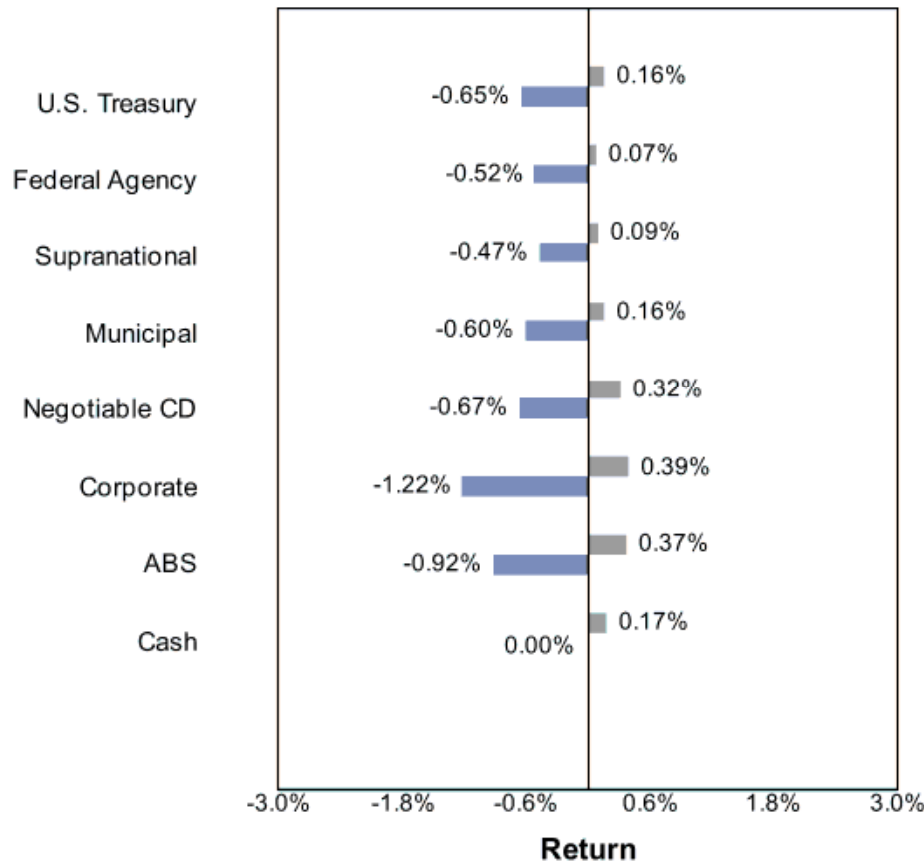
3. Returns for periods one year or less are presented on a periodic basis. Returns for periods greater than one year are presented on an annualized basis.

4. The portfolio's benchmark is the ICE BofAML 1-3 Year U.S. Treasury/Agency Index. Source: Bloomberg.

Quarterly Sector Performance

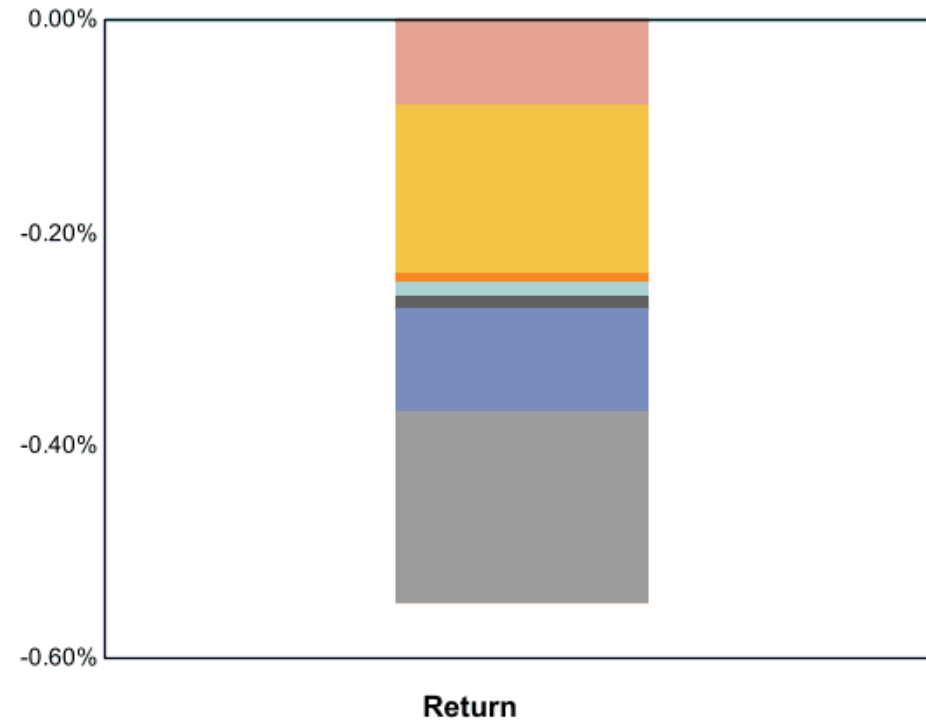
Total Return by Sector

Price Returns Income Returns



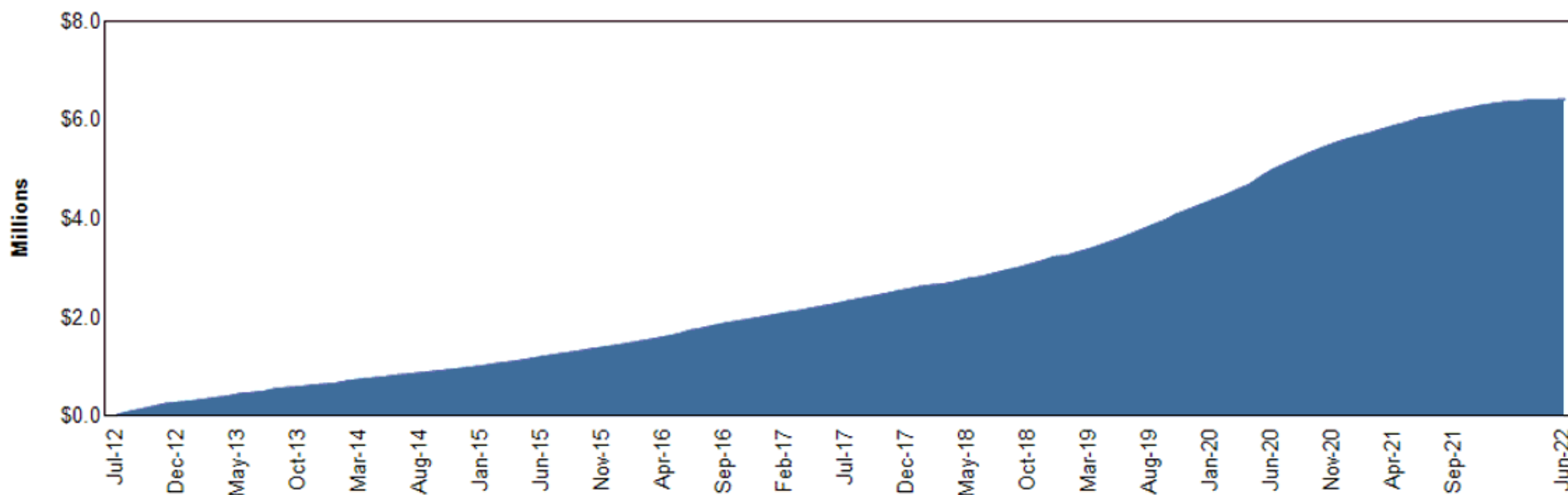
Contribution to Total Return

U.S. Treasury | -0.18% Negotiable CD | -0.01%
 Federal Agency | -0.10% Corporate | -0.16%
 Supranational | -0.01% ABS | -0.08%
 Municipal | -0.01% Cash | <0.01%



1. Performance on trade-date basis, gross (i.e., before fees), in accordance with the CFA Institute's Global Investment Performance Standards (GIPS).
2. Income returns calculated as interest earned on investments during the period.
3. Price returns calculated as the change in market value of each security for the period.
4. Returns are presented on a periodic basis.

Accrual Basis Earnings - CITY OF ALAMEDA (PFMAM)



Accrual Basis Earnings	3 Months	1 Year	3 Years	5 Year	10 Year ¹
Interest Earned ²	\$100,262	\$363,363	\$2,054,969	\$3,696,471	\$5,928,239
Realized Gains / (Losses) ³	(\$75,855)	\$36,844	\$709,923	\$395,893	\$828,030
Change in Amortized Cost	(\$2,305)	(\$16,796)	(\$4,423)	\$57,730	(\$328,384)
Total Earnings	\$22,102	\$383,411	\$2,760,469	\$4,150,094	\$6,427,885

1. The lesser of 10 years or since inception is shown. Performance inception date is June 30, 2002.

2. Interest earned calculated as the ending accrued interest less beginning accrued interest, plus net interest activity.

3. Realized gains / (losses) are shown on an amortized cost basis.

**Issuer Distribution
As of June 30, 2022**

Issuer	Market Value (\$)	% of Portfolio
UNITED STATES TREASURY	17,100,229	37.86%
FREDDIE MAC	6,340,465	14.03%
FANNIE MAE	2,215,245	4.90%
CAPITAL ONE FINANCIAL CORP	1,024,410	2.26%
CARMAX AUTO OWNER TRUST	863,134	1.91%
INTER-AMERICAN DEVELOPMENT BANK	748,322	1.66%
BANK OF AMERICA CO	662,425	1.47%
TOYOTA MOTOR CORP	655,200	1.45%
THE BANK OF NEW YORK MELLON CORPORATION	647,429	1.43%
JP MORGAN CHASE & CO	600,857	1.33%
INTL BANK OF RECONSTRUCTION AND DEV	587,777	1.30%
KUBOTA CREDIT OWNER TRUST	584,387	1.29%
ROCHE HOLDING AG	569,458	1.26%
AMAZON.COM INC	559,104	1.24%
HONDA AUTO RECEIVABLES	503,587	1.12%
HYUNDAI AUTO RECEIVABLES	476,623	1.06%
GM FINANCIAL CONSUMER AUTOMOBILE TRUST	459,332	1.02%
AMERICAN EXPRESS CO	432,263	0.96%
NEW YORK ST URBAN DEVELOPMENT CORP	403,363	0.89%
DEERE & COMPANY	382,770	0.85%
GM FINANCIAL LEASINGTRUST	349,944	0.77%
CREDIT SUISSE GROUP RK	343,186	0.76%
GOLDMAN SACHS GROUP INC	341,741	0.76%
PACCAR FINANCIAL CORP	339,113	0.75%

Issuer	Market Value (\$)	% of Portfolio
HSBC HOLDINGS PLC	332,836	0.74%
ALLY AUTO RECEIVABLES TRUST	320,803	0.71%
NESTLE SA	309,963	0.69%
AMERICAN HONDA FINANCE	307,277	0.68%
CATERPILLAR INC	304,095	0.67%
VERIZON OWNER TRUST	297,371	0.66%
CITIGROUP INC	284,081	0.63%
BMW FINANCIAL SERVICES NA LLC	282,047	0.62%
STATE STREET CORPORATION	279,969	0.62%
MORGAN STANLEY	278,735	0.62%
NATIONAL AUSTRALIA BANK LTD	247,667	0.55%
RABOBANK NEDERLAND	235,255	0.52%
STATE OF MARYLAND	233,683	0.52%
3M COMPANY	222,581	0.49%
HARLEY-DAVIDSON MOTORCYCLE TRUST	212,250	0.47%
APPLE INC	211,055	0.47%
ASTRAZENECA PLC	208,597	0.46%
BRISTOL-MYERS SQUIBB CO	197,578	0.44%
NATIONAL RURAL UTILITIES CO FINANCE CORP	187,630	0.42%
USAA CAPITAL CORP	178,659	0.40%
IBM CORP	175,407	0.39%
VOLKSWAGEN OF AMERICA	163,007	0.36%
WORLD OMNI AUTO REC TRUST	152,221	0.34%
SAN JUAN UNIFIED SCHOOL DISTRICT	150,995	0.33%
NISSAN AUTO RECEIVABLES	149,585	0.33%
FEDERAL HOME LOAN BANKS	148,986	0.33%
UNITEDHEALTH GROUP INC	147,676	0.33%

Issuer	Market Value (\$)	% of Portfolio
CHARLES SCHWAB	139,087	0.31%
FORD CREDIT AUTO OWNER TRUST	132,011	0.29%
DISCOVER FINANCIAL SERVICES	131,139	0.29%
BMW VEHICLE OWNER TRUST	123,733	0.27%
TOYOTA LEASE OWNER TRUST	117,482	0.26%
STATE OF MISSISSIPPI	110,425	0.24%
PEPSICO INC	107,852	0.24%
FLORIDA STATE BOARD OF ADMIN FIN CORP	103,103	0.23%
CINTAS CORPORATION NO. 2	100,144	0.22%
VOLKSWAGEN AUTO LEASE TURST	99,255	0.22%
CHEVRON CORPORATION	98,276	0.22%
CALIFORNIA EARTHQUAKE AUTHORITY	95,000	0.21%
CALIFORNIA DEPARTMENT OF WATER RESOURCES	93,161	0.21%
NEW JERSEY TURNPIKE AUTHORITY	88,743	0.20%
LOS ANGELES COMMUNITY COLLEGE DISTRICT	82,630	0.18%
ADOBE INC	49,559	0.11%
MERCEDES-BENZ AUTO LEASE TRUST	39,255	0.09%
HOME DEPOT INC	34,255	0.08%
FIFTH THIRD AUTO TRUST	3,213	0.01%
Grand Total	45,158,696	100.00%



Portfolio Holdings

Managed Account Detail of Securities Held

Security Type/Description Dated Date/Coupon/Maturity	CUSIP	Par	S&P Rating	Moody's Rating	Trade Date	Settle Date	Original Cost	YTM at Cost	Accrued Interest	Amortized Cost	Market Value
U.S. Treasury											
US TREASURY NOTES DTD 09/30/2021 0.250% 09/30/2023	91282CDA6	540,000.00	AA+	Aaa	10/4/2021	10/6/2021	539,725.78	0.28	339.34	539,827.29	522,112.50
US TREASURY N/B NOTES DTD 10/31/2021 0.375% 10/31/2023	91282CDD0	925,000.00	AA+	Aaa	11/1/2021	11/4/2021	922,362.30	0.52	584.41	923,230.63	893,636.77
US TREASURY NOTES DTD 11/15/2020 0.250% 11/15/2023	91282CAW1	935,000.00	AA+	Aaa	12/1/2020	12/3/2020	935,693.95	0.22	298.54	935,323.46	900,667.92
US TREASURY NOTES DTD 12/15/2020 0.125% 12/15/2023	91282CBA8	225,000.00	AA+	Aaa	1/6/2021	1/11/2021	224,490.23	0.20	12.30	224,746.07	215,859.38
US TREASURY NOTES DTD 01/15/2021 0.125% 01/15/2024	91282CBE0	775,000.00	AA+	Aaa	2/2/2021	2/3/2021	773,789.06	0.18	446.91	774,366.39	741,820.31
US TREASURY NOTES DTD 02/15/2021 0.125% 02/15/2024	91282CBM2	15,000.00	AA+	Aaa	2/24/2021	2/25/2021	14,951.37	0.23	7.04	14,973.38	14,327.34
US TREASURY NOTES DTD 02/15/2021 0.125% 02/15/2024	91282CBM2	1,100,000.00	AA+	Aaa	3/1/2021	3/3/2021	1,095,230.47	0.27	516.58	1,097,374.33	1,050,671.82
US TREASURY NOTES DTD 03/15/2021 0.250% 03/15/2024	91282CBR1	200,000.00	AA+	Aaa	3/29/2021	3/30/2021	199,585.94	0.32	146.74	199,761.37	190,906.24
US TREASURY N/B NOTES DTD 04/15/2021 0.375% 04/15/2024	91282CBV2	475,000.00	AA+	Aaa	4/27/2021	4/29/2021	475,352.54	0.35	374.74	475,213.09	453,402.32
US TREASURY NOTES DTD 05/01/2017 2.000% 04/30/2024	912828X70	550,000.00	AA+	Aaa	4/5/2021	4/7/2021	576,619.14	0.41	1,853.26	565,914.39	540,289.09
US TREASURY N/B NOTES DTD 06/15/2021 0.250% 06/15/2024	91282CCG4	725,000.00	AA+	Aaa	7/1/2021	7/7/2021	720,298.83	0.47	79.23	721,870.26	687,390.63
US TREASURY N/B NOTES DTD 06/15/2021 0.250% 06/15/2024	91282CCG4	350,000.00	AA+	Aaa	6/16/2021	6/17/2021	349,138.67	0.33	38.25	349,437.06	331,843.75
US TREASURY N/B NOTES DTD 06/15/2021 0.250% 06/15/2024	91282CCG4	500,000.00	AA+	Aaa	6/18/2021	6/21/2021	496,660.16	0.48	54.64	497,809.19	474,062.50
US TREASURY N/B NOTES DTD 06/15/2021 0.250% 06/15/2024	91282CCG4	1,250,000.00	AA+	Aaa	6/28/2021	6/29/2021	1,242,041.02	0.47	136.61	1,244,740.60	1,185,156.25
US TREASURY N/B NOTES DTD 06/15/2021 0.250% 06/15/2024	91282CCG4	300,000.00	AA+	Aaa	6/17/2021	6/21/2021	298,429.69	0.43	32.79	298,969.93	284,437.50

Security Type/Description Dated Date/Coupon/Maturity	CUSIP	Par	S&P Rating	Moody's Rating	Trade Date	Settle Date	Original Cost	YTM at Cost	Accrued Interest	Amortized Cost	Market Value
U.S. Treasury											
US TREASURY N/B NOTES DTD 07/15/2021 0.375% 07/15/2024	91282CCL3	250,000.00	AA+	Aaa	8/5/2021	8/9/2021	249,970.70	0.38	432.49	249,979.62	237,109.38
US TREASURY N/B NOTES DTD 07/15/2021 0.375% 07/15/2024	91282CCL3	350,000.00	AA+	Aaa	8/10/2021	8/12/2021	349,357.42	0.44	605.49	349,551.76	331,953.12
US TREASURY N/B NOTES DTD 07/15/2021 0.375% 07/15/2024	91282CCL3	900,000.00	AA+	Aaa	8/4/2021	8/9/2021	900,984.38	0.34	1,556.98	900,684.75	853,593.75
US TREASURY N/B NOTES DTD 08/15/2021 0.375% 08/15/2024	91282CCT6	950,000.00	AA+	Aaa	9/1/2021	9/7/2021	948,960.94	0.41	1,338.40	949,248.55	898,492.14
US TREASURY N/B NOTES DTD 08/15/2021 0.375% 08/15/2024	91282CCT6	300,000.00	AA+	Aaa	8/23/2021	8/24/2021	299,449.22	0.44	422.65	299,606.80	283,734.36
US TREASURY N/B NOTES DTD 09/15/2021 0.375% 09/15/2024	91282CCX7	475,000.00	AA+	Aaa	10/4/2021	10/6/2021	473,125.98	0.51	522.76	473,593.18	448,132.81
US TREASURY N/B NOTES DTD 09/15/2021 0.375% 09/15/2024	91282CCX7	450,000.00	AA+	Aaa	10/7/2021	10/13/202	447,556.64	0.56	495.24	448,153.75	424,546.88
US TREASURY N/B NOTES DTD 10/15/2021 0.625% 10/15/2024	91282CDB4	475,000.00	AA+	Aaa	11/1/2021	11/4/2021	472,662.11	0.79	624.57	473,181.40	449,988.31
US TREASURY NOTES DTD 10/31/2019 1.500% 10/31/2024	912828YM6	575,000.00	AA+	Aaa	5/4/2021	5/6/2021	595,911.13	0.45	1,453.13	589,000.94	555,414.06
US TREASURY N/B NOTES DTD 11/15/2021 0.750% 11/15/2024	91282CDH1	550,000.00	AA+	Aaa	12/2/2021	12/7/2021	547,443.36	0.91	526.83	547,933.74	521,382.84
US TREASURY NOTES DTD 11/30/2019 1.500% 11/30/2024	912828YV6	450,000.00	AA+	Aaa	6/2/2021	6/7/2021	466,664.06	0.43	571.72	461,567.90	434,039.04
US TREASURY N/B NOTES DTD 12/15/2021 1.000% 12/15/2024	91282CDN8	450,000.00	AA+	Aaa	1/3/2022	1/6/2022	449,666.02	1.03	196.72	449,720.75	428,484.37
US TREASURY N/B NOTES DTD 12/15/2021 1.000% 12/15/2024	91282CDN8	250,000.00	AA+	Aaa	12/22/202	12/27/202	250,322.27	0.96	109.29	250,266.97	238,046.88
US TREASURY N/B NOTES DTD 02/15/2022 1.500% 02/15/2025	91282CDZ1	750,000.00	AA+	Aaa	2/11/2022	2/15/2022	742,968.75	1.82	4,226.52	743,841.24	720,703.13
US TREASURY NOTES DTD 04/30/2018 2.875% 04/30/2025	9128284M9	550,000.00	AA+	Aaa	5/4/2022	5/5/2022	548,044.92	3.00	2,664.06	548,147.06	547,593.75
US TREASURY N/B NOTES DTD 05/15/2022 2.750% 05/15/2025	91282CEQ0	1,250,000.00	AA+	Aaa	6/1/2022	6/6/2022	1,246,191.41	2.86	4,390.29	1,246,280.06	1,240,429.75
Security Type Sub-Total		17,840,000.00					17,853,648.46	0.76	25,058.52	17,844,315.91	17,100,228.89

Security Type/Description Dated Date/Coupon/Maturity	CUSIP	Par	S&P Rating	Moody's Rating	Trade Date	Settle Date	Original Cost	YTM at Cost	Accrued Interest	Amortized Cost	Market Value
Supranational											
INTL BK OF RECON AND DEV NOTE DTD 04/20/2021 0.125% 04/20/2023	459058JV6	325,000.00	AAA	Aaa	4/13/2021	4/20/2021	324,327.25	0.23	80.12	324,729.98	318,146.40
INTER-AMERICAN DEVEL BK NOTES DTD 04/24/2020 0.500% 05/24/2023	4581X0DM7	325,000.00	AAA	Aaa	4/17/2020	4/24/2020	324,889.50	0.51	167.01	324,967.88	318,175.00
INTL BK RECON & DEVELOP NOTES DTD 11/24/2020 0.250% 11/24/2023	459058JM6	280,000.00	AAA	Aaa	11/17/2020	11/24/2020	279,398.00	0.32	71.94	279,719.07	269,630.48
INTER-AMERICAN DEVEL BK NOTES DTD 09/23/2021 0.500% 09/23/2024	4581X0DZ8	455,000.00	AAA	Aaa	9/15/2021	9/23/2021	454,663.30	0.52	619.31	454,749.63	430,146.99
Security Type Sub-Total		1,385,000.00					1,383,278.05	0.41	938.38	1,384,166.56	1,336,098.87
Negotiable CD											
CREDIT SUISSE NEW YORK CERT DEPOS DTD 03/23/2021 0.590% 03/17/2023	22552G3C2	350,000.00	A-1	P-1	3/19/2021	3/23/2021	350,000.00	0.59	608.03	350,000.00	343,185.85
Security Type Sub-Total		350,000.00					350,000.00	0.59	608.03	350,000.00	343,185.85
Municipal											
CA ST EARTHQUAKE AUTH TXBL REV BONDS DTD 11/24/2020 1.327% 07/01/2022	13017HAJ5	95,000.00	NR	NR	11/13/2020	11/24/2020	95,000.00	1.33	630.33	95,000.00	95,000.00
CA ST DEPT WTR RES WTR SYS TXBL REV BNDS DTD 08/06/2020 0.349% 12/01/2022	13067WQZ8	65,000.00	AAA	Aa1	7/30/2020	8/6/2020	65,000.00	0.35	18.90	65,000.00	64,287.60
NY ST URBAN DEV CORP TXBL REV BONDS DTD 12/23/2020 0.480% 03/15/2023	650036DR4	105,000.00	AA+	NR	12/16/202	12/23/202	105,000.00	0.48	148.40	105,000.00	102,881.10
LOS ANGELES CCD, CA TXBL GO BONDS DTD 11/10/2020 0.444% 08/01/2023	54438CYH9	85,000.00	AA+	Aaa	10/30/202	11/10/2020	85,000.00	0.44	157.25	85,000.00	82,630.20
SAN JUAN USD, CA TXBL GO BONDS DTD 10/29/2020 0.499% 08/01/2023	798306WM4	155,000.00	NR	Aa2	10/16/202	10/29/202	155,000.00	0.50	322.27	155,000.00	150,994.80

Security Type/Description Dated Date/Coupon/Maturity	CUSIP	Par	S&P Rating	Moody's Rating	Trade Date	Settle Date	Original Cost	YTM at Cost	Accrued Interest	Amortized Cost	Market Value
Municipal											
MD ST TXBL GO BONDS DTD 08/05/2020 0.410% 08/01/2023	574193TP3	240,000.00	AAA	Aaa	7/23/2020	8/5/2020	240,000.00	0.41	410.00	240,000.00	233,683.20
MS ST TXBL GO BONDS DTD 08/06/2020 0.422% 11/01/2023	605581MY0	115,000.00	AA	Aa2	7/24/2020	8/6/2020	115,000.00	0.42	80.88	115,000.00	110,425.30
CA ST DEPT WTR RES WTR SYS TXBL REV BNDS DTD 08/06/2020 0.414% 12/01/2023	13067WRA2	30,000.00	AAA	Aa1	7/30/2020	8/6/2020	30,000.00	0.41	10.35	30,000.00	28,873.50
NY ST URBAN DEV CORP TXBL REV BONDS DTD 12/23/2020 0.620% 03/15/2024	650036DS2	315,000.00	AA+	NR	12/16/202	12/23/202	315,000.00	0.62	575.05	315,000.00	300,481.65
NJ TURNPIKE AUTHORITY TXBL REV BONDS DTD 02/04/2021 0.897% 01/01/2025	646140DN0	95,000.00	AA-	A1	1/22/2021	2/4/2021	95,000.00	0.90	426.08	95,000.00	88,743.30
FL ST BOARD OF ADMIN TXBL REV BONDS DTD 09/16/2020 1.258% 07/01/2025	341271AD6	110,000.00	AA	Aa3	9/3/2020	9/16/2020	110,000.00	1.26	691.90	110,000.00	103,103.00
Security Type Sub-Total		1,410,000.00					1,410,000.00	0.63	3,471.41	1,410,000.00	1,361,103.65
Federal Agency											
FREDDIE MAC NOTES DTD 04/20/2020 0.375% 04/20/2023	3137EAEQ8	175,000.00	AA+	Aaa	4/17/2020	4/20/2020	174,562.50	0.46	129.43	174,882.93	171,763.90
FANNIE MAE NOTES DTD 05/22/2020 0.250% 05/22/2023	3135G04Q3	1,385,000.00	AA+	Aaa	5/20/2020	5/22/2020	1,380,831.15	0.35	375.10	1,383,762.67	1,354,002.32
FEDERAL HOME LOAN BANKS NOTES DTD 05/09/2013 2.125% 06/09/2023	3133834G3	150,000.00	AA+	Aaa	3/24/2020	3/25/2020	156,543.00	0.75	194.79	151,916.52	148,986.00
FREDDIE MAC NOTES DTD 06/26/2020 0.250% 06/26/2023	3137EAES4	850,000.00	AA+	Aaa	6/24/2020	6/26/2020	847,518.00	0.35	29.51	849,184.00	828,265.50
FANNIE MAE NOTES DTD 07/10/2020 0.250% 07/10/2023	3135G05G4	885,000.00	AA+	Aaa	7/8/2020	7/10/2020	883,097.25	0.32	1,050.94	884,350.11	861,243.06
FREDDIE MAC NOTES DTD 08/21/2020 0.250% 08/24/2023	3137EAEV7	830,000.00	AA+	Aaa	8/19/2020	8/21/2020	829,153.40	0.28	732.01	829,676.93	804,832.74
FREDDIE MAC NOTES DTD 09/04/2020 0.250% 09/08/2023	3137EAEW5	595,000.00	AA+	Aaa	9/2/2020	9/4/2020	595,108.65	0.24	466.91	595,042.91	576,357.46

Security Type/Description Dated Date/Coupon/Maturity	CUSIP	Par	S&P Rating	Moody's Rating	Trade Date	Settle Date	Original Cost	YTM at Cost	Accrued Interest	Amortized Cost	Market Value
Federal Agency											
FREDDIE MAC NOTES DTD 09/04/2020 0.250% 09/08/2023	3137EAEW5	795,000.00	AA+	Aaa	9/2/2020	9/4/2020	794,737.65	0.26	623.86	794,896.40	770,091.06
FREDDIE MAC NOTES DTD 09/04/2020 0.250% 09/08/2023	3137EAEW5	1,000,000.00	AA+	Aaa	10/7/2020	10/9/2020	999,710.00	0.26	784.72	999,881.71	968,668.00
FREDDIE MAC NOTES DTD 10/16/2020 0.125% 10/16/2023	3137EAEY1	325,000.00	AA+	Aaa	10/14/2020	10/16/2020	323,787.75	0.25	84.64	324,477.46	313,377.35
FREDDIE MAC NOTES DTD 11/05/2020 0.250% 11/06/2023	3137EAEZ8	1,165,000.00	AA+	Aaa	11/3/2020	11/5/2020	1,163,951.50	0.28	444.97	1,164,528.37	1,123,339.60
FREDDIE MAC NOTES DTD 12/04/2020 0.250% 12/04/2023	3137EAFA2	815,000.00	AA+	Aaa	12/2/2020	12/4/2020	814,193.15	0.28	152.81	814,616.10	783,769.20
Security Type Sub-Total		8,970,000.00					8,963,194.00	0.31	5,069.69	8,967,216.11	8,704,696.19
Corporate											
ADOBE INC CORP NOTE DTD 02/03/2020 1.700% 02/01/2023	00724PAA7	50,000.00	A+	A2	1/22/2020	2/3/2020	49,931.50	1.75	354.17	49,986.54	49,558.80
3M COMPANY DTD 08/26/2019 1.750% 02/14/2023	88579YBL4	225,000.00	A+	A1	8/19/2019	8/26/2019	224,142.75	1.86	1,498.44	224,845.86	222,580.58
PEPSICO INC CORPORATE NOTES DTD 05/01/2020 0.750% 05/01/2023	713448EY0	110,000.00	A+	A1	4/29/2020	5/1/2020	109,782.20	0.82	137.50	109,939.53	107,852.03
CHEVRON CORP CORPORATE NOTES DTD 05/11/2020 1.141% 05/11/2023	166764BV1	100,000.00	AA-	Aa2	5/7/2020	5/11/2020	100,000.00	1.14	158.47	100,000.00	98,276.30
APPLE INC CORPORATE NOTES DTD 05/11/2020 0.750% 05/11/2023	037833DV9	215,000.00	AA+	Aaa	5/4/2020	5/11/2020	214,415.20	0.84	223.96	214,832.30	211,054.54
AMAZON.COM INC CORPORATE NOTES DTD 06/03/2020 0.400% 06/03/2023	023135BP0	150,000.00	AA	A1	6/1/2020	6/3/2020	149,790.00	0.45	46.67	149,935.37	146,253.60
PACCAR FINANCIAL CORP CORPORATE NOTES DTD 06/08/2020 0.800% 06/08/2023	69371RQ82	50,000.00	A+	A1	6/1/2020	6/8/2020	49,930.50	0.85	25.56	49,978.29	48,971.45
JOHN DEERE CAPITAL CORP CORPORATE NOTES DTD 06/04/2020 0.700% 07/05/2023	24422EVH9	100,000.00	A	A2	6/1/2020	6/4/2020	99,918.00	0.73	342.22	99,973.13	97,729.70

Security Type/Description Dated Date/Coupon/Maturity	CUSIP	Par	S&P Rating	Moody's Rating	Trade Date	Settle Date	Original Cost	YTM at Cost	Accrued Interest	Amortized Cost	Market Value
Corporate											
PACCAR FINANCIAL CORP CORPORATE NOTES DTD 08/11/2020 0.350% 08/11/2023	69371RQ90	30,000.00	A+	A1	8/4/2020	8/11/2020	29,960.70	0.39	40.83	29,985.43	29,045.22
CATERPILLAR FINL SERVICE CORPORATE NOTES DTD 09/14/2020 0.450% 09/14/2023	14913R2F3	100,000.00	A	A2	9/9/2020	9/14/2020	99,932.00	0.47	133.75	99,972.68	97,063.60
BRISTOL-MYERS SQUIBB CO (CALLABLE) CORP DTD 11/13/2020 0.537% 11/13/2023	110122DT2	205,000.00	A+	A2	11/9/2020	11/13/2020	205,000.00	0.54	146.78	205,000.00	197,578.39
GOLDMAN SACHS GROUP INC (CALLABLE) CORP DTD 11/19/2020 0.627% 11/17/2023	38141GXL3	175,000.00	BBB+	A2	11/16/2020	11/19/2020	175,000.00	0.63	134.11	175,000.00	172,986.63
TOYOTA MOTOR CREDIT CORP CORPORATE NOTES DTD 01/11/2021 0.450% 01/11/2024	89236THU2	200,000.00	A+	A1	1/6/2021	1/11/2021	199,988.00	0.45	425.00	199,993.87	191,475.40
JOHN DEERE CAPITAL CORP CORPORATE NOTES DTD 03/04/2021 0.450% 01/17/2024	24422EVN6	80,000.00	A	A2	3/1/2021	3/4/2021	79,943.20	0.48	164.00	79,969.41	76,693.44
NATIONAL RURAL UTIL COOP CORPORATE NOTES DTD 02/08/2021 0.350% 02/08/2024	63743HEU2	90,000.00	A-	A2	2/1/2021	2/8/2021	89,937.90	0.37	125.13	89,966.71	85,647.60
IBM CORP NOTES DTD 02/12/2014 3.625% 02/12/2024	459200HU8	175,000.00	A-	A3	10/2/2020	10/6/2020	192,370.50	0.63	2,449.39	183,387.23	175,407.05
CHARLES SCHWAB CORP NOTES (CALLABLE) DTD 03/18/2021 0.750% 03/18/2024	808513BN4	145,000.00	A	A2	3/16/2021	3/18/2021	144,927.50	0.77	311.15	144,958.59	139,087.05
MORGAN STANLEY CORP NOTES (CALLABLE) DTD 04/22/2021 0.731% 04/05/2024	61772BAA1	25,000.00	A-	A1	4/19/2021	4/22/2021	25,000.00	0.73	43.66	25,000.00	24,378.70
AMAZON.COM INC CORPORATE NOTES DTD 05/12/2021 0.450% 05/12/2024	023135BW5	330,000.00	AA	A1	5/10/2021	5/12/2021	329,518.20	0.50	202.13	329,700.63	313,719.12
UNITEDHEALTH GROUP INC (CALLABLE) CORP N DTD 05/19/2021 0.550% 05/15/2024	91324PEB4	155,000.00	A+	A3	5/17/2021	5/19/2021	154,838.80	0.59	108.93	154,899.03	147,675.63

Security Type/Description Dated Date/Coupon/Maturity	CUSIP	Par	S&P Rating	Moody's Rating	Trade Date	Settle Date	Original Cost	YTM at Cost	Accrued Interest	Amortized Cost	Market Value
Corporate											
BANC OF AMERICA CORP (CALLABLE) DTD 05/19/2020 1.486% 05/19/2024	06051GJC4	345,000.00	A-	A2	5/14/2020	5/19/2020	345,000.00	1.49	598.12	345,000.00	336,862.14
HSBC USA INC CORPORATE NOTES DTD 05/24/2022 3.750% 05/24/2024	40428HTA0	335,000.00	A-	A1	5/17/2022	5/24/2022	334,986.60	3.75	1,291.15	334,987.30	332,836.24
ASTRAZENECA FINANCE LLC (CALLABLE) CORP DTD 05/28/2021 0.700% 05/28/2024	04636NAC7	220,000.00	A-	A3	5/25/2021	5/28/2021	219,980.20	0.70	141.17	219,987.41	208,597.40
JOHN DEERE CAPITAL CORP CORPORATE NOTES DTD 06/10/2021 0.450% 06/07/2024	24422EVQ9	75,000.00	A	A2	6/7/2021	6/10/2021	74,906.25	0.49	22.50	74,939.36	71,602.80
AMERICAN EXPRESS CO CORP NOTES (CALLABLE) DTD 07/30/2019 2.500% 07/30/2024	025816CG2	175,000.00	BBB+	A2	11/19/2021	11/23/2021	181,265.00	1.14	1,835.07	179,814.16	170,455.60
AMERICAN EXPRESS CO CORP NOTES (CALLABLE) DTD 07/30/2019 2.500% 07/30/2024	025816CG2	50,000.00	BBB+	A2	11/19/2021	11/23/2021	51,790.00	1.14	524.31	51,375.47	48,701.60
PACCAR FINANCIAL CORP CORPORATE NOTES DTD 08/09/2021 0.500% 08/09/2024	69371RR40	120,000.00	A+	A1	8/3/2021	8/9/2021	119,935.20	0.52	236.67	119,954.47	112,897.32
AMERICAN HONDA FINANCE CORPORATE NOTES DTD 09/09/2021 0.750% 08/09/2024	02665WDY4	150,000.00	A-	A3	9/7/2021	9/9/2021	149,901.00	0.77	443.75	149,928.42	141,054.15
BMW US CAPITAL LLC CORPORATE NOTES DTD 08/12/2021 0.750% 08/12/2024	05565EBU8	95,000.00	A	A2	8/9/2021	8/12/2021	94,991.45	0.75	275.10	94,993.97	89,609.23
CATERPILLAR FINL SERVICE CORPORATE NOTES DTD 09/14/2021 0.600% 09/13/2024	14913R2P1	220,000.00	A	A2	9/7/2021	9/14/2021	219,700.80	0.65	396.00	219,780.04	207,031.22
NESTLE HOLDINGS INC CORP NOTES (CALLABLE) DTD 09/14/2021 0.606% 09/14/2024	641062AU8	330,000.00	AA-	Aa3	9/7/2021	9/14/2021	330,000.00	0.61	594.39	330,000.00	309,963.06
JPMORGAN CHASE & CO CORPORATE NOTES (CAL) DTD 09/16/2020 0.653% 09/16/2024	46647PBS4	170,000.00	A-	A2	9/9/2020	9/16/2020	170,000.00	0.65	323.78	170,000.00	163,372.55

Security Type/Description Dated Date/Coupon/Maturity	CUSIP	Par	S&P Rating	Moody's Rating	Trade Date	Settle Date	Original Cost	YTM at Cost	Accrued Interest	Amortized Cost	Market Value
Corporate											
CITIGROUP INC CORPORATE NOTES DTD 10/30/2020 0.776% 10/30/2024	172967MT5	185,000.00	BBB+	A3	10/23/202	10/30/202	185,000.00	0.78	243.25	185,000.00	176,335.53
JOHN DEERE CAPITAL CORP CORPORATE NOTES DTD 01/10/2022 1.250% 01/10/2025	24422EVY2	55,000.00	A	A2	1/4/2022	1/10/2022	54,974.15	1.27	326.56	54,978.21	52,080.49
COOPERATIEVE RABOBANK UA CORPORATE NOTES DTD 01/12/2022 1.375% 01/10/2025	21688AAS1	250,000.00	A+	AA2	1/6/2022	1/12/2022	249,235.00	1.48	1,613.72	249,353.88	235,254.50
AMERICAN HONDA FINANCE CORPORATE NOTES DTD 01/13/2022 1.500% 01/13/2025	02665WEA5	175,000.00	A-	A3	1/11/2022	1/13/2022	174,861.75	1.53	1,225.00	174,883.07	166,223.05
GOLDMAN SACHS GROUP INC (CALLABLE) CORP DTD 01/24/2022 1.757% 01/24/2025	38141GZH0	175,000.00	BBB+	A2	1/19/2022	1/24/2022	175,000.00	1.76	1,340.93	175,000.00	168,754.78
NATIONAL RURAL UTIL COOP CORPORATE NOTES DTD 02/07/2022 1.875% 02/07/2025	63743HFC1	65,000.00	A-	A2	1/31/2022	2/7/2022	64,998.05	1.88	487.50	64,998.31	62,209.75
JPMORGAN CHASE & CO CORP NOTES (CALLABLE DTD 02/16/2021 0.563% 02/16/2025	46647PBY1	90,000.00	A-	A2	2/9/2021	2/16/2021	90,000.00	0.56	190.01	90,000.00	84,822.48
AMERICAN EXPRESS CO CORP NOTES (CALLABLE DTD 03/04/2022 2.250% 03/04/2025	025816CQ0	40,000.00	BBB+	A2	3/1/2022	3/4/2022	39,959.60	2.29	292.50	39,963.99	38,504.72
ROCHE HOLDINGS INC (CALLABLE) CORPORATE DTD 03/10/2022 2.132% 03/10/2025	771196BT8	590,000.00	AA	Aa3	3/3/2022	3/10/2022	590,000.00	2.13	3,878.46	590,000.00	569,457.97
BMW US CAPITAL LLC CORP NOTES DTD 04/01/2022 3.250% 04/01/2025	05565EBZ7	110,000.00	A	A2	3/28/2022	4/1/2022	109,896.60	3.28	893.75	109,905.19	108,499.49
PACCAR FINANCIAL CORP CORPORATE NOTES DTD 04/07/2022 2.850% 04/07/2025	69371RR73	150,000.00	A+	A1	3/31/2022	4/7/2022	149,961.00	2.86	997.50	149,964.02	148,198.95
AMAZON.COM INC CORPORATE NOTES DTD 04/13/2022 3.000% 04/13/2025	023135CE4	100,000.00	AA	A1	4/11/2022	4/13/2022	99,841.00	3.06	650.00	99,852.46	99,131.40

Security Type/Description Dated Date/Coupon/Maturity	CUSIP	Par	S&P Rating	Moody's Rating	Trade Date	Settle Date	Original Cost	YTM at Cost	Accrued Interest	Amortized Cost	Market Value
Corporate											
HOME DEPOT INC (CALLABLE) CORPORATE NOTE DTD 03/28/2022 2.700% 04/15/2025	437076CM2	35,000.00	A	A2	3/24/2022	3/28/2022	34,938.75	2.76	244.13	34,943.97	34,254.82
BANK OF NY MELLON (CALLABLE) CORP NOTES DTD 04/24/2020 1.600% 04/24/2025	06406RAN7	110,000.00	A	A1	3/11/2021	3/15/2021	112,607.00	1.01	327.56	111,768.15	103,646.62
BANK OF NY MELLON CORP (CALLABLE) CORP N DTD 04/26/2022 3.350% 04/25/2025	06406RBC0	550,000.00	A	A1	4/19/2022	4/26/2022	549,923.00	3.36	3,326.74	549,927.64	543,782.80
CITIGROUP INC (CALLABLE) CORPORATE NOTES DTD 05/04/2021 0.981% 05/01/2025	172967MX6	70,000.00	BBB+	A3	4/27/2021	5/4/2021	70,000.00	0.98	114.45	70,000.00	65,560.18
USAA CAPITAL CORP CORPORATE NOTES DTD 05/26/2022 3.375% 05/01/2025	90327QD89	180,000.00	AA	Aa1	5/23/2022	5/26/2022	179,411.40	3.49	590.63	179,431.18	178,658.82
CINTAS CORPORATION NO. 2 CORP NOTE (CALL DTD 05/03/2022 3.450% 05/01/2025	17252MAP5	100,000.00	A-	A3	4/26/2022	5/3/2022	99,978.00	3.46	555.83	99,979.19	100,143.80
JPMORGAN CHASE & CO (CALLABLE) CORP NOTE DTD 06/01/2021 0.824% 06/01/2025	46647PCH7	140,000.00	A-	A2	5/24/2021	6/1/2021	140,000.00	0.82	96.13	140,000.00	130,956.28
JOHN DEERE CAPITAL CORP CORPORATE NOTES DTD 06/06/2022 3.400% 06/06/2025	24422EWF2	85,000.00	A	A2	6/1/2022	6/6/2022	84,980.45	3.41	200.69	84,980.90	84,663.40
NATIONAL AUSTRALIA BK/NY CORPORATE NOTES DTD 06/09/2022 3.500% 06/09/2025	63254ABD9	250,000.00	AA-	Aa3	5/31/2022	6/9/2022	250,000.00	3.50	534.72	250,000.00	247,666.50
NATIONAL RURAL UTIL COOP CORPORATE NOTES DTD 05/04/2022 3.450% 06/15/2025	63743HFE7	40,000.00	A-	A2	4/27/2022	5/4/2022	39,989.20	3.46	218.50	39,989.75	39,772.44
TOYOTA MOTOR CREDIT CORP CORPORATE NOTES DTD 06/30/2022 3.950% 06/30/2025	89236TKC8	125,000.00	A+	A1	6/27/2022	6/30/2022	124,881.25	3.98	13.72	124,881.36	125,666.50
BANK OF AMERICA CORP NOTES (CALLABLE) DTD 12/06/2021 1.530% 12/06/2025	06051GKE8	350,000.00	A-	A2	12/1/2021	12/6/2021	350,000.00	1.53	371.88	350,000.00	325,563.35

Security Type/Description Dated Date/Coupon/Maturity	CUSIP	Par	S&P Rating	Moody's Rating	Trade Date	Settle Date	Original Cost	YTM at Cost	Accrued Interest	Amortized Cost	Market Value
Corporate											
CITIGROUP INC CORP NOTES (CALLABLE) DTD 01/25/2022 2.014% 01/25/2026	17327CAN3	45,000.00	BBB+	A3	1/18/2022	1/25/2022	45,000.00	2.01	392.73	45,000.00	42,185.34
STATE STREET CORP (CALLABLE) CORPORATE N DTD 02/07/2022 1.746% 02/06/2026	857477BR3	90,000.00	A	A1	2/2/2022	2/7/2022	90,000.00	1.75	628.56	90,000.00	86,448.69
MORGAN STANLEY CORP NOTES (CALLABLE) DTD 02/18/2022 2.630% 02/18/2026	61747YEM3	265,000.00	A-	A1	2/16/2022	2/18/2022	265,000.00	2.63	2,574.84	265,000.00	254,356.01
STATE STREET CORP NOTES (CALLABLE) DTD 10/29/2020 2.901% 03/30/2026	857477BM4	50,000.00	A	A1	2/3/2022	2/7/2022	51,524.50	2.13	366.66	51,333.11	48,380.20
STATE STREET CORP NOTES (CALLABLE) DTD 10/29/2020 2.901% 03/30/2026	857477BM4	150,000.00	A	A1	2/17/2022	2/22/2022	153,019.50	2.38	1,099.97	152,675.41	145,140.60
JPMORGAN CHASE & CO (CALLABLE) CORPORATE DTD 04/26/2022 4.080% 04/26/2026	46647PCZ7	225,000.00	A-	A2	4/19/2022	4/26/2022	225,000.00	4.08	1,657.50	225,000.00	221,705.33
Security Type Sub-Total		9,840,000.00					9,866,763.65	1.70	39,208.28	9,856,894.99	9,514,042.93
ABS											
GMALT 2020-3 A3 DTD 09/29/2020 0.450% 08/21/2023	362569AC9	34,822.59	AAA	Aaa	9/22/2020	9/29/2020	34,819.25	0.45	4.79	34,821.27	34,735.41
ALLYA 2019-1 A3 DTD 02/13/2019 2.910% 09/15/2023	02004WAC5	1,833.58	NR	Aaa	2/5/2019	2/13/2019	1,833.36	2.91	2.37	1,833.52	1,833.55
FORDO 2019-A A3 DTD 03/22/2019 2.780% 09/15/2023	34533FAD3	4,096.28	NR	Aaa	3/19/2019	3/22/2019	4,095.59	2.78	5.06	4,096.09	4,095.69
MBALT 2020-B A3 DTD 09/23/2020 0.400% 11/15/2023	58769EAC2	39,498.62	AAA	NR	9/15/2020	9/23/2020	39,496.62	0.40	7.02	39,497.75	39,255.31
COPAR 2019-1 A3 DTD 05/30/2019 2.510% 11/15/2023	14042WAC4	10,032.97	AAA	Aaa	5/21/2019	5/30/2019	10,030.94	2.51	11.19	10,032.34	10,039.07
FIFTH THIRD AUTO TRUST DTD 05/08/2019 2.640% 12/15/2023	31680YAD9	3,212.16	AAA	Aaa	4/30/2019	5/8/2019	3,211.45	2.65	3.77	3,211.94	3,212.99

Security Type/Description Dated Date/Coupon/Maturity	CUSIP	Par	S&P Rating	Moody's Rating	Trade Date	Settle Date	Original Cost	YTM at Cost	Accrued Interest	Amortized Cost	Market Value
ABS											
TAOT 2019-D A3 DTD 11/13/2019 1.920% 01/16/2024	89233MAD5	75,795.56	AAA	Aaa	11/5/2019	11/13/2019	75,790.08	1.92	64.68	75,793.53	75,659.51
HAROT 2019-4 A3 DTD 11/26/2019 1.830% 01/18/2024	43813VAC2	62,850.25	AAA	NR	11/19/2019	11/26/2019	62,839.06	1.83	41.53	62,846.07	62,655.55
BMWLT 2021-1 A3 DTD 03/10/2021 0.290% 01/25/2024	05591RAC8	84,900.62	AAA	Aaa	3/2/2021	3/10/2021	84,897.93	0.29	4.10	84,899.15	83,938.25
HART 2019-B A3 DTD 11/06/2019 1.940% 02/15/2024	44891JAC2	36,842.92	AAA	NR	10/29/201	11/6/2019	36,841.22	1.94	31.77	36,842.27	36,831.76
GMALT 2021-1 A3 DTD 02/24/2021 0.260% 02/20/2024	36261RAC2	144,644.26	NR	Aaa	2/17/2021	2/24/2021	144,629.45	0.26	11.49	144,636.13	143,475.48
CARMX 2019-2 A3 DTD 04/17/2019 2.680% 03/15/2024	14316LAC7	21,268.92	AAA	NR	4/9/2019	4/17/2019	21,266.74	2.68	25.33	21,268.16	21,282.54
FORDO 2019-C A3 DTD 11/22/2019 1.870% 03/15/2024	34531KAD4	56,148.16	AAA	Aaa	11/19/2019	11/22/2019	56,144.94	1.87	46.67	56,146.89	56,034.47
VZOT 2019-C A1A DTD 10/08/2019 1.940% 04/22/2024	92348AAA3	70,855.47	AAA	NR	10/1/2019	10/8/2019	70,850.01	1.94	42.00	70,853.29	70,782.98
TLOT 2021-A A3 DTD 04/21/2021 0.390% 04/22/2024	89238EAC0	120,000.00	AAA	Aaa	4/13/2021	4/21/2021	119,986.00	0.39	14.30	119,991.56	117,481.90
GMALT 2021-2 A3 DTD 05/26/2021 0.340% 05/20/2024	380144AC9	175,000.00	AAA	NR	5/18/2021	5/26/2021	174,972.53	0.35	18.18	174,982.64	171,733.45
ALLYA 2019-4 A3 DTD 12/11/2019 1.840% 06/17/2024	02007TAC9	31,685.85	AAA	Aaa	12/4/2019	12/11/2019	31,680.40	1.84	25.91	31,683.48	31,636.09
NAROT 2019-C A3 DTD 10/23/2019 1.930% 07/15/2024	65479JAD5	75,527.87	AAA	Aaa	10/16/201	10/23/201	75,523.88	1.93	64.79	75,526.15	75,327.58
NAROT 2020-B A3 DTD 06/30/2020 0.550% 07/15/2024	65479CAD0	74,978.38	AAA	Aaa	6/23/2020	6/30/2020	74,976.32	0.55	18.33	74,977.34	74,257.05
VZOT 2020-A A1A DTD 01/29/2020 1.850% 07/22/2024	92348TAA2	54,494.05	AAA	Aaa	1/21/2020	1/29/2020	54,487.66	1.85	30.80	54,491.11	54,345.25
GMCAR 2020-1 A3 DTD 01/15/2020 1.840% 09/16/2024	36258NAC6	36,397.71	AAA	Aaa	1/8/2020	1/15/2020	36,389.14	1.85	27.90	36,393.65	36,277.23
HAROT 2020-3 A3 DTD 09/29/2020 0.370% 10/18/2024	43813KAC6	125,268.00	AAA	NR	9/22/2020	9/29/2020	125,249.60	0.37	16.74	125,257.56	123,049.72
CARMX 2020-1 A3 DTD 01/22/2020 1.890% 12/16/2024	14315XAC2	58,663.00	AAA	NR	1/14/2020	1/22/2020	58,651.49	1.89	49.28	58,657.22	58,273.85

Security Type/Description Dated Date/Coupon/Maturity	CUSIP	Par	S&P Rating	Moody's Rating	Trade Date	Settle Date	Original Cost	YTM at Cost	Accrued Interest	Amortized Cost	Market Value
ABS											
VZOT 2020-B A DTD 08/12/2020 0.470% 02/20/2025	92290BAA9	175,000.00	NR	Aaa	8/4/2020	8/12/2020	174,963.25	0.47	25.13	174,978.55	172,242.58
CARMX 2020-3 A3 DTD 07/22/2020 0.620% 03/17/2025	14315FAD9	67,393.99	AAA	NR	7/14/2020	7/22/2020	67,382.44	0.62	18.57	67,387.26	66,456.75
KCOT 2022-1A A2 DTD 03/23/2022 2.340% 04/15/2025	50117EAB0	100,000.00	NR	Aaa	3/15/2022	3/23/2022	99,996.55	2.34	104.00	99,996.86	98,494.34
GMCAR 2020-3 A3 DTD 08/19/2020 0.450% 04/16/2025	362590AC5	110,883.18	NR	Aaa	8/11/2020	8/19/2020	110,857.82	0.46	20.79	110,867.97	109,061.47
VWALT 2022-A A3 DTD 06/14/2022 3.440% 07/21/2025	92868AAC9	100,000.00	NR	Aaa	6/7/2022	6/14/2022	99,992.04	3.44	162.44	99,992.16	99,255.41
KCOT 2021-1A A3 DTD 04/14/2021 0.620% 08/15/2025	50117TAC5	105,000.00	NR	Aaa	4/6/2021	4/14/2021	104,978.52	0.62	28.93	104,984.53	99,803.15
CARMX 2020-4 A3 DTD 10/21/2020 0.500% 08/15/2025	14316HAC6	110,000.00	AAA	NR	10/14/202	10/21/202	109,975.79	0.50	24.44	109,984.30	107,645.34
HART 2021-A A3 DTD 04/28/2021 0.380% 09/15/2025	44933LAC7	100,000.00	AAA	NR	4/20/2021	4/28/2021	99,989.48	0.38	16.89	99,992.30	96,852.18
KCOT 2021-2A A3 DTD 07/28/2021 0.560% 11/17/2025	50117XAE2	170,000.00	NR	Aaa	7/20/2021	7/28/2021	169,993.59	0.56	42.31	169,994.97	160,093.48
CARMX 2021-1 A3 DTD 01/27/2021 0.340% 12/15/2025	14316NAC3	75,000.00	AAA	NR	1/20/2021	1/27/2021	74,985.18	0.34	11.33	74,989.50	73,110.38
HAROT 2021-4 A3 DTD 11/24/2021 0.880% 01/21/2026	43815GAC3	135,000.00	NR	Aaa	11/16/2021	11/24/2021	134,971.54	0.89	33.00	134,975.64	128,980.59
CARMX 2021-2 A3 DTD 04/21/2021 0.520% 02/17/2026	14314QAC8	150,000.00	AAA	NR	4/13/2021	4/21/2021	149,967.68	0.52	34.67	149,975.67	145,614.83
TAOT 2021-D A3 DTD 11/15/2021 0.710% 04/15/2026	89238JAC9	135,000.00	AAA	NR	11/9/2021	11/15/2021	134,997.12	0.71	42.60	134,997.53	128,931.48
HAROT 2022-1 A3 DTD 02/23/2022 1.880% 05/15/2026	43815BAC4	195,000.00	AAA	Aaa	2/15/2022	2/23/2022	194,970.67	1.88	162.93	194,973.10	188,901.34
HART 2021-C A3 DTD 11/17/2021 0.740% 05/15/2026	44935FAD6	100,000.00	AAA	NR	11/9/2021	11/17/2021	99,977.68	0.75	32.89	99,980.76	95,401.53
FORDO 2022-A A3 DTD 01/24/2022 1.290% 06/15/2026	345286AC2	75,000.00	AAA	NR	1/19/2022	1/24/2022	74,991.09	1.29	43.00	74,991.97	71,880.98
CARMX 2021-3 A3 DTD 07/28/2021 0.550% 06/15/2026	14317DAC4	215,000.00	AAA	Aaa	7/21/2021	7/28/2021	214,964.63	0.55	52.56	214,971.34	206,591.78

Security Type/Description Dated Date/Coupon/Maturity	CUSIP	Par	S&P Rating	Moody's Rating	Trade Date	Settle Date	Original Cost	YTM at Cost	Accrued Interest	Amortized Cost	Market Value
ABS											
VALET 2021-1 A3 DTD 12/13/2021 1.020% 06/22/2026	92868KAC7	170,000.00	AAA	Aaa	12/7/2021	12/13/202	169,993.34	1.02	52.98	169,994.15	163,007.25
BMWOT 2022-A A3 DTD 05/18/2022 3.210% 08/25/2026	05602RAD3	125,000.00	AAA	Aaa	5/10/2022	5/18/2022	124,993.50	3.21	66.88	124,993.68	123,732.58
COPAR 2021-1 A3 DTD 10/27/2021 0.770% 09/15/2026	14044CAC6	135,000.00	AAA	Aaa	10/19/202	10/27/202	134,997.45	0.77	46.20	134,997.80	127,801.76
TAOT 2022-B A3 DTD 04/13/2022 2.930% 09/15/2026	89238FAD5	135,000.00	AAA	Aaa	4/7/2022	4/13/2022	134,996.84	2.93	175.80	134,996.99	133,466.66
DCENT 2021-A1 A1 DTD 09/27/2021 0.580% 09/15/2026	254683CP8	140,000.00	AAA	Aaa	9/20/2021	9/27/2021	139,970.03	0.58	36.09	139,974.61	131,138.90
GMCAR 2021-4 A3 DTD 10/21/2021 0.680% 09/16/2026	362554AC1	110,000.00	AAA	Aaa	10/13/202	10/21/202	109,997.20	0.68	31.17	109,997.60	104,500.37
KCOT 2022-1A A3 DTD 03/23/2022 2.670% 10/15/2026	50117EAC8	235,000.00	NR	Aaa	3/15/2022	3/23/2022	234,966.40	2.67	278.87	234,968.42	225,996.02
WOART 2021-D A3 DTD 11/03/2021 0.810% 10/15/2026	98163KAC6	160,000.00	AAA	NR	10/26/202	11/3/2021	159,978.21	0.81	57.60	159,981.10	152,221.46
HART 2022-A A3 DTD 03/16/2022 2.220% 10/15/2026	448977AD0	255,000.00	AAA	NR	3/9/2022	3/16/2022	254,990.18	2.22	251.60	254,990.81	247,537.12
ALLYA 2022-1 A3 DTD 05/18/2022 3.310% 11/15/2026	02008JAC0	290,000.00	AAA	Aaa	5/10/2022	5/18/2022	289,943.86	3.31	426.62	289,945.36	287,333.10
GMCAR 2022-1 A3 DTD 01/19/2022 1.260% 11/16/2026	380146AC4	100,000.00	AAA	NR	1/11/2022	1/19/2022	99,991.31	1.26	52.50	99,992.11	95,566.79
COMET 2021-A3 A3 DTD 11/30/2021 1.040% 11/16/2026	14041NFY2	325,000.00	AAA	NR	11/18/2021	11/30/2021	324,955.22	1.04	150.22	324,960.48	307,291.17
HDMOT 2022-A A3 DTD 04/20/2022 3.060% 02/15/2027	41284YAD8	215,000.00	AAA	Aaa	4/12/2022	4/20/2022	214,964.20	3.06	292.40	214,965.66	212,249.78
CARMX 2022-2 A3 DTD 04/28/2022 3.490% 02/16/2027	14317HAC5	185,000.00	AAA	Aaa	4/21/2022	4/28/2022	184,971.86	3.49	286.96	184,972.89	184,158.79
GMCAR 2022-2 A3 DTD 04/13/2022 3.100% 02/16/2027	362585AC5	115,000.00	AAA	Aaa	4/5/2022	4/13/2022	114,975.97	3.10	148.54	114,977.04	113,925.68
COMET 2022-A1 A1 DTD 03/30/2022 2.800% 03/15/2027	14041NFZ9	450,000.00	AAA	NR	3/23/2022	3/30/2022	449,966.07	2.80	560.00	449,967.81	440,694.41
COPAR 2022-1 A3 DTD 05/04/2022 3.170% 04/15/2027	14043QAC6	140,000.00	AAA	NR	4/26/2022	5/4/2022	139,969.41	3.17	197.24	139,970.39	138,583.69

Security Type/Description Dated Date/Coupon/Maturity	CUSIP	Par	S&P Rating	Moody's Rating	Trade Date	Settle Date	Original Cost	YTM at Cost	Accrued Interest	Amortized Cost	Market Value
ABS											
AMXCA 2022-2 A DTD 05/24/2022 3.390% 05/17/2027	02582JTT8	175,000.00	AAA	NR	5/17/2022	5/24/2022	174,961.29	3.39	263.67	174,962.10	174,601.44
Security Type Sub-Total		6,977,094.39					6,976,201.07	1.64	4,799.82	6,976,382.52	6,799,339.26
Managed Account Sub Total		46,772,094.39					46,803,085.23	0.99	79,154.13	46,788,976.09	45,158,695.64
Securities Sub Total		\$46,772,094.39					\$46,803,085.23	0.99%	\$79,154.13	\$46,788,976.09	\$45,158,695.64
Accrued Interest											\$79,154.13
Total Investments											\$45,237,849.77



Portfolio Transactions

City of Alameda (PFMAM) Transactions										
Tran. Type	Settle Date	CUSIP	Par Value	Security Description	Price	Coupon	Amount	Accrued Interest	Net Amount	Gain/(Loss) on Amount
Interest	7/1/2021	13017HAJ5	\$ 95,000.00	CA ST EARTHQUAKE AUTH TXBL REV BONDS		1.33%		\$ 630.33	\$ 630.33	
Interest	7/1/2021	20772KJU4	\$ 50,000.00	CT ST TXBL GO BONDS		2.50%		\$ 625.00	\$ 625.00	
Interest	7/1/2021	341271AD6	\$ 110,000.00	FL ST BOARD OF ADMIN TXBL REV BONDS		1.26%		\$ 691.90	\$ 691.90	
Interest	7/1/2021	646140DN0	\$ 95,000.00	NJ TURNPIKE AUTHORITY TXBL REV BONDS		0.90%		\$ 347.96	\$ 347.96	
Interest	7/1/2021	73358W4V3	\$ 250,000.00	PORT AUTH OF NY/NJ TXBL REV BONDS		1.09%		\$ 2,662.21	\$ 2,662.21	
Interest	7/1/2021	MONEY0002	\$ -	MONEY MARKET FUND		0.00%		\$ 0.65	\$ 0.65	
Interest	7/5/2021	24422EVH9	\$ 100,000.00	JOHN DEERE CAPITAL CORP CORPORATE NOTES		0.70%		\$ 350.00	\$ 350.00	
Buy	7/7/2021	91282CCG4	\$ (725,000.00)	US TREASURY N/B NOTES	\$ 99.35	0.25%	\$ (720,298.83)	\$ (108.95)	\$ (720,407.78)	
Sell	7/7/2021	3137EAET2	\$ 500,000.00	FREDDIE MAC NOTES	\$ 100.03	0.13%	\$ 500,160.00	\$ 281.25	\$ 500,441.25	\$ 751.24
Sell	7/7/2021	438516CC8	\$ 215,000.00	MONEYWELL INTERNATIONAL CORPORATE NOTE	\$ 100.04	0.48%	\$ 215,077.40	\$ 398.07	\$ 215,475.47	\$ 77.40
Interest	7/8/2021	86565CKU2	\$ 350,000.00	SUMITOMO MITSUI BANK NY CERT DEPOS		0.70%		\$ 1,231.81	\$ 1,231.81	
Interest	7/10/2021	3135G05G4	\$ 885,000.00	FANNIE MAE NOTES		0.25%		\$ 1,106.25	\$ 1,106.25	
Interest	7/11/2021	89236THU2	\$ 200,000.00	TOYOTA MOTOR CREDIT CORP CORPORATE NOTE		0.45%		\$ 450.00	\$ 450.00	
Interest	7/15/2021	02004WAC5	\$ 85,277.63	ALLYA 2019-1 A3		2.91%		\$ 206.80	\$ 206.80	
Interest	7/15/2021	02007TAC9	\$ 112,760.41	ALLYA 2019-4 A3		1.84%		\$ 172.90	\$ 172.90	
Interest	7/15/2021	14042WAC4	\$ 80,365.88	COPAR 2019-1 A3		2.51%		\$ 168.10	\$ 168.10	
Interest	7/15/2021	14313FAD1	\$ 33,092.98	CARMAX AUTO OWNER TRUST		3.13%		\$ 86.32	\$ 86.32	
Interest	7/15/2021	14314QAC8	\$ 150,000.00	CARMX 2021-2 A3		0.52%		\$ 65.00	\$ 65.00	
Interest	7/15/2021	14315FAD9	\$ 100,000.00	CARMX 2020-3 A3		0.62%		\$ 51.67	\$ 51.67	
Interest	7/15/2021	14315XAC2	\$ 100,000.00	CARMX 2020-1 A3		1.89%		\$ 157.50	\$ 157.50	
Interest	7/15/2021	14316HAC6	\$ 110,000.00	CARMX 2020-4 A3		0.50%		\$ 45.83	\$ 45.83	
Interest	7/15/2021	14316LAC7	\$ 88,005.66	CARMX 2019-2 A3		2.68%		\$ 196.55	\$ 196.55	
Interest	7/15/2021	14316NAC3	\$ 75,000.00	CARMX 2021-1 A3		0.34%		\$ 21.25	\$ 21.25	
Interest	7/15/2021	254683CM5	\$ 225,000.00	DCENT 2019-A3 A		1.89%		\$ 354.38	\$ 354.38	
Interest	7/15/2021	31680YAD9	\$ 45,575.11	FIFTH THIRD AUTO TRUST		2.64%		\$ 100.27	\$ 100.27	
Interest	7/15/2021	34528FAD0	\$ 9,131.93	FORDO 2018-A A3		3.03%		\$ 23.06	\$ 23.06	
Interest	7/15/2021	34531KAD4	\$ 193,102.51	FORDO 2019-C A3		1.87%		\$ 300.92	\$ 300.92	
Interest	7/15/2021	34533FAD3	\$ 181,889.53	FORDO 2019-A A3		2.78%		\$ 421.38	\$ 421.38	
Interest	7/15/2021	44891JAC2	\$ 163,032.87	HART 2019-B A3		1.94%		\$ 263.57	\$ 263.57	
Interest	7/15/2021	44891KAD7	\$ 548.04	HART 2018-A A3		2.79%		\$ 1.27	\$ 1.27	
Interest	7/15/2021	44932NAD2	\$ 68,322.28	HYUNDAI AUTO RECEIVABLES TRUST		2.66%		\$ 151.45	\$ 151.45	
Interest	7/15/2021	44933AAC1	\$ 70,017.39	HART 2018-B A3		3.20%		\$ 186.71	\$ 186.71	
Interest	7/15/2021	44933LAC7	\$ 100,000.00	HART 2021-A A3		0.38%		\$ 31.67	\$ 31.67	
Interest	7/15/2021	50117TAC5	\$ 105,000.00	KCOT 2021-1A A3		0.62%		\$ 54.25	\$ 54.25	
Interest	7/15/2021	58769EAC2	\$ 50,000.00	MBALT 2020-B A3		0.40%		\$ 16.67	\$ 16.67	
Interest	7/15/2021	58769QAC5	\$ 180,999.47	MBALT 2019-B A3		2.00%		\$ 301.67	\$ 301.67	
Interest	7/15/2021	58772RAD6	\$ 42,135.59	MBART 2018-1 A3		3.03%		\$ 106.39	\$ 106.39	
Interest	7/15/2021	65478LAD1	\$ 44,781.29	NALT 2019-B A3		2.27%		\$ 84.71	\$ 84.71	
Interest	7/15/2021	65479CAD0	\$ 150,000.00	NAROT 2020-B A3		0.55%		\$ 68.75	\$ 68.75	
Interest	7/15/2021	65479JAD5	\$ 220,000.00	NAROT 2019-C A3		1.93%		\$ 353.83	\$ 353.83	
Interest	7/15/2021	65479KAD2	\$ 172,868.79	NAROT 2019-A A3		2.90%		\$ 417.77	\$ 417.77	
Interest	7/15/2021	65479PAD1	\$ 795.80	NALT 2019-A A3		2.76%		\$ 1.83	\$ 1.83	
Interest	7/15/2021	89231PAD0	\$ 86,150.99	TOYOTA AUTO RECEIVABLES OWNER		3.18%		\$ 228.30	\$ 228.30	
Interest	7/15/2021	89233MAD5	\$ 225,000.00	TAOT 2019-D A3		1.92%		\$ 360.00	\$ 360.00	
Interest	7/15/2021	89238TAD5	\$ 32,815.41	TAOT 2018-B A3		2.96%		\$ 80.94	\$ 80.94	
Interest	7/15/2021	89238UAD2	\$ 150,384.21	TAOT 2019-C A3		1.91%		\$ 239.36	\$ 239.36	
Interest	7/15/2021	912828Z29	\$ 685,000.00	US TREASURY NOTES		1.50%		\$ 5,137.50	\$ 5,137.50	
Interest	7/15/2021	91282CBE0	\$ 775,000.00	US TREASURY NOTES		0.13%		\$ 484.38	\$ 484.38	
Paydown	7/15/2021	02004WAC5	\$ 9,017.93	ALLYA 2019-1 A3	\$ 100.00	2.91%	\$ 9,017.93	\$ -	\$ 9,017.93	
Paydown	7/15/2021	02007TAC9	\$ 9,101.29	ALLYA 2019-4 A3	\$ 100.00	1.84%	\$ 9,101.29	\$ -	\$ 9,101.29	
Paydown	7/15/2021	14042WAC4	\$ 7,523.70	COPAR 2019-1 A3	\$ 100.00	2.51%	\$ 7,523.70	\$ -	\$ 7,523.70	
Paydown	7/15/2021	14313FAD1	\$ 4,513.82	CARMAX AUTO OWNER TRUST	\$ 100.00	3.13%	\$ 4,513.82	\$ -	\$ 4,513.82	
Paydown	7/15/2021	14316LAC7	\$ 7,053.97	CARMX 2019-2 A3	\$ 100.00	2.68%	\$ 7,053.97	\$ -	\$ 7,053.97	

City of Alameda (PFMAM) Transactions

Tran. Type	Settle Date	CUSIP	Par Value	Security Description	Price	Coupon	Amount	Accrued Interest	Net Amount	Gain/(Loss) on Amount
Paydown	7/15/2021	31680YAD9	\$ 4,679.54	FIFTH THIRD AUTO TRUST	\$ 100.00	2.64%	\$ 4,679.54	\$ -	\$ 4,679.54	
Paydown	7/15/2021	34528FAD0	\$ 3,678.48	FORDO 2018-A A3	\$ 100.00	3.03%	\$ 3,678.48	\$ -	\$ 3,678.48	
Paydown	7/15/2021	34531KAD4	\$ 15,311.03	FORDO 2019-C A3	\$ 100.00	1.87%	\$ 15,311.03	\$ -	\$ 15,311.03	
Paydown	7/15/2021	34533FAD3	\$ 19,575.61	FORDO 2019-A A3	\$ 100.00	2.78%	\$ 19,575.61	\$ -	\$ 19,575.61	
Paydown	7/15/2021	44891JAC2	\$ 12,999.10	HART 2019-B A3	\$ 100.00	1.94%	\$ 12,999.10	\$ -	\$ 12,999.10	
Paydown	7/15/2021	44891KAD7	\$ 548.04	HART 2018-A A3	\$ 100.00	2.79%	\$ 548.04	\$ -	\$ 548.04	
Paydown	7/15/2021	44932NAD2	\$ 7,845.33	HYUNDAI AUTO RECEIVABLES TRUST	\$ 100.00	2.66%	\$ 7,845.33	\$ -	\$ 7,845.33	
Paydown	7/15/2021	44933AAC1	\$ 14,026.52	HART 2018-B A3	\$ 100.00	3.20%	\$ 14,026.52	\$ -	\$ 14,026.52	
Paydown	7/15/2021	58769QAC5	\$ 21,300.33	MBALT 2019-B A3	\$ 100.00	2.00%	\$ 21,300.33	\$ -	\$ 21,300.33	
Paydown	7/15/2021	58772RAD6	\$ 9,504.88	MBART 2018-1 A3	\$ 100.00	3.03%	\$ 9,504.88	\$ -	\$ 9,504.88	
Paydown	7/15/2021	65478LAD1	\$ 13,983.46	NALT 2019-B A3	\$ 100.00	2.27%	\$ 13,983.46	\$ -	\$ 13,983.46	
Paydown	7/15/2021	65479JAD5	\$ 6,212.49	NAROT 2019-C A3	\$ 100.00	1.93%	\$ 6,212.49	\$ -	\$ 6,212.49	
Paydown	7/15/2021	65479KAD2	\$ 16,788.21	NAROT 2019-A A3	\$ 100.00	2.90%	\$ 16,788.21	\$ -	\$ 16,788.21	
Paydown	7/15/2021	65479PAD1	\$ 795.80	NALT 2019-A A3	\$ 100.00	2.76%	\$ 795.80	\$ -	\$ 795.80	
Paydown	7/15/2021	89231PAD0	\$ 11,292.95	TOYOTA AUTO RECEIVABLES OWNER	\$ 100.00	3.18%	\$ 11,292.95	\$ -	\$ 11,292.95	
Paydown	7/15/2021	89238TAD5	\$ 9,357.50	TAOT 2018-B A3	\$ 100.00	2.96%	\$ 9,357.50	\$ -	\$ 9,357.50	
Paydown	7/15/2021	89238UAD2	\$ 13,225.52	TAOT 2019-C A3	\$ 100.00	1.91%	\$ 13,225.52	\$ -	\$ 13,225.52	
Interest	7/16/2021	36255JAD6	\$ 42,275.00	GMCAR 2018-3 A3		3.02%		\$ 106.39	\$ 106.39	
Interest	7/16/2021	36256XAD4	\$ 110,770.81	GMCAR 2019-1 A3		2.97%		\$ 274.16	\$ 274.16	
Interest	7/16/2021	36258NAC6	\$ 100,000.00	GMCAR 2020-1 A3		1.84%		\$ 153.33	\$ 153.33	
Interest	7/16/2021	362590AC5	\$ 150,000.00	GMCAR 2020-3 A3		0.45%		\$ 56.25	\$ 56.25	
Paydown	7/16/2021	36255JAD6	\$ 6,172.54	GMCAR 2018-3 A3	\$ 100.00	3.02%	\$ 6,172.54	\$ -	\$ 6,172.54	
Paydown	7/16/2021	36256XAD4	\$ 13,039.59	GMCAR 2019-1 A3	\$ 100.00	2.97%	\$ 13,039.59	\$ -	\$ 13,039.59	
Paydown	7/16/2021	36258NAC6	\$ 6,676.32	GMCAR 2020-1 A3	\$ 100.00	1.84%	\$ 6,676.32	\$ -	\$ 6,676.32	
Interest	7/17/2021	24422EVN6	\$ 80,000.00	JOHN DEERE CAPITAL CORP CORPORATE NOTES		0.45%		\$ 133.00	\$ 133.00	
Interest	7/18/2021	43813KAC6	\$ 150,000.00	HAROT 2020-3 A3		0.37%		\$ 46.25	\$ 46.25	
Interest	7/18/2021	43813VAC2	\$ 175,000.00	HAROT 2019-4 A3		1.83%		\$ 266.88	\$ 266.88	
Interest	7/18/2021	43814WAC9	\$ 67,220.65	HAROT 2019-1 A3		2.83%		\$ 158.53	\$ 158.53	
Paydown	7/18/2021	43814WAC9	\$ 7,296.22	HAROT 2019-1 A3	\$ 100.00	2.83%	\$ 7,296.22	\$ -	\$ 7,296.22	
Interest	7/20/2021	362569AC9	\$ 75,000.00	GMALT 2020-3 A3		0.45%		\$ 28.13	\$ 28.13	
Interest	7/20/2021	36261RAC2	\$ 150,000.00	GMALT 2021-1 A3		0.26%		\$ 32.50	\$ 32.50	
Interest	7/20/2021	38013TAD3	\$ 38,212.75	GMALT 2019-3 A3		2.03%		\$ 64.64	\$ 64.64	
Interest	7/20/2021	380144AC9	\$ 175,000.00	GMALT 2021-2 A3		0.34%		\$ 49.58	\$ 49.58	
Interest	7/20/2021	89238EAC0	\$ 120,000.00	TLOT 2021-A A3		0.39%		\$ 39.00	\$ 39.00	
Interest	7/20/2021	92290BAA9	\$ 175,000.00	VZOT 2020-B A		0.47%		\$ 68.54	\$ 68.54	
Interest	7/20/2021	92348AAA3	\$ 210,000.00	VZOT 2019-C A1A		1.94%		\$ 339.50	\$ 339.50	
Interest	7/20/2021	92348TAA2	\$ 100,000.00	VZOT 2020-A A1A		1.85%		\$ 154.17	\$ 154.17	
Interest	7/20/2021	92867XAD8	\$ 108,765.89	VWALT 2019-A A3		1.99%		\$ 180.37	\$ 180.37	
Interest	7/20/2021	92869BAD4	\$ 97,682.96	VALET 2018-2 A3		3.25%		\$ 264.56	\$ 264.56	
Paydown	7/20/2021	38013TAD3	\$ 15,518.24	GMALT 2019-3 A3	\$ 100.00	2.03%	\$ 15,518.24	\$ -	\$ 15,518.24	
Paydown	7/20/2021	92867XAD8	\$ 9,986.60	VWALT 2019-A A3	\$ 100.00	1.99%	\$ 9,986.60	\$ -	\$ 9,986.60	
Paydown	7/20/2021	92869BAD4	\$ 14,194.88	VALET 2018-2 A3	\$ 100.00	3.25%	\$ 14,194.88	\$ -	\$ 14,194.88	
Interest	7/25/2021	05591RAC8	\$ 85,000.00	BMWLT 2021-1 A3		0.29%		\$ 20.54	\$ 20.54	
Interest	7/25/2021	3137EAET2	\$ 75,000.00	FREDDIE MAC NOTES		0.13%		\$ 46.88	\$ 46.88	
Interest	7/25/2021	6174468W2	\$ 265,000.00	MORGAN STANLEY CORP NOTES (CALLABLE)		0.53%		\$ 700.93	\$ 700.93	
Interest	7/27/2021	06406RAM9	\$ 145,000.00	BANK OF NY MELLON CORP NOTES (CALLABLE)		1.85%		\$ 1,341.25	\$ 1,341.25	
Interest	7/27/2021	38141GXP4	\$ 150,000.00	GOLDMAN SACHS GROUP INC NOTES (CALLED, OI		0.48%		\$ 360.75	\$ 360.75	
Buy	7/28/2021	14317DAC4	\$ (215,000.00)	CARMX 2021-3 A3	\$ 99.98	0.55%	\$ (214,964.63)	\$ -	\$ (214,964.63)	
Buy	7/28/2021	50117XAE2	\$ (170,000.00)	KCOT 2021-2A A3	\$ 100.00	0.56%	\$ (169,993.59)	\$ -	\$ (169,993.59)	
Sell	7/28/2021	3137EAET2	\$ 75,000.00	FREDDIE MAC NOTES	\$ 100.03	0.13%	\$ 75,022.50	\$ 0.78	\$ 75,023.28	\$ 106.32
Interest	7/31/2021	9128282P4	\$ 1,615,000.00	US TREASURY NOTES		1.88%		\$ 15,140.63	\$ 15,140.63	
Interest	7/31/2021	912828P38	\$ 705,000.00	US TREASURY NOTES		1.75%		\$ 6,168.75	\$ 6,168.75	
Interest	8/1/2021	00724PAA7	\$ 50,000.00	ADOBE INC CORP NOTE		1.70%		\$ 425.00	\$ 425.00	

City of Alameda (PFMAM) Transactions										
Tran. Type	Settle Date	CUSIP	Par Value	Security Description	Price	Coupon	Amount	Accrued Interest	Net Amount	Gain/(Loss) on Amount
Interest	8/1/2021	54438CYH9	\$ 85,000.00	LOS ANGELES CCD, CA TXBL GO BONDS		0.44%		\$ 188.70	\$ 188.70	
Interest	8/1/2021	574193TP3	\$ 240,000.00	MD ST TXBL GO BONDS		0.41%		\$ 492.00	\$ 492.00	
Interest	8/1/2021	798306WM4	\$ 155,000.00	SAN JUAN USD, CA TXBL GO BONDS		0.50%		\$ 386.73	\$ 386.73	
Interest	8/2/2021	MONEY0002	\$ -	MONEY MARKET FUND		0.00%		\$ 1.07	\$ 1.07	
Interest	8/8/2021	438516BT2	\$ 95,000.00	HONEYWELL INTERNATIONAL (CALLABLE) NOTE		2.15%		\$ 1,021.25	\$ 1,021.25	
Interest	8/8/2021	63743HEU2	\$ 90,000.00	NATIONAL RURAL UTIL COOP CORPORATE NOTES		0.35%		\$ 157.50	\$ 157.50	
Buy	8/9/2021	69371RR40	\$ (120,000.00)	PACCAR FINANCIAL CORP CORPORATE NOTES	\$ 99.95	0.50%	\$ (119,935.20)	\$ -	\$ (119,935.20)	
Buy	8/9/2021	91282CCL3	\$ (900,000.00)	US TREASURY N/B NOTES	\$ 100.11	0.38%	\$ (900,984.38)	\$ (229.28)	\$ (901,213.66)	
Buy	8/9/2021	91282CCL3	\$ (250,000.00)	US TREASURY N/B NOTES	\$ 99.99	0.38%	\$ (249,970.70)	\$ (63.69)	\$ (250,034.39)	
Sell	8/9/2021	73358W4V3	\$ 125,000.00	PORT AUTH OF NY/NJ TXBL REV BONDS	\$ 101.47	1.09%	\$ 126,832.50	\$ 143.29	\$ 126,975.79	\$ 1,832.50
Sell	8/9/2021	73358W4V3	\$ 125,000.00	PORT AUTH OF NY/NJ TXBL REV BONDS	\$ 101.47	1.09%	\$ 126,832.50	\$ 143.29	\$ 126,975.79	\$ 1,366.85
Sell	8/9/2021	9128282P4	\$ 415,000.00	US TREASURY NOTES	\$ 101.77	1.88%	\$ 422,327.34	\$ 190.30	\$ 422,517.64	\$ 6,795.72
Sell	8/9/2021	9128282P4	\$ 585,000.00	US TREASURY NOTES	\$ 101.77	1.88%	\$ 595,328.91	\$ 268.26	\$ 595,597.17	\$ 9,735.42
Interest	8/11/2021	69371RQ90	\$ 30,000.00	PACCAR FINANCIAL CORP CORPORATE NOTES		0.35%		\$ 52.50	\$ 52.50	
Buy	8/12/2021	05565EBU8	\$ (95,000.00)	BMW US CAPITAL LLC CORPORATE NOTES	\$ 99.99	0.75%	\$ (94,991.45)	\$ -	\$ (94,991.45)	
Buy	8/12/2021	91282CCL3	\$ (350,000.00)	US TREASURY N/B NOTES	\$ 99.82	0.38%	\$ (349,357.42)	\$ (99.86)	\$ (349,457.28)	
Interest	8/12/2021	459200HU8	\$ 175,000.00	IBM CORP NOTES		3.63%		\$ 3,171.88	\$ 3,171.88	
Sell	8/12/2021	83369XDL9	\$ 450,000.00	SOCIETE GENERALE NY CERT DEPOS	\$ 100.83	1.80%	\$ 453,743.10	\$ 4,005.00	\$ 457,748.10	\$ 3,743.10
Interest	8/14/2021	88579YBL4	\$ 225,000.00	3M COMPANY		1.75%		\$ 1,968.75	\$ 1,968.75	
Interest	8/15/2021	02004WAC5	\$ 76,259.70	ALLYA 2019-1 A3		2.91%		\$ 184.93	\$ 184.93	
Interest	8/15/2021	02007TAC9	\$ 103,659.12	ALLYA 2019-4 A3		1.84%		\$ 158.94	\$ 158.94	
Interest	8/15/2021	14042WAC4	\$ 72,842.18	COPAR 2019-1 A3		2.51%		\$ 152.36	\$ 152.36	
Interest	8/15/2021	14313FAD1	\$ 28,579.16	CARMX AUTO OWNER TRUST		3.13%		\$ 74.54	\$ 74.54	
Interest	8/15/2021	14314QAC8	\$ 150,000.00	CARMX 2021-2 A3		0.52%		\$ 65.00	\$ 65.00	
Interest	8/15/2021	14315FAD9	\$ 100,000.00	CARMX 2020-3 A3		0.62%		\$ 51.67	\$ 51.67	
Interest	8/15/2021	14315XAC2	\$ 100,000.00	CARMX 2020-1 A3		1.89%		\$ 157.50	\$ 157.50	
Interest	8/15/2021	14316HAC6	\$ 110,000.00	CARMX 2020-4 A3		0.50%		\$ 45.83	\$ 45.83	
Interest	8/15/2021	14316LAC7	\$ 80,951.69	CARMX 2019-2 A3		2.68%		\$ 180.79	\$ 180.79	
Interest	8/15/2021	14316NAC3	\$ 75,000.00	CARMX 2021-1 A3		0.34%		\$ 21.25	\$ 21.25	
Interest	8/15/2021	14317DAC4	\$ 215,000.00	CARMX 2021-3 A3		0.55%		\$ 55.84	\$ 55.84	
Interest	8/15/2021	254683CM5	\$ 225,000.00	DCENT 2019-A3 A		1.89%		\$ 354.38	\$ 354.38	
Interest	8/15/2021	31680YAD9	\$ 40,895.57	FIFTH THIRD AUTO TRUST		2.64%		\$ 89.97	\$ 89.97	
Interest	8/15/2021	34528FAD0	\$ 5,453.45	FORDO 2018-A A3		3.03%		\$ 13.77	\$ 13.77	
Interest	8/15/2021	34531KAD4	\$ 177,791.48	FORDO 2019-C A3		1.87%		\$ 277.06	\$ 277.06	
Interest	8/15/2021	34533FAD3	\$ 162,313.92	FORDO 2019-A A3		2.78%		\$ 376.03	\$ 376.03	
Interest	8/15/2021	44891JAC2	\$ 150,033.77	HART 2019-B A3		1.94%		\$ 242.55	\$ 242.55	
Interest	8/15/2021	44932NAD2	\$ 60,476.95	HYUNDAI AUTO RECEIVABLES TRUST		2.66%		\$ 134.06	\$ 134.06	
Interest	8/15/2021	44933AAC1	\$ 55,990.87	HART 2018-B A3		3.20%		\$ 149.31	\$ 149.31	
Interest	8/15/2021	44933LAC7	\$ 100,000.00	HART 2021-A A3		0.38%		\$ 31.67	\$ 31.67	
Interest	8/15/2021	50117TAC5	\$ 105,000.00	KCOT 2021-1A A3		0.62%		\$ 54.25	\$ 54.25	
Interest	8/15/2021	50117XAE2	\$ 170,000.00	KCOT 2021-2A A3		0.56%		\$ 44.96	\$ 44.96	
Interest	8/15/2021	58769EAC2	\$ 50,000.00	MBALT 2020-B A3		0.40%		\$ 16.67	\$ 16.67	
Interest	8/15/2021	58769QAC5	\$ 159,699.14	MBALT 2019-B A3		2.00%		\$ 266.17	\$ 266.17	
Interest	8/15/2021	58772RAD6	\$ 32,630.71	MBART 2018-1 A3		3.03%		\$ 82.39	\$ 82.39	
Interest	8/15/2021	65478LAD1	\$ 30,797.83	NALT 2019-B A3		2.27%		\$ 58.26	\$ 58.26	
Interest	8/15/2021	65479CAD0	\$ 150,000.00	NAROT 2020-B A3		0.55%		\$ 68.75	\$ 68.75	
Interest	8/15/2021	65479JAD5	\$ 213,787.51	NAROT 2019-C A3		1.93%		\$ 343.84	\$ 343.84	
Interest	8/15/2021	65479KAD2	\$ 156,080.58	NAROT 2019-A A3		2.90%		\$ 377.19	\$ 377.19	
Interest	8/15/2021	89231PAD0	\$ 74,858.04	TOYOTA AUTO RECEIVABLES OWNER		3.18%		\$ 198.37	\$ 198.37	
Interest	8/15/2021	89233MAD5	\$ 225,000.00	TAOT 2019-D A3		1.92%		\$ 360.00	\$ 360.00	
Interest	8/15/2021	89238TAD5	\$ 23,457.91	TAOT 2018-B A3		2.96%		\$ 57.86	\$ 57.86	
Interest	8/15/2021	89238UAD2	\$ 137,158.69	TAOT 2019-C A3		1.91%		\$ 218.31	\$ 218.31	
Interest	8/15/2021	912828Z86	\$ 215,000.00	US TREASURY NOTES		1.38%		\$ 1,478.13	\$ 1,478.13	

City of Alameda (PFMAM) Transactions

Tran. Type	Settle Date	CUSIP	Par Value	Security Description	Price	Coupon	Amount	Accrued Interest	Net Amount	Gain/(Loss) on Amount
Interest	8/15/2021	91282CBM2	\$ 1,275,000.00	US TREASURY NOTES		0.13%		\$ 796.88	\$ 796.88	
Paydown	8/15/2021	02004WAC5	\$ 8,507.85	ALLYA 2019-1 A3	\$ 100.00	2.91%	\$ 8,507.85	\$ -	\$ 8,507.85	
Paydown	8/15/2021	02007TAC9	\$ 8,280.03	ALLYA 2019-4 A3	\$ 100.00	1.84%	\$ 8,280.03	\$ -	\$ 8,280.03	
Paydown	8/15/2021	14042WAC4	\$ 7,414.23	COPAR 2019-1 A3	\$ 100.00	2.51%	\$ 7,414.23	\$ -	\$ 7,414.23	
Paydown	8/15/2021	14313FAD1	\$ 4,244.13	CARMAX AUTO OWNER TRUST	\$ 100.00	3.13%	\$ 4,244.13	\$ -	\$ 4,244.13	
Paydown	8/15/2021	14316LAC7	\$ 6,511.50	CARMX 2019-2 A3	\$ 100.00	2.68%	\$ 6,511.50	\$ -	\$ 6,511.50	
Paydown	8/15/2021	31680YAD9	\$ 4,252.30	FIFTH THIRD AUTO TRUST	\$ 100.00	2.64%	\$ 4,252.30	\$ -	\$ 4,252.30	
Paydown	8/15/2021	34528FAD0	\$ 3,393.43	FORDO 2018-A A3	\$ 100.00	3.03%	\$ 3,393.43	\$ -	\$ 3,393.43	
Paydown	8/15/2021	34531KAD4	\$ 13,696.22	FORDO 2019-C A3	\$ 100.00	1.87%	\$ 13,696.22	\$ -	\$ 13,696.22	
Paydown	8/15/2021	34533FAD3	\$ 17,910.14	FORDO 2019-A A3	\$ 100.00	2.78%	\$ 17,910.14	\$ -	\$ 17,910.14	
Paydown	8/15/2021	44891JAC2	\$ 13,257.61	HART 2019-B A3	\$ 100.00	1.94%	\$ 13,257.61	\$ -	\$ 13,257.61	
Paydown	8/15/2021	44932NAD2	\$ 7,297.27	HYUNDAI AUTO RECEIVABLES TRUST	\$ 100.00	2.66%	\$ 7,297.27	\$ -	\$ 7,297.27	
Paydown	8/15/2021	44933AAC1	\$ 13,584.58	HART 2018-B A3	\$ 100.00	3.20%	\$ 13,584.58	\$ -	\$ 13,584.58	
Paydown	8/15/2021	58769QAC5	\$ 18,534.22	MBALT 2019-B A3	\$ 100.00	2.00%	\$ 18,534.22	\$ -	\$ 18,534.22	
Paydown	8/15/2021	58772RAD6	\$ 8,251.86	MBART 2018-1 A3	\$ 100.00	3.03%	\$ 8,251.86	\$ -	\$ 8,251.86	
Paydown	8/15/2021	65478LAD1	\$ 12,672.23	NALT 2019-B A3	\$ 100.00	2.27%	\$ 12,672.23	\$ -	\$ 12,672.23	
Paydown	8/15/2021	65479JAD5	\$ 15,924.27	NAROT 2019-C A3	\$ 100.00	1.93%	\$ 15,924.27	\$ -	\$ 15,924.27	
Paydown	8/15/2021	65479KAD2	\$ 15,681.90	NAROT 2019-A A3	\$ 100.00	2.90%	\$ 15,681.90	\$ -	\$ 15,681.90	
Paydown	8/15/2021	89231PAD0	\$ 10,457.74	TOYOTA AUTO RECEIVABLES OWNER	\$ 100.00	3.18%	\$ 10,457.74	\$ -	\$ 10,457.74	
Paydown	8/15/2021	89233MAD5	\$ 11,212.93	TAOT 2019-D A3	\$ 100.00	1.92%	\$ 11,212.93	\$ -	\$ 11,212.93	
Paydown	8/15/2021	89238TAD5	\$ 8,432.37	TAOT 2018-B A3	\$ 100.00	2.96%	\$ 8,432.37	\$ -	\$ 8,432.37	
Paydown	8/15/2021	89238UAD2	\$ 11,908.18	TAOT 2019-C A3	\$ 100.00	1.91%	\$ 11,908.18	\$ -	\$ 11,908.18	
Interest	8/16/2021	36255JAD6	\$ 36,102.46	GMCAR 2018-3 A3		3.02%		\$ 90.86	\$ 90.86	
Interest	8/16/2021	36256XAD4	\$ 97,731.22	GMCAR 2019-1 A3		2.97%		\$ 241.88	\$ 241.88	
Interest	8/16/2021	36258NAC6	\$ 93,323.68	GMCAR 2020-1 A3		1.84%		\$ 143.10	\$ 143.10	
Interest	8/16/2021	36259OAC5	\$ 150,000.00	GMCAR 2020-3 A3		0.45%		\$ 56.25	\$ 56.25	
Interest	8/16/2021	46647PBY1	\$ 90,000.00	PMORGAN CHASE & CO CORP NOTES (CALLABL)		0.56%		\$ 253.35	\$ 253.35	
Paydown	8/16/2021	36255JAD6	\$ 5,980.60	GMCAR 2018-3 A3	\$ 100.00	3.02%	\$ 5,980.60	\$ -	\$ 5,980.60	
Paydown	8/16/2021	36256XAD4	\$ 11,970.29	GMCAR 2019-1 A3	\$ 100.00	2.97%	\$ 11,970.29	\$ -	\$ 11,970.29	
Paydown	8/16/2021	36258NAC6	\$ 6,942.61	GMCAR 2020-1 A3	\$ 100.00	1.84%	\$ 6,942.61	\$ -	\$ 6,942.61	
Interest	8/18/2021	43813KAC6	\$ 150,000.00	HAROT 2020-3 A3		0.37%		\$ 46.25	\$ 46.25	
Interest	8/18/2021	43813VAC2	\$ 175,000.00	HAROT 2019-4 A3		1.83%		\$ 266.88	\$ 266.88	
Interest	8/18/2021	43814WAC9	\$ 59,924.43	HAROT 2019-1 A3		2.83%		\$ 141.32	\$ 141.32	
Paydown	8/18/2021	43813VAC2	\$ 11,871.66	HAROT 2019-4 A3	\$ 100.00	1.83%	\$ 11,871.66	\$ -	\$ 11,871.66	
Paydown	8/18/2021	43814WAC9	\$ 7,134.80	HAROT 2019-1 A3	\$ 100.00	2.83%	\$ 7,134.80	\$ -	\$ 7,134.80	
Interest	8/20/2021	362569AC9	\$ 75,000.00	GMALT 2020-3 A3		0.45%		\$ 28.13	\$ 28.13	
Interest	8/20/2021	36261RAC2	\$ 150,000.00	GMALT 2021-1 A3		0.26%		\$ 32.50	\$ 32.50	
Interest	8/20/2021	38013TAD3	\$ 22,694.51	GMALT 2019-3 A3		2.03%		\$ 38.39	\$ 38.39	
Interest	8/20/2021	380144AC9	\$ 175,000.00	GMALT 2021-2 A3		0.34%		\$ 49.58	\$ 49.58	
Interest	8/20/2021	89238EAC0	\$ 120,000.00	TLOT 2021-A A3		0.39%		\$ 39.00	\$ 39.00	
Interest	8/20/2021	92290BAA9	\$ 175,000.00	VZOT 2020-B A		0.47%		\$ 68.54	\$ 68.54	
Interest	8/20/2021	92348AAA3	\$ 210,000.00	VZOT 2019-C A1A		1.94%		\$ 339.50	\$ 339.50	
Interest	8/20/2021	92348TAA2	\$ 100,000.00	VZOT 2020-A A1A		1.85%		\$ 154.17	\$ 154.17	
Interest	8/20/2021	92867XAD8	\$ 98,779.29	VWALT 2019-A A3		1.99%		\$ 163.81	\$ 163.81	
Interest	8/20/2021	92869BAD4	\$ 83,488.08	VALET 2018-2 A3		3.25%		\$ 226.11	\$ 226.11	
Paydown	8/20/2021	38013TAD3	\$ 12,997.73	GMALT 2019-3 A3	\$ 100.00	2.03%	\$ 12,997.73	\$ -	\$ 12,997.73	
Paydown	8/20/2021	92867XAD8	\$ 12,966.14	VWALT 2019-A A3	\$ 100.00	1.99%	\$ 12,966.14	\$ -	\$ 12,966.14	
Paydown	8/20/2021	92869BAD4	\$ 14,049.98	VALET 2018-2 A3	\$ 100.00	3.25%	\$ 14,049.98	\$ -	\$ 14,049.98	
Interest	8/23/2021	06406RAK3	\$ 195,000.00	BANK OF NY MELLON CORP CORP NOTES		1.95%		\$ 1,901.25	\$ 1,901.25	
Buy	8/24/2021	91282CCT6	\$ (300,000.00)	US TREASURY N/B NOTES	\$ 99.82	0.38%	\$ (299,449.22)	\$ (27.51)	\$ (299,476.73)	
Interest	8/24/2021	3137EAEV7	\$ 830,000.00	FREDDIE MAC NOTES		0.25%		\$ 1,037.50	\$ 1,037.50	
Interest	8/25/2021	05591RAC8	\$ 85,000.00	BMWLT 2021-1 A3		0.29%		\$ 20.54	\$ 20.54	
Interest	8/26/2021	65558TLL7	\$ 450,000.00	NORDEA BANK ABP NEW YORK CERT DEPOS		1.85%		\$ 4,185.63	\$ 4,185.63	

City of Alameda (PFMAM) Transactions										
Tran. Type	Settle Date	CUSIP	Par Value	Security Description	Price	Coupon	Amount	Accrued Interest	Net Amount	Gain/(Loss) on Amount
Interest	8/26/2021	83050PDR7	\$ 450,000.00	SKANDINAV ENSKILDA BANK LT CD		1.86%		\$ 4,208.25	\$ 4,208.25	
Interest	8/31/2021	9128282S8	\$ 200,000.00	US TREASURY NOTES		1.63%		\$ 1,625.00	\$ 1,625.00	
Interest	9/1/2021	MONEY0002	\$ -	MONEY MARKET FUND		0.00%		\$ 1.03	\$ 1.03	
Interest	9/6/2021	14913Q3A5	\$ 175,000.00	CATERPILLAR FINANCIAL SERVICES CORP NOTE		1.90%		\$ 1,662.50	\$ 1,662.50	
Buy	9/7/2021	91282CCT6	\$ (950,000.00)	US TREASURY N/B NOTES	\$ 99.89	0.38%	\$ (948,960.94)	\$ (222.66)	\$ (949,183.60)	
Sell	9/7/2021	22535CDV0	\$ 430,000.00	CREDIT AGRICOLE CIB NY CERT DEPOS	\$ 101.53	2.83%	\$ 436,584.17	\$ 5,205.63	\$ 441,789.80	\$ 6,584.17
Sell	9/7/2021	9128282P4	\$ 435,000.00	US TREASURY NOTES	\$ 101.62	1.88%	\$ 442,034.77	\$ 842.22	\$ 442,876.99	\$ 6,629.41
Interest	9/8/2021	3137EAEW5	\$ 2,390,000.00	FREDDIE MAC NOTES		0.25%		\$ 2,987.50	\$ 2,987.50	
Buy	9/9/2021	02665WDY4	\$ (150,000.00)	AMERICAN HONDA FINANCE CORPORATE NOTES	\$ 99.93	0.75%	\$ (149,901.00)	\$ -	\$ (149,901.00)	
Sell	9/9/2021	9128282P4	\$ 145,000.00	US TREASURY NOTES	\$ 101.61	1.88%	\$ 147,333.59	\$ 295.52	\$ 147,629.11	\$ 2,199.30
Interest	9/11/2021	037833DL1	\$ 100,000.00	APPLE INC CORPORATE NOTES		1.70%		\$ 850.00	\$ 850.00	
Buy	9/14/2021	14913R2P1	\$ (220,000.00)	CATERPILLAR FINL SERVICE CORPORATE NOTES	\$ 99.86	0.60%	\$ (219,700.80)	\$ -	\$ (219,700.80)	
Buy	9/14/2021	641062AU8	\$ (330,000.00)	NESTLE HOLDINGS INC CORP NOTES (CALLABLE)	\$ 100.00	0.61%	\$ (330,000.00)	\$ -	\$ (330,000.00)	
Interest	9/14/2021	14913R2F3	\$ 100,000.00	CATERPILLAR FINL SERVICE CORPORATE NOTES		0.45%		\$ 225.00	\$ 225.00	
Sell	9/14/2021	06406RAK3	\$ 195,000.00	BANK OF NY MELLON CORP CORP NOTES	\$ 101.71	1.95%	\$ 198,330.60	\$ 221.81	\$ 198,552.41	\$ 3,350.13
Sell	9/14/2021	14913Q3A5	\$ 175,000.00	CATERPILLAR FINANCIAL SERVICES CORP NOTE	\$ 101.72	1.90%	\$ 178,017.00	\$ 73.89	\$ 178,090.89	\$ 3,096.23
Sell	9/14/2021	14913Q3C1	\$ 85,000.00	CATERPILLAR FINL SERVICE NOTES	\$ 102.03	1.95%	\$ 86,727.20	\$ 534.08	\$ 87,261.28	\$ 1,743.37
Sell	9/14/2021	438516BT2	\$ 95,000.00	HONEYWELL INTERNATIONAL (CALLABLE) NOTE	\$ 101.65	2.15%	\$ 96,566.55	\$ 204.25	\$ 96,770.80	\$ 1,595.26
Interest	9/15/2021	02004WAC5	\$ 67,751.85	ALLYA 2019-1 A3		2.91%		\$ 164.30	\$ 164.30	
Interest	9/15/2021	02007TAC9	\$ 95,379.09	ALLYA 2019-4 A3		1.84%		\$ 146.25	\$ 146.25	
Interest	9/15/2021	14042WAC4	\$ 65,427.95	COPAR 2019-1 A3		2.51%		\$ 136.85	\$ 136.85	
Interest	9/15/2021	14313FAD1	\$ 24,335.03	CARMAX AUTO OWNER TRUST		3.13%		\$ 63.47	\$ 63.47	
Interest	9/15/2021	14314QAC8	\$ 150,000.00	CARMX 2021-2 A3		0.52%		\$ 65.00	\$ 65.00	
Interest	9/15/2021	14315FAD9	\$ 100,000.00	CARMX 2020-3 A3		0.62%		\$ 51.67	\$ 51.67	
Interest	9/15/2021	14315XAC2	\$ 100,000.00	CARMX 2020-1 A3		1.89%		\$ 157.50	\$ 157.50	
Interest	9/15/2021	14316HAC6	\$ 110,000.00	CARMX 2020-4 A3		0.50%		\$ 45.83	\$ 45.83	
Interest	9/15/2021	14316LAC7	\$ 74,440.19	CARMX 2019-2 A3		2.68%		\$ 166.25	\$ 166.25	
Interest	9/15/2021	14316NAC3	\$ 75,000.00	CARMX 2021-1 A3		0.34%		\$ 21.25	\$ 21.25	
Interest	9/15/2021	14317DAC4	\$ 215,000.00	CARMX 2021-3 A3		0.55%		\$ 98.54	\$ 98.54	
Interest	9/15/2021	254683CM5	\$ 225,000.00	DCENT 2019-A3 A		1.89%		\$ 354.38	\$ 354.38	
Interest	9/15/2021	31680YAD9	\$ 36,643.27	FIFTH THIRD AUTO TRUST		2.64%		\$ 80.62	\$ 80.62	
Interest	9/15/2021	34528FAD0	\$ 2,060.02	FORDO 2018-A A3		3.03%		\$ 5.20	\$ 5.20	
Interest	9/15/2021	34531KAD4	\$ 164,095.26	FORDO 2019-C A3		1.87%		\$ 255.72	\$ 255.72	
Interest	9/15/2021	34533FAD3	\$ 144,403.78	FORDO 2019-A A3		2.78%		\$ 334.54	\$ 334.54	
Interest	9/15/2021	44891JAC2	\$ 136,776.16	HART 2019-B A3		1.94%		\$ 221.12	\$ 221.12	
Interest	9/15/2021	44932NAD2	\$ 53,179.68	HYUNDAI AUTO RECEIVABLES TRUST		2.66%		\$ 117.88	\$ 117.88	
Interest	9/15/2021	44933AAC1	\$ 42,406.29	HART 2018-B A3		3.20%		\$ 113.08	\$ 113.08	
Interest	9/15/2021	44933LAC7	\$ 100,000.00	HART 2021-A A3		0.38%		\$ 31.67	\$ 31.67	
Interest	9/15/2021	50117TAC5	\$ 105,000.00	KCOT 2021-1A A3		0.62%		\$ 54.25	\$ 54.25	
Interest	9/15/2021	50117XAE2	\$ 170,000.00	KCOT 2021-2A A3		0.56%		\$ 79.33	\$ 79.33	
Interest	9/15/2021	58769EAC2	\$ 50,000.00	MBALT 2020-B A3		0.40%		\$ 16.67	\$ 16.67	
Interest	9/15/2021	58769QAC5	\$ 141,164.92	MBALT 2019-B A3		2.00%		\$ 235.27	\$ 235.27	
Interest	9/15/2021	58772RAD6	\$ 24,378.85	MBART 2018-1 A3		3.03%		\$ 61.56	\$ 61.56	
Interest	9/15/2021	589331AT4	\$ 150,000.00	MERCK & CO INC CORP NOTES		2.40%		\$ 1,800.00	\$ 1,800.00	
Interest	9/15/2021	650036DR4	\$ 105,000.00	NY ST URBAN DEV CORP TXBL REV BONDS		0.48%		\$ 252.00	\$ 252.00	
Interest	9/15/2021	650036DS2	\$ 315,000.00	NY ST URBAN DEV CORP TXBL REV BONDS		0.62%		\$ 976.50	\$ 976.50	
Interest	9/15/2021	65478LAD1	\$ 18,125.60	NALT 2019-B A3		2.27%		\$ 34.29	\$ 34.29	
Interest	9/15/2021	65479CAD0	\$ 150,000.00	NAROT 2020-B A3		0.55%		\$ 68.75	\$ 68.75	
Interest	9/15/2021	65479JAD5	\$ 197,863.24	NAROT 2019-C A3		1.93%		\$ 318.23	\$ 318.23	
Interest	9/15/2021	65479KAD2	\$ 140,398.68	NAROT 2019-A A3		2.90%		\$ 339.30	\$ 339.30	
Interest	9/15/2021	89231PAD0	\$ 64,400.30	TOYOTA AUTO RECEIVABLES OWNER		3.18%		\$ 170.66	\$ 170.66	
Interest	9/15/2021	89233MAD5	\$ 213,787.07	TAOT 2019-D A3		1.92%		\$ 342.06	\$ 342.06	
Interest	9/15/2021	89238TAD5	\$ 15,025.54	TAOT 2018-B A3		2.96%		\$ 37.06	\$ 37.06	

City of Alameda (PFMAM) Transactions

Tran. Type	Settle Date	CUSIP	Par Value	Security Description	Price	Coupon	Amount	Accrued Interest	Net Amount	Gain/(Loss) on Amount
Interest	9/15/2021	89238UAD2	\$ 125,250.51	TAOT 2019-C A3		1.91%		\$ 199.36	\$ 199.36	
Interest	9/15/2021	91282CBR1	\$ 200,000.00	US TREASURY NOTES		0.25%		\$ 250.00	\$ 250.00	
Interest	9/15/2021	92826CAG7	\$ 225,000.00	VISA INC (CALLABLE) NOTE		2.15%		\$ 2,418.75	\$ 2,418.75	
Paydown	9/15/2021	02004WAC5	\$ 8,182.64	ALLYA 2019-1 A3	\$ 100.00	2.91%	\$ 8,182.64	\$ -	\$ 8,182.64	
Paydown	9/15/2021	02007TAC9	\$ 7,888.59	ALLYA 2019-4 A3	\$ 100.00	1.84%	\$ 7,888.59	\$ -	\$ 7,888.59	
Paydown	9/15/2021	14042WAC4	\$ 6,705.26	COPAR 2019-1 A3	\$ 100.00	2.51%	\$ 6,705.26	\$ -	\$ 6,705.26	
Paydown	9/15/2021	14313FAD1	\$ 4,142.11	CARMAX AUTO OWNER TRUST	\$ 100.00	3.13%	\$ 4,142.11	\$ -	\$ 4,142.11	
Paydown	9/15/2021	14316LAC7	\$ 6,175.15	CARMX 2019-2 A3	\$ 100.00	2.68%	\$ 6,175.15	\$ -	\$ 6,175.15	
Paydown	9/15/2021	31680YAD9	\$ 4,151.13	FIFTH THIRD AUTO TRUST	\$ 100.00	2.64%	\$ 4,151.13	\$ -	\$ 4,151.13	
Paydown	9/15/2021	34528FAD0	\$ 2,060.02	FORDO 2018-A A3	\$ 100.00	3.03%	\$ 2,060.02	\$ -	\$ 2,060.02	
Paydown	9/15/2021	34531KAD4	\$ 13,111.92	FORDO 2019-C A3	\$ 100.00	1.87%	\$ 13,111.92	\$ -	\$ 13,111.92	
Paydown	9/15/2021	34533FAD3	\$ 16,322.11	FORDO 2019-A A3	\$ 100.00	2.78%	\$ 16,322.11	\$ -	\$ 16,322.11	
Paydown	9/15/2021	44891JAC2	\$ 12,224.19	HART 2019-B A3	\$ 100.00	1.94%	\$ 12,224.19	\$ -	\$ 12,224.19	
Paydown	9/15/2021	44932NAD2	\$ 6,895.44	HYUNDAI AUTO RECEIVABLES TRUST	\$ 100.00	2.66%	\$ 6,895.44	\$ -	\$ 6,895.44	
Paydown	9/15/2021	44933AAC1	\$ 12,509.50	HART 2018-B A3	\$ 100.00	3.20%	\$ 12,509.50	\$ -	\$ 12,509.50	
Paydown	9/15/2021	58769QAC5	\$ 21,565.81	MBALT 2019-B A3	\$ 100.00	2.00%	\$ 21,565.81	\$ -	\$ 21,565.81	
Paydown	9/15/2021	58772RAD6	\$ 7,957.24	MBART 2018-1 A3	\$ 100.00	3.03%	\$ 7,957.24	\$ -	\$ 7,957.24	
Paydown	9/15/2021	65478LAD1	\$ 11,696.91	NALT 2019-B A3	\$ 100.00	2.27%	\$ 11,696.91	\$ -	\$ 11,696.91	
Paydown	9/15/2021	65479JAD5	\$ 15,190.12	NAROT 2019-C A3	\$ 100.00	1.93%	\$ 15,190.12	\$ -	\$ 15,190.12	
Paydown	9/15/2021	65479KAD2	\$ 14,922.45	NAROT 2019-A A3	\$ 100.00	2.90%	\$ 14,922.45	\$ -	\$ 14,922.45	
Paydown	9/15/2021	89231PAD0	\$ 10,050.77	TOYOTA AUTO RECEIVABLES OWNER	\$ 100.00	3.18%	\$ 10,050.77	\$ -	\$ 10,050.77	
Paydown	9/15/2021	89233MAD5	\$ 16,819.67	TAOT 2019-D A3	\$ 100.00	1.92%	\$ 16,819.67	\$ -	\$ 16,819.67	
Paydown	9/15/2021	89238TAD5	\$ 8,299.92	TAOT 2018-B A3	\$ 100.00	2.96%	\$ 8,299.92	\$ -	\$ 8,299.92	
Paydown	9/15/2021	89238UAD2	\$ 11,576.54	TAOT 2019-C A3	\$ 100.00	1.91%	\$ 11,576.54	\$ -	\$ 11,576.54	
Interest	9/16/2021	36255JAD6	\$ 30,121.86	GMCAR 2018-3 A3		3.02%		\$ 75.81	\$ 75.81	
Interest	9/16/2021	36256XAD4	\$ 85,760.93	GMCAR 2019-1 A3		2.97%		\$ 212.26	\$ 212.26	
Interest	9/16/2021	36258NAC6	\$ 86,381.07	GMCAR 2020-1 A3		1.84%		\$ 132.45	\$ 132.45	
Interest	9/16/2021	36259OAC5	\$ 150,000.00	GMCAR 2020-3 A3		0.45%		\$ 56.25	\$ 56.25	
Interest	9/16/2021	46647PBS4	\$ 170,000.00	PMORGAN CHASE & CO CORPORATE NOTES (CA		0.65%		\$ 555.05	\$ 555.05	
Interest	9/16/2021	46647PBZ8	\$ 225,000.00	PMORGAN CHASE & CO CORPORATE NOTES (CA		0.70%		\$ 784.13	\$ 784.13	
Paydown	9/16/2021	36255JAD6	\$ 5,471.80	GMCAR 2018-3 A3	\$ 100.00	3.02%	\$ 5,471.80	\$ -	\$ 5,471.80	
Paydown	9/16/2021	36256XAD4	\$ 11,322.49	GMCAR 2019-1 A3	\$ 100.00	2.97%	\$ 11,322.49	\$ -	\$ 11,322.49	
Paydown	9/16/2021	36258NAC6	\$ 5,910.20	GMCAR 2020-1 A3	\$ 100.00	1.84%	\$ 5,910.20	\$ -	\$ 5,910.20	
Interest	9/18/2021	43813KAC6	\$ 150,000.00	HAROT 2020-3 A3		0.37%		\$ 46.25	\$ 46.25	
Interest	9/18/2021	43813VAC2	\$ 163,128.34	HAROT 2019-4 A3		1.83%		\$ 248.77	\$ 248.77	
Interest	9/18/2021	43814WAC9	\$ 52,789.63	HAROT 2019-1 A3		2.83%		\$ 124.50	\$ 124.50	
Interest	9/18/2021	808513BN4	\$ 145,000.00	CHARLES SCHWAB CORP NOTES (CALLABLE)		0.75%		\$ 543.75	\$ 543.75	
Paydown	9/18/2021	43813VAC2	\$ 12,057.00	HAROT 2019-4 A3	\$ 100.00	1.83%	\$ 12,057.00	\$ -	\$ 12,057.00	
Paydown	9/18/2021	43814WAC9	\$ 6,499.50	HAROT 2019-1 A3	\$ 100.00	2.83%	\$ 6,499.50	\$ -	\$ 6,499.50	
Interest	9/20/2021	362569AC9	\$ 75,000.00	GMALT 2020-3 A3		0.45%		\$ 28.13	\$ 28.13	
Interest	9/20/2021	36261RAC2	\$ 150,000.00	GMALT 2021-1 A3		0.26%		\$ 32.50	\$ 32.50	
Interest	9/20/2021	38013TAD3	\$ 9,696.78	GMALT 2019-3 A3		2.03%		\$ 16.40	\$ 16.40	
Interest	9/20/2021	380144AC9	\$ 175,000.00	GMALT 2021-2 A3		0.34%		\$ 49.58	\$ 49.58	
Interest	9/20/2021	89238EAC0	\$ 120,000.00	TLOT 2021-A A3		0.39%		\$ 39.00	\$ 39.00	
Interest	9/20/2021	92290BAA9	\$ 175,000.00	VZOT 2020-B A		0.47%		\$ 68.54	\$ 68.54	
Interest	9/20/2021	92348AAA3	\$ 210,000.00	VZOT 2019-C A1A		1.94%		\$ 339.50	\$ 339.50	
Interest	9/20/2021	92348TAA2	\$ 100,000.00	VZOT 2020-A A1A		1.85%		\$ 154.17	\$ 154.17	
Interest	9/20/2021	92867XAD8	\$ 85,813.15	VWALT 2019-A A3		1.99%		\$ 142.31	\$ 142.31	
Interest	9/20/2021	92869BAD4	\$ 69,438.10	VALET 2018-2 A3		3.25%		\$ 188.06	\$ 188.06	
Paydown	9/20/2021	38013TAD3	\$ 9,696.78	GMALT 2019-3 A3	\$ 100.00	2.03%	\$ 9,696.78	\$ -	\$ 9,696.78	
Paydown	9/20/2021	92867XAD8	\$ 14,003.86	VWALT 2019-A A3	\$ 100.00	1.99%	\$ 14,003.86	\$ -	\$ 14,003.86	
Paydown	9/20/2021	92869BAD4	\$ 12,941.21	VALET 2018-2 A3	\$ 100.00	3.25%	\$ 12,941.21	\$ -	\$ 12,941.21	
Buy	9/23/2021	4581X0DZ8	\$ (455,000.00)	INTER-AMERICAN DEVEL BK NOTES	\$ 99.93	0.50%	\$ (454,663.30)	\$ -	\$ (454,663.30)	

City of Alameda (PFMAM) Transactions										
Tran. Type	Settle Date	CUSIP	Par Value	Security Description	Price	Coupon	Amount	Accrued Interest	Net Amount	Gain/(Loss) on Amount
Sell	9/23/2021	9128282P4	\$ 35,000.00	US TREASURY NOTES	\$ 101.54	1.88%	\$ 35,540.04	\$ 96.30	\$ 35,636.34	\$ 509.02
Sell	9/23/2021	9128282S8	\$ 140,000.00	US TREASURY NOTES	\$ 101.46	1.63%	\$ 142,045.31	\$ 144.54	\$ 142,189.85	\$ 2,008.47
Interest	9/25/2021	05591RAC8	\$ 85,000.00	BMWLT 2021-1 A3		0.29%		\$ 20.54	\$ 20.54	
Buy	9/27/2021	254683CP8	\$ (140,000.00)	DCENT 2021-A1 A1	\$ 99.98	0.58%	\$ (139,970.03)	\$ -	\$ (139,970.03)	
Sell	9/27/2021	9128282S8	\$ 60,000.00	US TREASURY NOTES	\$ 101.44	1.63%	\$ 60,864.84	\$ 72.72	\$ 60,937.56	\$ 849.23
Sell	9/27/2021	912828YK0	\$ 20,000.00	US TREASURY NOTES	\$ 101.36	1.38%	\$ 20,271.09	\$ 123.98	\$ 20,395.07	\$ 298.06
Interest	9/30/2021	912828Q29	\$ 950,000.00	US TREASURY NOTES		1.50%		\$ 7,125.00	\$ 7,125.00	
Interest	9/30/2021	91282CBU4	\$ 675,000.00	US TREASURY NOTES		0.13%		\$ 421.88	\$ 421.88	
Interest	10/1/2021	MONEY0002	\$ -	MONEY MARKET FUND		0.00%		\$ 0.87	\$ 0.87	
Interest	10/5/2021	61772BAA1	\$ 25,000.00	MORGAN STANLEY CORP NOTES (CALLABLE)		0.73%		\$ 82.75	\$ 82.75	
Buy	10/6/2021	91282CCX7	\$ (475,000.00)	US TREASURY N/B NOTES	\$ 99.61	0.38%	\$ (473,125.98)	\$ (103.33)	\$ (473,229.31)	
Buy	10/6/2021	91282CDA6	\$ (700,000.00)	US TREASURY NOTES	\$ 99.95	0.25%	\$ (699,644.53)	\$ (28.85)	\$ (699,673.38)	
Interest	10/6/2021	89236TJD8	\$ 100,000.00	JYOTA MOTOR CREDIT CORP CORPORATE NOTE		0.40%		\$ 196.67	\$ 196.67	
Sell	10/6/2021	65558TLL7	\$ 450,000.00	NORDEA BANK ABP NEW YORK CERT DEPOS	\$ 101.49	1.85%	\$ 456,714.00	\$ 948.13	\$ 457,662.13	\$ 6,714.00
Sell	10/6/2021	86565CKU2	\$ 350,000.00	SUMITOMO MITSUI BANK NY CERT DEPOS	\$ 100.37	0.70%	\$ 351,307.95	\$ 612.50	\$ 351,920.45	\$ 1,307.95
Sell	10/6/2021	912828YK0	\$ 125,000.00	US TREASURY NOTES	\$ 101.32	1.38%	\$ 126,650.39	\$ 817.11	\$ 127,467.50	\$ 1,815.02
Sell	10/6/2021	92826CAG7	\$ 225,000.00	VISA INC (CALLABLE) NOTE	\$ 101.71	2.15%	\$ 228,856.50	\$ 282.19	\$ 229,138.69	\$ 4,700.22
Buy	10/13/2021	91282CCX7	\$ (450,000.00)	US TREASURY N/B NOTES	\$ 99.46	0.38%	\$ (447,556.64)	\$ (130.52)	\$ (447,687.16)	
Sell	10/13/2021	912828YK0	\$ 445,000.00	US TREASURY NOTES	\$ 101.28	1.38%	\$ 450,701.56	\$ 3,025.94	\$ 453,727.50	\$ 6,276.66
Interest	10/15/2021	02004WAC5	\$ 59,569.21	ALLYA 2019-1 A3		2.91%		\$ 144.46	\$ 144.46	
Interest	10/15/2021	02007TAC9	\$ 87,490.50	ALLYA 2019-4 A3		1.84%		\$ 134.15	\$ 134.15	
Interest	10/15/2021	14042WAC4	\$ 58,722.69	COPAR 2019-1 A3		2.51%		\$ 122.83	\$ 122.83	
Interest	10/15/2021	14313FAD1	\$ 20,192.92	CARMX AUTO OWNER TRUST		3.13%		\$ 52.67	\$ 52.67	
Interest	10/15/2021	14314QAC8	\$ 150,000.00	CARMX 2021-2 A3		0.52%		\$ 65.00	\$ 65.00	
Interest	10/15/2021	14315FAD9	\$ 100,000.00	CARMX 2020-3 A3		0.62%		\$ 51.67	\$ 51.67	
Interest	10/15/2021	14315XAC2	\$ 100,000.00	CARMX 2020-1 A3		1.89%		\$ 157.50	\$ 157.50	
Interest	10/15/2021	14316HAC6	\$ 110,000.00	CARMX 2020-4 A3		0.50%		\$ 45.83	\$ 45.83	
Interest	10/15/2021	14316LAC7	\$ 68,265.04	CARMX 2019-2 A3		2.68%		\$ 152.46	\$ 152.46	
Interest	10/15/2021	14316NAC3	\$ 75,000.00	CARMX 2021-1 A3		0.34%		\$ 21.25	\$ 21.25	
Interest	10/15/2021	14317DAC4	\$ 215,000.00	CARMX 2021-3 A3		0.55%		\$ 98.54	\$ 98.54	
Interest	10/15/2021	254683CM5	\$ 225,000.00	DCENT 2019-A3 A		1.89%		\$ 354.38	\$ 354.38	
Interest	10/15/2021	254683CP8	\$ 140,000.00	DCENT 2021-A1 A1		0.58%		\$ 40.60	\$ 40.60	
Interest	10/15/2021	31680YAD9	\$ 32,492.14	FIFTH THIRD AUTO TRUST		2.64%		\$ 71.48	\$ 71.48	
Interest	10/15/2021	34531KAD4	\$ 150,983.34	FORDO 2019-C A3		1.87%		\$ 235.28	\$ 235.28	
Interest	10/15/2021	34533FAD3	\$ 128,081.67	FORDO 2019-A A3		2.78%		\$ 296.72	\$ 296.72	
Interest	10/15/2021	44891JAC2	\$ 124,551.97	HART 2019-B A3		1.94%		\$ 201.36	\$ 201.36	
Interest	10/15/2021	44932NAD2	\$ 46,284.24	HYUNDAI AUTO RECEIVABLES TRUST		2.66%		\$ 102.60	\$ 102.60	
Interest	10/15/2021	44933AAC1	\$ 29,896.79	HART 2018-B A3		3.20%		\$ 79.72	\$ 79.72	
Interest	10/15/2021	44933LAC7	\$ 100,000.00	HART 2021-A A3		0.38%		\$ 31.67	\$ 31.67	
Interest	10/15/2021	50117TAC5	\$ 105,000.00	KCOT 2021-1A A3		0.62%		\$ 54.25	\$ 54.25	
Interest	10/15/2021	50117XAE2	\$ 170,000.00	KCOT 2021-2A A3		0.56%		\$ 79.33	\$ 79.33	
Interest	10/15/2021	58769EAC2	\$ 50,000.00	MBALT 2020-B A3		0.40%		\$ 16.67	\$ 16.67	
Interest	10/15/2021	58769QAC5	\$ 119,599.11	MBALT 2019-B A3		2.00%		\$ 199.33	\$ 199.33	
Interest	10/15/2021	58772RAD6	\$ 16,421.61	MBART 2018-1 A3		3.03%		\$ 41.46	\$ 41.46	
Interest	10/15/2021	65478LAD1	\$ 6,428.69	NALT 2019-B A3		2.27%		\$ 12.16	\$ 12.16	
Interest	10/15/2021	65479CAD0	\$ 150,000.00	NAROT 2020-B A3		0.55%		\$ 68.75	\$ 68.75	
Interest	10/15/2021	65479JAD5	\$ 182,673.12	NAROT 2019-C A3		1.93%		\$ 293.80	\$ 293.80	
Interest	10/15/2021	65479KAD2	\$ 125,476.23	NAROT 2019-A A3		2.90%		\$ 303.23	\$ 303.23	
Interest	10/15/2021	89231PAD0	\$ 54,349.53	TOYOTA AUTO RECEIVABLES OWNER		3.18%		\$ 144.03	\$ 144.03	
Interest	10/15/2021	89233MAD5	\$ 196,967.40	TAOT 2019-D A3		1.92%		\$ 315.15	\$ 315.15	
Interest	10/15/2021	89238TAD5	\$ 6,725.62	TAOT 2018-B A3		2.96%		\$ 16.59	\$ 16.59	
Interest	10/15/2021	89238UAD2	\$ 113,673.97	TAOT 2019-C A3		1.91%		\$ 180.93	\$ 180.93	
Interest	10/15/2021	912828YK0	\$ 2,185,000.00	US TREASURY NOTES		1.38%		\$ 15,021.88	\$ 15,021.88	

City of Alameda (PFMAM) Transactions

Tran. Type	Settle Date	CUSIP	Par Value	Security Description	Price	Coupon	Amount	Accrued Interest	Net Amount	Gain/(Loss) on Amount
Interest	10/15/2021	91282CBV2	\$ 475,000.00	US TREASURY N/B NOTES		0.38%		\$ 890.63	\$ 890.63	
Paydown	10/15/2021	02004WAC5	\$ 7,416.61	ALLYA 2019-1 A3	\$ 100.00	2.91%	\$ 7,416.61	\$ -	\$ 7,416.61	
Paydown	10/15/2021	02007TAC9	\$ 7,144.63	ALLYA 2019-4 A3	\$ 100.00	1.84%	\$ 7,144.63	\$ -	\$ 7,144.63	
Paydown	10/15/2021	14042WAC4	\$ 6,193.37	COPAR 2019-1 A3	\$ 100.00	2.51%	\$ 6,193.37	\$ -	\$ 6,193.37	
Paydown	10/15/2021	14313FAD1	\$ 3,785.18	CARMAX AUTO OWNER TRUST	\$ 100.00	3.13%	\$ 3,785.18	\$ -	\$ 3,785.18	
Paydown	10/15/2021	14316LAC7	\$ 5,716.07	CARMX 2019-2 A3	\$ 100.00	2.68%	\$ 5,716.07	\$ -	\$ 5,716.07	
Paydown	10/15/2021	31680YAD9	\$ 3,752.80	FIFTH THIRD AUTO TRUST	\$ 100.00	2.64%	\$ 3,752.80	\$ -	\$ 3,752.80	
Paydown	10/15/2021	34531KAD4	\$ 11,723.32	FORDO 2019-C A3	\$ 100.00	1.87%	\$ 11,723.32	\$ -	\$ 11,723.32	
Paydown	10/15/2021	34533FAD3	\$ 16,397.08	FORDO 2019-A A3	\$ 100.00	2.78%	\$ 16,397.08	\$ -	\$ 16,397.08	
Paydown	10/15/2021	44891JAC2	\$ 10,779.95	HART 2019-B A3	\$ 100.00	1.94%	\$ 10,779.95	\$ -	\$ 10,779.95	
Paydown	10/15/2021	44932NAD2	\$ 6,248.47	HYUNDAI AUTO RECEIVABLES TRUST	\$ 100.00	2.66%	\$ 6,248.47	\$ -	\$ 6,248.47	
Paydown	10/15/2021	44933AAC1	\$ 11,539.67	HART 2018-B A3	\$ 100.00	3.20%	\$ 11,539.67	\$ -	\$ 11,539.67	
Paydown	10/15/2021	58769QAC5	\$ 20,468.15	MBALT 2019-B A3	\$ 100.00	2.00%	\$ 20,468.15	\$ -	\$ 20,468.15	
Paydown	10/15/2021	58772RAD6	\$ 7,388.02	MBART 2018-1 A3	\$ 100.00	3.03%	\$ 7,388.02	\$ -	\$ 7,388.02	
Paydown	10/15/2021	65478LAD1	\$ 6,428.69	NALT 2019-B A3	\$ 100.00	2.27%	\$ 6,428.69	\$ -	\$ 6,428.69	
Paydown	10/15/2021	65479JAD5	\$ 13,797.21	NAROT 2019-C A3	\$ 100.00	1.93%	\$ 13,797.21	\$ -	\$ 13,797.21	
Paydown	10/15/2021	65479KAD2	\$ 13,765.32	NAROT 2019-A A3	\$ 100.00	2.90%	\$ 13,765.32	\$ -	\$ 13,765.32	
Paydown	10/15/2021	89231PAD0	\$ 9,401.76	TOYOTA AUTO RECEIVABLES OWNER	\$ 100.00	3.18%	\$ 9,401.76	\$ -	\$ 9,401.76	
Paydown	10/15/2021	89233MAD5	\$ 15,456.00	TAOT 2019-D A3	\$ 100.00	1.92%	\$ 15,456.00	\$ -	\$ 15,456.00	
Paydown	10/15/2021	89238TAD5	\$ 6,725.62	TAOT 2018-B A3	\$ 100.00	2.96%	\$ 6,725.62	\$ -	\$ 6,725.62	
Paydown	10/15/2021	89238UAD2	\$ 10,790.66	TAOT 2019-C A3	\$ 100.00	1.91%	\$ 10,790.66	\$ -	\$ 10,790.66	
Interest	10/16/2021	3137EAEY1	\$ 325,000.00	FREDDIE MAC NOTES		0.13%		\$ 203.13	\$ 203.13	
Interest	10/16/2021	36255JAD6	\$ 24,650.06	GMCAR 2018-3 A3		3.02%		\$ 62.04	\$ 62.04	
Interest	10/16/2021	36256XAD4	\$ 74,438.44	GMCAR 2019-1 A3		2.97%		\$ 184.24	\$ 184.24	
Interest	10/16/2021	36258NAC6	\$ 80,470.87	GMCAR 2020-1 A3		1.84%		\$ 123.39	\$ 123.39	
Interest	10/16/2021	36259OAC5	\$ 150,000.00	GMCAR 2020-3 A3		0.45%		\$ 56.25	\$ 56.25	
Paydown	10/16/2021	36255JAD6	\$ 4,994.50	GMCAR 2018-3 A3	\$ 100.00	3.02%	\$ 4,994.50	\$ -	\$ 4,994.50	
Paydown	10/16/2021	36256XAD4	\$ 9,842.71	GMCAR 2019-1 A3	\$ 100.00	2.97%	\$ 9,842.71	\$ -	\$ 9,842.71	
Paydown	10/16/2021	36258NAC6	\$ 5,505.14	GMCAR 2020-1 A3	\$ 100.00	1.84%	\$ 5,505.14	\$ -	\$ 5,505.14	
Interest	10/18/2021	43813KAC6	\$ 150,000.00	HAROT 2020-3 A3		0.37%		\$ 46.25	\$ 46.25	
Interest	10/18/2021	43813VAC2	\$ 151,071.34	HAROT 2019-4 A3		1.83%		\$ 230.38	\$ 230.38	
Interest	10/18/2021	43814WAC9	\$ 46,290.13	HAROT 2019-1 A3		2.83%		\$ 109.17	\$ 109.17	
Paydown	10/18/2021	43813VAC2	\$ 11,171.57	HAROT 2019-4 A3	\$ 100.00	1.83%	\$ 11,171.57	\$ -	\$ 11,171.57	
Paydown	10/18/2021	43814WAC9	\$ 6,137.71	HAROT 2019-1 A3	\$ 100.00	2.83%	\$ 6,137.71	\$ -	\$ 6,137.71	
Interest	10/20/2021	3137EAEQ8	\$ 850,000.00	FREDDIE MAC NOTES		0.38%		\$ 1,593.75	\$ 1,593.75	
Interest	10/20/2021	362569AC9	\$ 75,000.00	GMALT 2020-3 A3		0.45%		\$ 28.13	\$ 28.13	
Interest	10/20/2021	36261RAC2	\$ 150,000.00	GMALT 2021-1 A3		0.26%		\$ 32.50	\$ 32.50	
Interest	10/20/2021	380144AC9	\$ 175,000.00	GMALT 2021-2 A3		0.34%		\$ 49.58	\$ 49.58	
Interest	10/20/2021	459058JV6	\$ 325,000.00	INTL BK OF RECON AND DEV NOTE		0.13%		\$ 204.75	\$ 204.75	
Interest	10/20/2021	89238EAC0	\$ 120,000.00	TLOT 2021-A A3		0.39%		\$ 39.00	\$ 39.00	
Interest	10/20/2021	92290BAA9	\$ 175,000.00	VZOT 2020-B A		0.47%		\$ 68.54	\$ 68.54	
Interest	10/20/2021	92348AAA3	\$ 210,000.00	VZOT 2019-C A1A		1.94%		\$ 339.50	\$ 339.50	
Interest	10/20/2021	92348TAA2	\$ 100,000.00	VZOT 2020-A A1A		1.85%		\$ 154.17	\$ 154.17	
Interest	10/20/2021	92867XAD8	\$ 71,809.29	VWALT 2019-A A3		1.99%		\$ 119.08	\$ 119.08	
Interest	10/20/2021	92869BAD4	\$ 56,496.89	VALET 2018-2 A3		3.25%		\$ 153.01	\$ 153.01	
Paydown	10/20/2021	92867XAD8	\$ 13,524.09	VWALT 2019-A A3	\$ 100.00	1.99%	\$ 13,524.09	\$ -	\$ 13,524.09	
Paydown	10/20/2021	92869BAD4	\$ 11,641.04	VALET 2018-2 A3	\$ 100.00	3.25%	\$ 11,641.04	\$ -	\$ 11,641.04	
Buy	10/21/2021	36255AC1	\$ (110,000.00)	GMCAR 2021-4 A3	\$ 100.00	0.68%	\$ (109,997.20)	\$ -	\$ (109,997.20)	
Interest	10/24/2021	06406RAN7	\$ 110,000.00	BANK OF NY MELLON (CALLABLE) CORP NOTES		1.60%		\$ 880.00	\$ 880.00	
Interest	10/25/2021	05591RAC8	\$ 85,000.00	BMWLT 2021-1 A3		0.29%		\$ 20.54	\$ 20.54	
Buy	10/27/2021	14044CAC6	\$ (135,000.00)	COPAR 2021-1 A3	\$ 100.00	0.77%	\$ (134,997.45)	\$ -	\$ (134,997.45)	
Interest	10/30/2021	172967MT5	\$ 185,000.00	CITIGROUP INC CORPORATE NOTES		0.78%		\$ 717.80	\$ 717.80	
Interest	10/31/2021	912828X70	\$ 550,000.00	US TREASURY NOTES		2.00%		\$ 5,500.00	\$ 5,500.00	

City of Alameda (PFMAM) Transactions

Tran. Type	Settle Date	CUSIP	Par Value	Security Description	Price	Coupon	Amount	Accrued Interest	Net Amount	Gain/(Loss) on Amount
Interest	10/31/2021	912828YM6	\$ 575,000.00	US TREASURY NOTES		1.50%		\$ 4,312.50	\$ 4,312.50	
Interest	11/1/2021	172967MX6	\$ 70,000.00	CITIGROUP INC (CALLABLE) CORPORATE NOTES		0.98%		\$ 337.63	\$ 337.63	
Interest	11/1/2021	605581MY0	\$ 115,000.00	MS ST TXBL GO BONDS		0.42%		\$ 242.65	\$ 242.65	
Interest	11/1/2021	713448EY0	\$ 110,000.00	PEPSICO INC CORPORATE NOTES		0.75%		\$ 412.50	\$ 412.50	
Interest	11/1/2021	MONEY0002	\$ -	MONEY MARKET FUND		0.00%		\$ 0.79	\$ 0.79	
Buy	11/3/2021	98163KAC6	\$ (160,000.00)	WOART 2021-D A3	\$ 99.99	0.81%	\$ (159,978.21)	\$ -	\$ (159,978.21)	
Sell	11/3/2021	83050PDR7	\$ 450,000.00	SKANDINAV ENSKILDA BANK LT CD	\$ 101.29	1.86%	\$ 455,796.97	\$ 1,604.25	\$ 457,401.22	\$ 5,796.97
Buy	11/4/2021	91282CDB4	\$ (475,000.00)	US TREASURY N/B NOTES	\$ 99.51	0.63%	\$ (472,662.11)	\$ (163.12)	\$ (472,825.23)	
Buy	11/4/2021	91282CDD0	\$ (925,000.00)	US TREASURY N/B NOTES	\$ 99.71	0.38%	\$ (922,362.30)	\$ (38.33)	\$ (922,400.63)	
Maturity	11/4/2021	17308CC46	\$ 130,000.00	CITIGROUP INC CORP NOTE (CALLED,OMD 11/4	\$ 100.00	2.31%	\$ 130,000.00	\$ 1,502.80	\$ 131,502.80	
Sell	11/4/2021	65479KAD2	\$ 111,710.90	NAROT 2019-A A3	\$ 100.90	2.90%	\$ 112,718.92	\$ 170.98	\$ 112,889.90	\$ 1,015.07
Sell	11/4/2021	89238UAD2	\$ 102,883.31	TAOT 2019-C A3	\$ 100.66	1.91%	\$ 103,566.52	\$ 103.71	\$ 103,670.23	\$ 683.59
Sell	11/4/2021	912828YK0	\$ 825,000.00	US TREASURY NOTES	\$ 101.16	1.38%	\$ 834,603.52	\$ 623.28	\$ 835,226.80	\$ 10,605.81
Interest	11/5/2021	3137EAE8	\$ 810,000.00	FREDDIE MAC NOTES		0.38%		\$ 1,518.75	\$ 1,518.75	
Interest	11/6/2021	3137EAEZ8	\$ 1,165,000.00	FREDDIE MAC NOTES		0.25%		\$ 1,456.25	\$ 1,456.25	
Interest	11/11/2021	037833DV9	\$ 215,000.00	APPLE INC CORPORATE NOTES		0.75%		\$ 806.25	\$ 806.25	
Interest	11/11/2021	166764BV1	\$ 100,000.00	CHEVRON CORP CORPORATE NOTES		1.14%		\$ 570.50	\$ 570.50	
Interest	11/12/2021	023135BW5	\$ 330,000.00	AMAZON.COM INC CORPORATE NOTES		0.45%		\$ 742.50	\$ 742.50	
Interest	11/13/2021	110122DT2	\$ 205,000.00	BRISTOL-MYERS SQUIBB CO (CALLABLE) CORP		0.54%		\$ 550.43	\$ 550.43	
Buy	11/15/2021	89238JAC9	\$ (135,000.00)	TAOT 2021-D A3	\$ 100.00	0.71%	\$ (134,997.12)	\$ -	\$ (134,997.12)	
Interest	11/15/2021	02004WAC5	\$ 52,152.60	ALLYA 2019-1 A3		2.91%		\$ 126.47	\$ 126.47	
Interest	11/15/2021	02007TAC9	\$ 80,345.87	ALLYA 2019-4 A3		1.84%		\$ 123.20	\$ 123.20	
Interest	11/15/2021	14042WAC4	\$ 52,529.32	COPAR 2019-1 A3		2.51%		\$ 109.87	\$ 109.87	
Interest	11/15/2021	14044CAC6	\$ 135,000.00	COPAR 2021-1 A3		0.77%		\$ 51.98	\$ 51.98	
Interest	11/15/2021	14313FAD1	\$ 16,407.74	CARMX AUTO OWNER TRUST		3.13%		\$ 42.80	\$ 42.80	
Interest	11/15/2021	14314QAC8	\$ 150,000.00	CARMX 2021-2 A3		0.52%		\$ 65.00	\$ 65.00	
Interest	11/15/2021	14315FAD9	\$ 100,000.00	CARMX 2020-3 A3		0.62%		\$ 51.67	\$ 51.67	
Interest	11/15/2021	14315XAC2	\$ 100,000.00	CARMX 2020-1 A3		1.89%		\$ 157.50	\$ 157.50	
Interest	11/15/2021	14316HAC6	\$ 110,000.00	CARMX 2020-4 A3		0.50%		\$ 45.83	\$ 45.83	
Interest	11/15/2021	14316LAC7	\$ 62,548.97	CARMX 2019-2 A3		2.68%		\$ 139.69	\$ 139.69	
Interest	11/15/2021	14316NAC3	\$ 75,000.00	CARMX 2021-1 A3		0.34%		\$ 21.25	\$ 21.25	
Interest	11/15/2021	14317DAC4	\$ 215,000.00	CARMX 2021-3 A3		0.55%		\$ 98.54	\$ 98.54	
Interest	11/15/2021	254683CM5	\$ 225,000.00	DCENT 2019-A3 A		1.89%		\$ 354.38	\$ 354.38	
Interest	11/15/2021	254683CP8	\$ 140,000.00	DCENT 2021-A1 A1		0.58%		\$ 67.67	\$ 67.67	
Interest	11/15/2021	31680YAD9	\$ 28,739.34	FIFTH THIRD AUTO TRUST		2.64%		\$ 63.23	\$ 63.23	
Interest	11/15/2021	34531KAD4	\$ 139,260.02	FORDO 2019-C A3		1.87%		\$ 217.01	\$ 217.01	
Interest	11/15/2021	34533FAD3	\$ 111,684.59	FORDO 2019-A A3		2.78%		\$ 258.74	\$ 258.74	
Interest	11/15/2021	44891JAC2	\$ 113,772.02	HART 2019-B A3		1.94%		\$ 183.93	\$ 183.93	
Interest	11/15/2021	44932NAD2	\$ 40,035.77	HYUNDAI AUTO RECEIVABLES TRUST		2.66%		\$ 88.75	\$ 88.75	
Interest	11/15/2021	44933AAC1	\$ 18,357.12	HART 2018-B A3		3.20%		\$ 48.95	\$ 48.95	
Interest	11/15/2021	44933LAC7	\$ 100,000.00	HART 2021-A A3		0.38%		\$ 31.67	\$ 31.67	
Interest	11/15/2021	50117TAC5	\$ 105,000.00	KCOT 2021-1A A3		0.62%		\$ 54.25	\$ 54.25	
Interest	11/15/2021	50117XAE2	\$ 170,000.00	KCOT 2021-2A A3		0.56%		\$ 79.33	\$ 79.33	
Interest	11/15/2021	58769EAC2	\$ 50,000.00	MBALT 2020-B A3		0.40%		\$ 16.67	\$ 16.67	
Interest	11/15/2021	58769QAC5	\$ 99,130.96	MBALT 2019-B A3		2.00%		\$ 165.22	\$ 165.22	
Interest	11/15/2021	58772RAD6	\$ 9,033.59	MBART 2018-1 A3		3.03%		\$ 22.81	\$ 22.81	
Interest	11/15/2021	65479CAD0	\$ 150,000.00	NAROT 2020-B A3		0.55%		\$ 68.75	\$ 68.75	
Interest	11/15/2021	65479JAD5	\$ 168,875.91	NAROT 2019-C A3		1.93%		\$ 271.61	\$ 271.61	
Interest	11/15/2021	89231PAD0	\$ 44,947.77	TOYOTA AUTO RECEIVABLES OWNER		3.18%		\$ 119.11	\$ 119.11	
Interest	11/15/2021	89233MAD5	\$ 181,511.40	TAOT 2019-D A3		1.92%		\$ 290.42	\$ 290.42	
Interest	11/15/2021	912828TY6	\$ 725,000.00	US TREASURY NOTES		1.63%		\$ 5,890.63	\$ 5,890.63	
Interest	11/15/2021	912828ZP8	\$ 400,000.00	US TREASURY NOTES		0.13%		\$ 250.00	\$ 250.00	
Interest	11/15/2021	91282CAW1	\$ 935,000.00	US TREASURY NOTES		0.25%		\$ 1,168.75	\$ 1,168.75	

City of Alameda (PFMAM) Transactions

Tran. Type	Settle Date	CUSIP	Par Value	Security Description	Price	Coupon	Amount	Accrued Interest	Net Amount	Gain/(Loss) on Amount
Interest	11/15/2021	91324PEB4	\$ 155,000.00	UNITEDHEALTH GROUP INC (CALLABLE) CORP N		0.55%		\$ 416.78	\$ 416.78	
Paydown	11/15/2021	02004WAC5	\$ 7,279.67	ALLYA 2019-1 A3	\$ 100.00	2.91%	\$ 7,279.67	\$ -	\$ 7,279.67	
Paydown	11/15/2021	02007TAC9	\$ 7,014.49	ALLYA 2019-4 A3	\$ 100.00	1.84%	\$ 7,014.49	\$ -	\$ 7,014.49	
Paydown	11/15/2021	14042WAC4	\$ 5,903.89	COPAR 2019-1 A3	\$ 100.00	2.51%	\$ 5,903.89	\$ -	\$ 5,903.89	
Paydown	11/15/2021	14313FAD1	\$ 3,736.39	CARMAX AUTO OWNER TRUST	\$ 100.00	3.13%	\$ 3,736.39	\$ -	\$ 3,736.39	
Paydown	11/15/2021	14315XAC2	\$ 1,933.03	CARMX 2020-1 A3	\$ 100.00	1.89%	\$ 1,933.03	\$ -	\$ 1,933.03	
Paydown	11/15/2021	14316LAC7	\$ 5,584.38	CARMX 2019-2 A3	\$ 100.00	2.68%	\$ 5,584.38	\$ -	\$ 5,584.38	
Paydown	11/15/2021	31680YAD9	\$ 3,638.82	FIFTH THIRD AUTO TRUST	\$ 100.00	2.64%	\$ 3,638.82	\$ -	\$ 3,638.82	
Paydown	11/15/2021	34531KAD4	\$ 11,457.96	FORDO 2019-C A3	\$ 100.00	1.87%	\$ 11,457.96	\$ -	\$ 11,457.96	
Paydown	11/15/2021	34533FAD3	\$ 15,198.31	FORDO 2019-A A3	\$ 100.00	2.78%	\$ 15,198.31	\$ -	\$ 15,198.31	
Paydown	11/15/2021	44891JAC2	\$ 10,684.13	HART 2019-B A3	\$ 100.00	1.94%	\$ 10,684.13	\$ -	\$ 10,684.13	
Paydown	11/15/2021	44932NAD2	\$ 6,327.57	HYUNDAI AUTO RECEIVABLES TRUST	\$ 100.00	2.66%	\$ 6,327.57	\$ -	\$ 6,327.57	
Paydown	11/15/2021	44933AAC1	\$ 11,461.27	HART 2018-B A3	\$ 100.00	3.20%	\$ 11,461.27	\$ -	\$ 11,461.27	
Paydown	11/15/2021	58769QAC5	\$ 20,151.05	MBALT 2019-B A3	\$ 100.00	2.00%	\$ 20,151.05	\$ -	\$ 20,151.05	
Paydown	11/15/2021	58772RAD6	\$ 7,084.33	MBART 2018-1 A3	\$ 100.00	3.03%	\$ 7,084.33	\$ -	\$ 7,084.33	
Paydown	11/15/2021	65479CAD0	\$ 8,109.32	NAROT 2020-B A3	\$ 100.00	0.55%	\$ 8,109.32	\$ -	\$ 8,109.32	
Paydown	11/15/2021	65479JAD5	\$ 12,787.68	NAROT 2019-C A3	\$ 100.00	1.93%	\$ 12,787.68	\$ -	\$ 12,787.68	
Paydown	11/15/2021	89231PAD0	\$ 8,801.96	TOYOTA AUTO RECEIVABLES OWNER	\$ 100.00	3.18%	\$ 8,801.96	\$ -	\$ 8,801.96	
Paydown	11/15/2021	89233MAD5	\$ 14,770.23	TAOT 2019-D A3	\$ 100.00	1.92%	\$ 14,770.23	\$ -	\$ 14,770.23	
Interest	11/16/2021	362554AC1	\$ 110,000.00	GMCAR 2021-4 A3		0.68%		\$ 51.94	\$ 51.94	
Interest	11/16/2021	36255JAD6	\$ 19,655.56	GMCAR 2018-3 A3		3.02%		\$ 49.47	\$ 49.47	
Interest	11/16/2021	36256XAD4	\$ 64,595.73	GMCAR 2019-1 A3		2.97%		\$ 159.87	\$ 159.87	
Interest	11/16/2021	36258NAC6	\$ 74,965.73	GMCAR 2020-1 A3		1.84%		\$ 114.95	\$ 114.95	
Interest	11/16/2021	362590AC5	\$ 150,000.00	GMCAR 2020-3 A3		0.45%		\$ 56.25	\$ 56.25	
Paydown	11/16/2021	36255JAD6	\$ 4,880.84	GMCAR 2018-3 A3	\$ 100.00	3.02%	\$ 4,880.84	\$ -	\$ 4,880.84	
Paydown	11/16/2021	36256XAD4	\$ 9,814.72	GMCAR 2019-1 A3	\$ 100.00	2.97%	\$ 9,814.72	\$ -	\$ 9,814.72	
Paydown	11/16/2021	36258NAC6	\$ 5,580.67	GMCAR 2020-1 A3	\$ 100.00	1.84%	\$ 5,580.67	\$ -	\$ 5,580.67	
Buy	11/17/2021	44935FAD6	\$ (100,000.00)	HART 2021-C A3	\$ 99.98	0.74%	\$ (99,977.68)	\$ -	\$ (99,977.68)	
Interest	11/17/2021	38141GXL3	\$ 175,000.00	GOLDMAN SACHS GROUP INC (CALLABLE) CORP		0.63%		\$ 548.63	\$ 548.63	
Sell	11/17/2021	254683CM5	\$ 225,000.00	DCENT 2019-A3 A	\$ 101.40	1.89%	\$ 228,146.48	\$ 23.63	\$ 228,170.11	\$ 3,174.85
Interest	11/18/2021	43813KAC6	\$ 150,000.00	HAROT 2020-3 A3		0.37%		\$ 46.25	\$ 46.25	
Interest	11/18/2021	43813VAC2	\$ 139,899.77	HAROT 2019-4 A3		1.83%		\$ 213.35	\$ 213.35	
Interest	11/18/2021	43814WAC9	\$ 40,152.42	HAROT 2019-1 A3		2.83%		\$ 94.69	\$ 94.69	
Paydown	11/18/2021	43813VAC2	\$ 10,845.34	HAROT 2019-4 A3	\$ 100.00	1.83%	\$ 10,845.34	\$ -	\$ 10,845.34	
Paydown	11/18/2021	43814WAC9	\$ 5,686.00	HAROT 2019-1 A3	\$ 100.00	2.83%	\$ 5,686.00	\$ -	\$ 5,686.00	
Interest	11/19/2021	06051GJC4	\$ 345,000.00	BANC OF AMERICA CORP (CALLABLE)		1.49%		\$ 2,563.35	\$ 2,563.35	
Interest	11/19/2021	61744YAH1	\$ 100,000.00	MORGAN STANLEY CORP NOTES		2.75%		\$ 1,375.00	\$ 1,375.00	
Interest	11/20/2021	025816CD9	\$ 100,000.00	AMERICAN EXPRESS CORP NOTES (CALLED, OMI		2.75%		\$ 1,375.00	\$ 1,375.00	
Interest	11/20/2021	362569AC9	\$ 75,000.00	GMALT 2020-3 A3		0.45%		\$ 28.13	\$ 28.13	
Interest	11/20/2021	36261RAC2	\$ 150,000.00	GMALT 2021-1 A3		0.26%		\$ 32.50	\$ 32.50	
Interest	11/20/2021	380144AC9	\$ 175,000.00	GMALT 2021-2 A3		0.34%		\$ 49.58	\$ 49.58	
Interest	11/20/2021	89238EAC0	\$ 120,000.00	TLOT 2021-A A3		0.39%		\$ 39.00	\$ 39.00	
Interest	11/20/2021	92290BAA9	\$ 175,000.00	VZOT 2020-B A		0.47%		\$ 68.54	\$ 68.54	
Interest	11/20/2021	92348AAA3	\$ 210,000.00	VZOT 2019-C A1A		1.94%		\$ 339.50	\$ 339.50	
Interest	11/20/2021	92348TAA2	\$ 100,000.00	VZOT 2020-A A1A		1.85%		\$ 154.17	\$ 154.17	
Interest	11/20/2021	92867XAD8	\$ 58,285.20	VWALT 2019-A A3		1.99%		\$ 96.66	\$ 96.66	
Interest	11/20/2021	92869BAD4	\$ 44,855.85	VALET 2018-2 A3		3.25%		\$ 121.48	\$ 121.48	
Paydown	11/20/2021	92348AAA3	\$ 23,828.88	VZOT 2019-C A1A	\$ 100.00	1.94%	\$ 23,828.88	\$ -	\$ 23,828.88	
Paydown	11/20/2021	92867XAD8	\$ 12,277.22	VWALT 2019-A A3	\$ 100.00	1.99%	\$ 12,277.22	\$ -	\$ 12,277.22	
Paydown	11/20/2021	92869BAD4	\$ 10,733.08	VALET 2018-2 A3	\$ 100.00	3.25%	\$ 10,733.08	\$ -	\$ 10,733.08	
Interest	11/22/2021	3135G04Q3	\$ 1,385,000.00	FANNIE MAE NOTES		0.25%		\$ 1,731.25	\$ 1,731.25	
Buy	11/23/2021	025816CG2	\$ (175,000.00)	AMERICAN EXPRESS CO CORP NOTES (CALLABLI	\$ 103.58	2.50%	\$ (181,265.00)	\$ (1,373.26)	\$ (182,638.26)	
Buy	11/23/2021	025816CG2	\$ (50,000.00)	AMERICAN EXPRESS CO CORP NOTES (CALLABLI	\$ 103.58	2.50%	\$ (51,790.00)	\$ (392.36)	\$ (52,182.36)	

City of Alameda (PFMAM) Transactions										
Tran. Type	Settle Date	CUSIP	Par Value	Security Description	Price	Coupon	Amount	Accrued Interest	Net Amount	Gain/(Loss) on Amount
Sell	11/23/2021	912828YK0	\$ 225,000.00	US TREASURY NOTES	\$ 101.09	1.38%	\$ 227,460.94	\$ 331.47	\$ 227,792.41	\$ 2,719.24
Buy	11/24/2021	43815GAC3	\$ (135,000.00)	HAROT 2021-4 A3	\$ 99.98	0.88%	\$ (134,971.54)	\$ -	\$ (134,971.54)	
Interest	11/24/2021	4581XODM7	\$ 325,000.00	INTER-AMERICAN DEVEL BK NOTES		0.50%		\$ 812.50	\$ 812.50	
Interest	11/24/2021	459058JM6	\$ 280,000.00	INTL BK RECON & DEVELOP NOTES		0.25%		\$ 350.00	\$ 350.00	
Interest	11/25/2021	05591RAC8	\$ 85,000.00	BMWLT 2021-1 A3		0.29%		\$ 20.54	\$ 20.54	
Interest	11/28/2021	04636NAC7	\$ 220,000.00	ASTRAZENECA FINANCE LLC (CALLABLE) CORP		0.70%		\$ 770.00	\$ 770.00	
Buy	11/30/2021	14041NFX2	\$ (325,000.00)	COMET 2021-A3 A3	\$ 99.99	1.04%	\$ (324,955.22)	\$ -	\$ (324,955.22)	
Interest	11/30/2021	912828YV6	\$ 450,000.00	US TREASURY NOTES		1.50%		\$ 3,375.00	\$ 3,375.00	
Sell	11/30/2021	912828YK0	\$ 60,000.00	US TREASURY NOTES	\$ 101.06	1.38%	\$ 60,637.50	\$ 104.26	\$ 60,741.76	\$ 704.90
Interest	12/1/2021	13067WQZ8	\$ 65,000.00	CA ST DEPT WTR RES WTR SYS TXBL REV BNDS		0.35%		\$ 113.43	\$ 113.43	
Interest	12/1/2021	13067WRA2	\$ 30,000.00	CA ST DEPT WTR RES WTR SYS TXBL REV BNDS		0.41%		\$ 62.10	\$ 62.10	
Interest	12/1/2021	46647PCH7	\$ 140,000.00	JPMORGAN CHASE & CO (CALLABLE) CORP NOTE		0.82%		\$ 576.80	\$ 576.80	
Interest	12/1/2021	MONEY0002	\$ -	MONEY MARKET FUND		0.00%		\$ 1.82	\$ 1.82	
Contribution	12/2/2021	CASH				0.00%	\$ 0.07		\$ 0.07	
Interest	12/2/2021	23341VZT1	\$ 450,000.00	DNB BANK ASA/NY LT CD		2.04%		\$ 4,666.50	\$ 4,666.50	
Interest	12/3/2021	023135BP0	\$ 250,000.00	AMAZON.COM INC CORPORATE NOTES		0.40%		\$ 500.00	\$ 500.00	
Interest	12/4/2021	3137EFA2	\$ 815,000.00	FREDDIE MAC NOTES		0.25%		\$ 1,018.75	\$ 1,018.75	
Buy	12/6/2021	06051GKE8	\$ (350,000.00)	BANK OF AMERICA CORP NOTES (CALLABLE)	\$ 100.00	1.53%	\$ (350,000.00)	\$ -	\$ (350,000.00)	
Sell	12/6/2021	912828YK0	\$ 350,000.00	US TREASURY NOTES	\$ 100.95	1.38%	\$ 353,335.94	\$ 687.50	\$ 354,023.44	\$ 3,721.72
Buy	12/7/2021	91282CDH1	\$ (550,000.00)	US TREASURY N/B NOTES	\$ 99.54	0.75%	\$ (547,443.36)	\$ (250.69)	\$ (547,694.05)	
Interest	12/7/2021	24422EVQ9	\$ 75,000.00	JOHN DEERE CAPITAL CORP CORPORATE NOTES		0.45%		\$ 165.94	\$ 165.94	
Sell	12/7/2021	912828YK0	\$ 50,000.00	US TREASURY NOTES	\$ 100.96	1.38%	\$ 50,478.52	\$ 100.10	\$ 50,578.62	\$ 533.45
Sell	12/7/2021	912828YK0	\$ 475,000.00	US TREASURY NOTES	\$ 100.96	1.38%	\$ 479,545.89	\$ 950.98	\$ 480,496.87	\$ 5,619.58
Interest	12/8/2021	69371RQ82	\$ 50,000.00	PACCAR FINANCIAL CORP CORPORATE NOTES		0.80%		\$ 200.00	\$ 200.00	
Interest	12/9/2021	3133834G3	\$ 150,000.00	FEDERAL HOME LOAN BANKS NOTES		2.13%		\$ 1,593.75	\$ 1,593.75	
Buy	12/13/2021	92868KAC7	\$ (170,000.00)	VALET 2021-1 A3	\$ 100.00	1.02%	\$ (169,993.34)	\$ -	\$ (169,993.34)	
Sell	12/13/2021	912828YK0	\$ 170,000.00	US TREASURY NOTES	\$ 100.92	1.38%	\$ 171,560.55	\$ 378.88	\$ 171,939.43	\$ 1,937.43
Interest	12/15/2021	02004WAC5	\$ 44,872.93	ALLYA 2019-1 A3		2.91%		\$ 108.82	\$ 108.82	
Interest	12/15/2021	02007TAC9	\$ 73,331.38	ALLYA 2019-4 A3		1.84%		\$ 112.44	\$ 112.44	
Interest	12/15/2021	14042WAC4	\$ 46,625.43	COPAR 2019-1 A3		2.51%		\$ 97.52	\$ 97.52	
Interest	12/15/2021	14044CAC6	\$ 135,000.00	COPAR 2021-1 A3		0.77%		\$ 86.63	\$ 86.63	
Interest	12/15/2021	14313FAD1	\$ 12,671.35	CARMAX AUTO OWNER TRUST		3.13%		\$ 33.05	\$ 33.05	
Interest	12/15/2021	14314QAC8	\$ 150,000.00	CARMX 2021-2 A3		0.52%		\$ 65.00	\$ 65.00	
Interest	12/15/2021	14315FAD9	\$ 100,000.00	CARMX 2020-3 A3		0.62%		\$ 51.67	\$ 51.67	
Interest	12/15/2021	14315XAC2	\$ 98,066.97	CARMX 2020-1 A3		1.89%		\$ 154.46	\$ 154.46	
Interest	12/15/2021	14316HAC6	\$ 110,000.00	CARMX 2020-4 A3		0.50%		\$ 45.83	\$ 45.83	
Interest	12/15/2021	14316LAC7	\$ 56,964.59	CARMX 2019-2 A3		2.68%		\$ 127.22	\$ 127.22	
Interest	12/15/2021	14316NAC3	\$ 75,000.00	CARMX 2021-1 A3		0.34%		\$ 21.25	\$ 21.25	
Interest	12/15/2021	14317DAC4	\$ 215,000.00	CARMX 2021-3 A3		0.55%		\$ 98.54	\$ 98.54	
Interest	12/15/2021	254683CP8	\$ 140,000.00	DCENT 2021-A1 A1		0.58%		\$ 67.67	\$ 67.67	
Interest	12/15/2021	31680YAD9	\$ 25,100.52	FIFTH THIRD AUTO TRUST		2.64%		\$ 55.22	\$ 55.22	
Interest	12/15/2021	34531KAD4	\$ 127,802.06	FORDO 2019-C A3		1.87%		\$ 199.16	\$ 199.16	
Interest	12/15/2021	34533FAD3	\$ 96,486.28	FORDO 2019-A A3		2.78%		\$ 223.53	\$ 223.53	
Interest	12/15/2021	44891JAC2	\$ 103,087.89	HART 2019-B A3		1.94%		\$ 166.66	\$ 166.66	
Interest	12/15/2021	44932NAD2	\$ 33,708.20	HYUNDAI AUTO RECEIVABLES TRUST		2.66%		\$ 74.72	\$ 74.72	
Interest	12/15/2021	44933AAC1	\$ 6,895.85	HART 2018-B A3		3.20%		\$ 18.39	\$ 18.39	
Interest	12/15/2021	44933LAC7	\$ 100,000.00	HART 2021-A A3		0.38%		\$ 31.67	\$ 31.67	
Interest	12/15/2021	44935FAD6	\$ 100,000.00	HART 2021-C A3		0.74%		\$ 57.56	\$ 57.56	
Interest	12/15/2021	50117TAC5	\$ 105,000.00	KCOT 2021-1A A3		0.62%		\$ 54.25	\$ 54.25	
Interest	12/15/2021	50117XAE2	\$ 170,000.00	KCOT 2021-2A A3		0.56%		\$ 79.33	\$ 79.33	
Interest	12/15/2021	58769EAC2	\$ 50,000.00	MBALT 2020-B A3		0.40%		\$ 16.67	\$ 16.67	
Interest	12/15/2021	58769QAC5	\$ 78,979.91	MBALT 2019-B A3		2.00%		\$ 131.63	\$ 131.63	
Interest	12/15/2021	58772RAD6	\$ 1,949.26	MBART 2018-1 A3		3.03%		\$ 4.92	\$ 4.92	

City of Alameda (PFMAM) Transactions

Tran. Type	Settle Date	CUSIP	Par Value	Security Description	Price	Coupon	Amount	Accrued Interest	Net Amount	Gain/(Loss) on Amount
Interest	12/15/2021	65479CAD0	\$ 141,890.68	NAROT 2020-B A3		0.55%		\$ 65.03	\$ 65.03	
Interest	12/15/2021	65479JAD5	\$ 156,088.23	NAROT 2019-C A3		1.93%		\$ 251.04	\$ 251.04	
Interest	12/15/2021	89231PAD0	\$ 36,145.81	TOYOTA AUTO RECEIVABLES OWNER		3.18%		\$ 95.79	\$ 95.79	
Interest	12/15/2021	89233MAD5	\$ 166,741.17	TAOT 2019-D A3		1.92%		\$ 266.79	\$ 266.79	
Interest	12/15/2021	89238JAC9	\$ 135,000.00	TAOT 2021-D A3		0.71%		\$ 79.88	\$ 79.88	
Interest	12/15/2021	912828ZU7	\$ 525,000.00	US TREASURY NOTES		0.25%		\$ 656.25	\$ 656.25	
Interest	12/15/2021	91282CBA8	\$ 225,000.00	US TREASURY NOTES		0.13%		\$ 140.63	\$ 140.63	
Interest	12/15/2021	91282CCG4	\$ 3,125,000.00	US TREASURY N/B NOTES		0.25%		\$ 3,906.25	\$ 3,906.25	
Interest	12/15/2021	98163KAC6	\$ 160,000.00	WOART 2021-D A3		0.81%		\$ 151.20	\$ 151.20	
Paydown	12/15/2021	02004WAC5	\$ 6,814.43	ALLYA 2019-1 A3	\$ 100.00	2.91%	\$ 6,814.43	\$ -	\$ 6,814.43	
Paydown	12/15/2021	02007TAC9	\$ 6,677.07	ALLYA 2019-4 A3	\$ 100.00	1.84%	\$ 6,677.07	\$ -	\$ 6,677.07	
Paydown	12/15/2021	14042WAC4	\$ 5,732.26	COPAR 2019-1 A3	\$ 100.00	2.51%	\$ 5,732.26	\$ -	\$ 5,732.26	
Paydown	12/15/2021	14313FAD1	\$ 3,656.81	CARMAX AUTO OWNER TRUST	\$ 100.00	3.13%	\$ 3,656.81	\$ -	\$ 3,656.81	
Paydown	12/15/2021	14315XAC2	\$ 6,054.76	CARMX 2020-1 A3	\$ 100.00	1.89%	\$ 6,054.76	\$ -	\$ 6,054.76	
Paydown	12/15/2021	14316LAC7	\$ 5,662.73	CARMX 2019-2 A3	\$ 100.00	2.68%	\$ 5,662.73	\$ -	\$ 5,662.73	
Paydown	12/15/2021	31680YAD9	\$ 3,415.98	FIFTH THIRD AUTO TRUST	\$ 100.00	2.64%	\$ 3,415.98	\$ -	\$ 3,415.98	
Paydown	12/15/2021	34531KAD4	\$ 11,242.58	FORDO 2019-C A3	\$ 100.00	1.87%	\$ 11,242.58	\$ -	\$ 11,242.58	
Paydown	12/15/2021	34533FAD3	\$ 15,408.70	FORDO 2019-A A3	\$ 100.00	2.78%	\$ 15,408.70	\$ -	\$ 15,408.70	
Paydown	12/15/2021	44891JAC2	\$ 10,031.68	HART 2019-B A3	\$ 100.00	1.94%	\$ 10,031.68	\$ -	\$ 10,031.68	
Paydown	12/15/2021	44932NAD2	\$ 5,751.11	HYUNDAI AUTO RECEIVABLES TRUST	\$ 100.00	2.66%	\$ 5,751.11	\$ -	\$ 5,751.11	
Paydown	12/15/2021	44933AAC1	\$ 6,895.85	HART 2018-B A3	\$ 100.00	3.20%	\$ 6,895.85	\$ -	\$ 6,895.85	
Paydown	12/15/2021	58769QAC5	\$ 23,716.63	MBALT 2019-B A3	\$ 100.00	2.00%	\$ 23,716.63	\$ -	\$ 23,716.63	
Paydown	12/15/2021	58772RAD6	\$ 1,949.26	MBART 2018-1 A3	\$ 100.00	3.03%	\$ 1,949.26	\$ -	\$ 1,949.26	
Paydown	12/15/2021	65479CAD0	\$ 10,217.48	NAROT 2020-B A3	\$ 100.00	0.55%	\$ 10,217.48	\$ -	\$ 10,217.48	
Paydown	12/15/2021	65479JAD5	\$ 12,842.62	NAROT 2019-C A3	\$ 100.00	1.93%	\$ 12,842.62	\$ -	\$ 12,842.62	
Paydown	12/15/2021	89231PAD0	\$ 8,649.75	TOYOTA AUTO RECEIVABLES OWNER	\$ 100.00	3.18%	\$ 8,649.75	\$ -	\$ 8,649.75	
Paydown	12/15/2021	89233MAD5	\$ 14,589.76	TAOT 2019-D A3	\$ 100.00	1.92%	\$ 14,589.76	\$ -	\$ 14,589.76	
Interest	12/16/2021	362554AC1	\$ 110,000.00	GMCAR 2021-4 A3		0.68%		\$ 62.33	\$ 62.33	
Interest	12/16/2021	36255JAD6	\$ 14,774.72	GMCAR 2018-3 A3		3.02%		\$ 37.18	\$ 37.18	
Interest	12/16/2021	36256XAD4	\$ 54,781.01	GMCAR 2019-1 A3		2.97%		\$ 135.58	\$ 135.58	
Interest	12/16/2021	36258NAC6	\$ 69,385.06	GMCAR 2020-1 A3		1.84%		\$ 106.39	\$ 106.39	
Interest	12/16/2021	362590AC5	\$ 150,000.00	GMCAR 2020-3 A3		0.45%		\$ 56.25	\$ 56.25	
Paydown	12/16/2021	36255JAD6	\$ 4,602.47	GMCAR 2018-3 A3	\$ 100.00	3.02%	\$ 4,602.47	\$ -	\$ 4,602.47	
Paydown	12/16/2021	36256XAD4	\$ 10,019.58	GMCAR 2019-1 A3	\$ 100.00	2.97%	\$ 10,019.58	\$ -	\$ 10,019.58	
Paydown	12/16/2021	36258NAC6	\$ 5,310.93	GMCAR 2020-1 A3	\$ 100.00	1.84%	\$ 5,310.93	\$ -	\$ 5,310.93	
Interest	12/18/2021	43813KAC6	\$ 150,000.00	HAROT 2020-3 A3		0.37%		\$ 46.25	\$ 46.25	
Interest	12/18/2021	43813VAC2	\$ 129,054.43	HAROT 2019-4 A3		1.83%		\$ 196.81	\$ 196.81	
Interest	12/18/2021	43814WAC9	\$ 34,466.42	HAROT 2019-1 A3		2.83%		\$ 81.28	\$ 81.28	
Paydown	12/18/2021	43813VAC2	\$ 10,538.64	HAROT 2019-4 A3	\$ 100.00	1.83%	\$ 10,538.64	\$ -	\$ 10,538.64	
Paydown	12/18/2021	43814WAC9	\$ 5,444.25	HAROT 2019-1 A3	\$ 100.00	2.83%	\$ 5,444.25	\$ -	\$ 5,444.25	
Interest	12/20/2021	362569AC9	\$ 75,000.00	GMALT 2020-3 A3		0.45%		\$ 28.13	\$ 28.13	
Interest	12/20/2021	36261RAC2	\$ 150,000.00	GMALT 2021-1 A3		0.26%		\$ 32.50	\$ 32.50	
Interest	12/20/2021	380144AC9	\$ 175,000.00	GMALT 2021-2 A3		0.34%		\$ 49.58	\$ 49.58	
Interest	12/20/2021	89238EAC0	\$ 120,000.00	TLOT 2021-A A3		0.39%		\$ 39.00	\$ 39.00	
Interest	12/20/2021	92290BAA9	\$ 175,000.00	VZOT 2020-B A		0.47%		\$ 68.54	\$ 68.54	
Interest	12/20/2021	92348AAA3	\$ 186,171.12	VZOT 2019-C A1A		1.94%		\$ 300.98	\$ 300.98	
Interest	12/20/2021	92348TAA2	\$ 100,000.00	VZOT 2020-A A1A		1.85%		\$ 154.17	\$ 154.17	
Interest	12/20/2021	92867XAD8	\$ 46,007.98	VWALT 2019-A A3		1.99%		\$ 76.30	\$ 76.30	
Interest	12/20/2021	92868KAC7	\$ 170,000.00	VALET 2021-1 A3		1.02%		\$ 33.72	\$ 33.72	
Interest	12/20/2021	92869BAD4	\$ 34,122.77	VALET 2018-2 A3		3.25%		\$ 92.42	\$ 92.42	
Paydown	12/20/2021	92348AAA3	\$ 21,659.36	VZOT 2019-C A1A	\$ 100.00	1.94%	\$ 21,659.36	\$ -	\$ 21,659.36	
Paydown	12/20/2021	92867XAD8	\$ 13,306.07	VWALT 2019-A A3	\$ 100.00	1.99%	\$ 13,306.07	\$ -	\$ 13,306.07	
Paydown	12/20/2021	92869BAD4	\$ 11,067.79	VALET 2018-2 A3	\$ 100.00	3.25%	\$ 11,067.79	\$ -	\$ 11,067.79	

City of Alameda (PFMAM) Transactions

Tran. Type	Settle Date	CUSIP	Par Value	Security Description	Price	Coupon	Amount	Accrued Interest	Net Amount	Gain/(Loss) on Amount
Interest	12/21/2021	43815GAC3	\$ 135,000.00	HAROT 2021-4 A3		0.88%		\$ 89.10	\$ 89.10	
Interest	12/25/2021	05591RAC8	\$ 85,000.00	BMWLT 2021-1 A3		0.29%		\$ 20.54	\$ 20.54	
Interest	12/26/2021	3137EAES4	\$ 850,000.00	FREDDIE MAC NOTES		0.25%		\$ 1,062.50	\$ 1,062.50	
Buy	12/27/2021	91282CDN8	\$ (250,000.00)	US TREASURY N/B NOTES	\$ 100.13	1.00%	\$ (250,322.27)	\$ (82.42)	\$ (250,404.69)	
Contribution	12/30/2021	CASH				0.00%	\$ 0.03		\$ 0.03	
Interest	12/31/2021	912828S35	\$ 300,000.00	US TREASURY NOTES		1.38%		\$ 2,062.50	\$ 2,062.50	
Interest	1/1/2022	13017HAJ5	\$ 95,000.00	CA ST EARTHQUAKE AUTH TXBL REV BONDS		1.33%		\$ 630.33	\$ 630.33	
Interest	1/1/2022	20772KJU4	\$ 50,000.00	CT ST TXBL GO BONDS		2.50%		\$ 625.00	\$ 625.00	
Interest	1/1/2022	341271AD6	\$ 110,000.00	FL ST BOARD OF ADMIN TXBL REV BONDS		1.26%		\$ 691.90	\$ 691.90	
Interest	1/1/2022	646140DN0	\$ 95,000.00	NJ TURNPIKE AUTHORITY TXBL REV BONDS		0.90%		\$ 426.08	\$ 426.08	
Interest	1/3/2022	MONEY0002	\$ -	MONEY MARKET FUND		0.00%		\$ 0.79	\$ 0.79	
Interest	1/5/2022	24422EVH9	\$ 100,000.00	JOHN DEERE CAPITAL CORP CORPORATE NOTES		0.70%		\$ 350.00	\$ 350.00	
Buy	1/6/2022	91282CDN8	\$ (450,000.00)	US TREASURY N/B NOTES	\$ 99.93	1.00%	\$ (449,666.02)	\$ (271.98)	\$ (449,938.00)	
Sell	1/6/2022	912828TY6	\$ 425,000.00	US TREASURY NOTES	\$ 101.08	1.63%	\$ 429,582.03	\$ 992.06	\$ 430,574.09	\$ 4,708.53
Sell	1/6/2022	912828YK0	\$ 30,000.00	US TREASURY NOTES	\$ 100.81	1.38%	\$ 30,243.75	\$ 94.06	\$ 30,337.81	\$ 305.04
Buy	1/10/2022	24422EVY2	\$ (55,000.00)	JOHN DEERE CAPITAL CORP CORPORATE NOTES	\$ 99.95	1.25%	\$ (54,974.15)	\$ -	\$ (54,974.15)	
Interest	1/10/2022	3135G05G4	\$ 885,000.00	FANNIE MAE NOTES		0.25%		\$ 1,106.25	\$ 1,106.25	
Sell	1/10/2022	037833DL1	\$ 100,000.00	APPLE INC CORPORATE NOTES	\$ 100.88	1.70%	\$ 100,876.00	\$ 561.94	\$ 101,437.94	\$ 879.78
Interest	1/11/2022	89236THU2	\$ 200,000.00	TOYOTA MOTOR CREDIT CORP CORPORATE NOTES		0.45%		\$ 450.00	\$ 450.00	
Buy	1/12/2022	21688AAS1	\$ (250,000.00)	COOPERATIVE RABOBANK UA CORPORATE NOTES	\$ 99.69	1.38%	\$ (249,235.00)	\$ -	\$ (249,235.00)	
Sell	1/12/2022	589331AT4	\$ 150,000.00	MERCK & CO INC CORP NOTES	\$ 100.84	2.40%	\$ 151,266.00	\$ 1,170.00	\$ 152,436.00	\$ 1,560.62
Sell	1/12/2022	912828TY6	\$ 50,000.00	US TREASURY NOTES	\$ 101.01	1.63%	\$ 50,505.86	\$ 130.18	\$ 50,636.04	\$ 520.46
Buy	1/13/2022	02665WEA5	\$ (175,000.00)	AMERICAN HONDA FINANCE CORPORATE NOTES	\$ 99.92	1.50%	\$ (174,861.75)	\$ -	\$ (174,861.75)	
Sell	1/13/2022	912828TY6	\$ 175,000.00	US TREASURY NOTES	\$ 100.99	1.63%	\$ 176,736.33	\$ 463.48	\$ 177,199.81	\$ 1,787.26
Interest	1/15/2022	02004WAC5	\$ 38,058.50	ALLYA 2019-1 A3		2.91%		\$ 92.29	\$ 92.29	
Interest	1/15/2022	02007TAC9	\$ 66,654.31	ALLYA 2019-4 A3		1.84%		\$ 102.20	\$ 102.20	
Interest	1/15/2022	14041NFY2	\$ 325,000.00	COMET 2021-A3 A3		1.04%		\$ 422.50	\$ 422.50	
Interest	1/15/2022	14042WAC4	\$ 40,893.17	COPAR 2019-1 A3		2.51%		\$ 85.53	\$ 85.53	
Interest	1/15/2022	14044CAC6	\$ 135,000.00	COPAR 2021-1 A3		0.77%		\$ 86.63	\$ 86.63	
Interest	1/15/2022	14313FAD1	\$ 9,014.54	CARMX AUTO OWNER TRUST		3.13%		\$ 23.51	\$ 23.51	
Interest	1/15/2022	14314QAC8	\$ 150,000.00	CARMX 2021-2 A3		0.52%		\$ 65.00	\$ 65.00	
Interest	1/15/2022	14315FAD9	\$ 100,000.00	CARMX 2020-3 A3		0.62%		\$ 51.67	\$ 51.67	
Interest	1/15/2022	14315XAC2	\$ 92,012.21	CARMX 2020-1 A3		1.89%		\$ 144.92	\$ 144.92	
Interest	1/15/2022	14316HAC6	\$ 110,000.00	CARMX 2020-4 A3		0.50%		\$ 45.83	\$ 45.83	
Interest	1/15/2022	14316LAC7	\$ 51,301.86	CARMX 2019-2 A3		2.68%		\$ 114.57	\$ 114.57	
Interest	1/15/2022	14316NAC3	\$ 75,000.00	CARMX 2021-1 A3		0.34%		\$ 21.25	\$ 21.25	
Interest	1/15/2022	14317DAC4	\$ 215,000.00	CARMX 2021-3 A3		0.55%		\$ 98.54	\$ 98.54	
Interest	1/15/2022	254683CP8	\$ 140,000.00	DCENT 2021-A1 A1		0.58%		\$ 67.67	\$ 67.67	
Interest	1/15/2022	31680YAD9	\$ 21,684.54	FIFTH THIRD AUTO TRUST		2.64%		\$ 47.71	\$ 47.71	
Interest	1/15/2022	34531KAD4	\$ 116,559.48	FORDO 2019-C A3		1.87%		\$ 181.64	\$ 181.64	
Interest	1/15/2022	34533FAD3	\$ 81,077.58	FORDO 2019-A A3		2.78%		\$ 187.83	\$ 187.83	
Interest	1/15/2022	44891JAC2	\$ 93,056.21	HART 2019-B A3		1.94%		\$ 150.44	\$ 150.44	
Interest	1/15/2022	44932NAD2	\$ 27,957.09	HYUNDAI AUTO RECEIVABLES TRUST		2.66%		\$ 61.97	\$ 61.97	
Interest	1/15/2022	44933LAC7	\$ 100,000.00	HART 2021-A A3		0.38%		\$ 31.67	\$ 31.67	
Interest	1/15/2022	44935FAD6	\$ 100,000.00	HART 2021-C A3		0.74%		\$ 61.67	\$ 61.67	
Interest	1/15/2022	50117TAC5	\$ 105,000.00	KCOT 2021-1A A3		0.62%		\$ 54.25	\$ 54.25	
Interest	1/15/2022	50117XAE2	\$ 170,000.00	KCOT 2021-2A A3		0.56%		\$ 79.33	\$ 79.33	
Interest	1/15/2022	58769EAC2	\$ 50,000.00	MBALT 2020-B A3		0.40%		\$ 16.67	\$ 16.67	
Interest	1/15/2022	58769QAC5	\$ 55,263.28	MBALT 2019-B A3		2.00%		\$ 92.11	\$ 92.11	
Interest	1/15/2022	65479CAD0	\$ 131,673.20	NAROT 2020-B A3		0.55%		\$ 60.35	\$ 60.35	
Interest	1/15/2022	65479JAD5	\$ 143,245.61	NAROT 2019-C A3		1.93%		\$ 230.39	\$ 230.39	
Interest	1/15/2022	89231PAD0	\$ 27,496.06	TOYOTA AUTO RECEIVABLES OWNER		3.18%		\$ 72.86	\$ 72.86	
Interest	1/15/2022	89233MAD5	\$ 152,151.41	TAOT 2019-D A3		1.92%		\$ 243.44	\$ 243.44	

City of Alameda (PFMAM) Transactions

Tran. Type	Settle Date	CUSIP	Par Value	Security Description	Price	Coupon	Amount	Accrued Interest	Net Amount	Gain/(Loss) on Amount
Interest	1/15/2022	89238JAC9	\$ 135,000.00	TAOT 2021-D A3		0.71%		\$ 79.88	\$ 79.88	
Interest	1/15/2022	912828Z29	\$ 685,000.00	US TREASURY NOTES		1.50%		\$ 5,137.50	\$ 5,137.50	
Interest	1/15/2022	91282CBE0	\$ 775,000.00	US TREASURY NOTES		0.13%		\$ 484.38	\$ 484.38	
Interest	1/15/2022	91282CCL3	\$ 1,500,000.00	US TREASURY N/B NOTES		0.38%		\$ 2,812.50	\$ 2,812.50	
Interest	1/15/2022	98163KAC6	\$ 160,000.00	WOART 2021-D A3		0.81%		\$ 108.00	\$ 108.00	
Paydown	1/15/2022	02004WAC5	\$ 6,660.24	ALLYA 2019-1 A3	\$ 100.00	2.91%	\$ 6,660.24	\$ -	\$ 6,660.24	
Paydown	1/15/2022	02007TAC9	\$ 6,523.08	ALLYA 2019-4 A3	\$ 100.00	1.84%	\$ 6,523.08	\$ -	\$ 6,523.08	
Paydown	1/15/2022	14042WAC4	\$ 5,635.93	COPAR 2019-1 A3	\$ 100.00	2.51%	\$ 5,635.93	\$ -	\$ 5,635.93	
Paydown	1/15/2022	14313FAD1	\$ 3,578.49	CARMX AUTO OWNER TRUST	\$ 100.00	3.13%	\$ 3,578.49	\$ -	\$ 3,578.49	
Paydown	1/15/2022	14315FAD9	\$ 1,622.49	CARMX 2019-C A3	\$ 100.00	0.62%	\$ 1,622.49	\$ -	\$ 1,622.49	
Paydown	1/15/2022	14315XAC2	\$ 6,221.74	CARMX 2020-1 A3	\$ 100.00	1.89%	\$ 6,221.74	\$ -	\$ 6,221.74	
Paydown	1/15/2022	14316LAC7	\$ 5,465.72	CARMX 2019-2 A3	\$ 100.00	2.68%	\$ 5,465.72	\$ -	\$ 5,465.72	
Paydown	1/15/2022	31680YAD9	\$ 3,449.28	FIFTH THIRD AUTO TRUST	\$ 100.00	2.64%	\$ 3,449.28	\$ -	\$ 3,449.28	
Paydown	1/15/2022	34531KAD4	\$ 11,133.59	FORDO 2019-C A3	\$ 100.00	1.87%	\$ 11,133.59	\$ -	\$ 11,133.59	
Paydown	1/15/2022	34533FAD3	\$ 14,426.12	FORDO 2019-A A3	\$ 100.00	2.78%	\$ 14,426.12	\$ -	\$ 14,426.12	
Paydown	1/15/2022	44891JAC2	\$ 10,975.64	HART 2019-B A3	\$ 100.00	1.94%	\$ 10,975.64	\$ -	\$ 10,975.64	
Paydown	1/15/2022	44932NAD2	\$ 5,923.85	HYUNDAI AUTO RECEIVABLES TRUST	\$ 100.00	2.66%	\$ 5,923.85	\$ -	\$ 5,923.85	
Paydown	1/15/2022	58769QAC5	\$ 22,204.85	MBALT 2019-B A3	\$ 100.00	2.00%	\$ 22,204.85	\$ -	\$ 22,204.85	
Paydown	1/15/2022	65479CAD0	\$ 10,278.65	NAROT 2020-B A3	\$ 100.00	0.55%	\$ 10,278.65	\$ -	\$ 10,278.65	
Paydown	1/15/2022	65479JAD5	\$ 12,798.32	NAROT 2019-C A3	\$ 100.00	1.93%	\$ 12,798.32	\$ -	\$ 12,798.32	
Paydown	1/15/2022	89231PAD0	\$ 8,421.68	TOYOTA AUTO RECEIVABLES OWNER	\$ 100.00	3.18%	\$ 8,421.68	\$ -	\$ 8,421.68	
Paydown	1/15/2022	89233MAD5	\$ 14,141.55	TAOT 2019-D A3	\$ 100.00	1.92%	\$ 14,141.55	\$ -	\$ 14,141.55	
Interest	1/16/2022	362554AC1	\$ 110,000.00	GMCAR 2021-4 A3		0.68%		\$ 62.33	\$ 62.33	
Interest	1/16/2022	36255JAD6	\$ 10,172.25	GMCAR 2018-3 A3		3.02%		\$ 25.60	\$ 25.60	
Interest	1/16/2022	36256XAD4	\$ 44,761.43	GMCAR 2019-1 A3		2.97%		\$ 110.78	\$ 110.78	
Interest	1/16/2022	36258NAC6	\$ 64,074.13	GMCAR 2020-1 A3		1.84%		\$ 98.25	\$ 98.25	
Interest	1/16/2022	362590AC5	\$ 150,000.00	GMCAR 2020-3 A3		0.45%		\$ 56.25	\$ 56.25	
Paydown	1/16/2022	36255JAD6	\$ 4,592.53	GMCAR 2018-3 A3	\$ 100.00	3.02%	\$ 4,592.53	\$ -	\$ 4,592.53	
Paydown	1/16/2022	36256XAD4	\$ 9,556.60	GMCAR 2019-1 A3	\$ 100.00	2.97%	\$ 9,556.60	\$ -	\$ 9,556.60	
Paydown	1/16/2022	36258NAC6	\$ 5,086.63	GMCAR 2020-1 A3	\$ 100.00	1.84%	\$ 5,086.63	\$ -	\$ 5,086.63	
Interest	1/17/2022	24422EVN6	\$ 80,000.00	JOHN DEERE CAPITAL CORP CORPORATE NOTES		0.45%		\$ 180.00	\$ 180.00	
Interest	1/18/2022	43813KAC6	\$ 150,000.00	HAROT 2020-3 A3		0.37%		\$ 46.25	\$ 46.25	
Interest	1/18/2022	43813VAC2	\$ 118,515.79	HAROT 2019-4 A3		1.83%		\$ 180.74	\$ 180.74	
Interest	1/18/2022	43814WAC9	\$ 29,022.17	HAROT 2019-1 A3		2.83%		\$ 68.44	\$ 68.44	
Paydown	1/18/2022	43813VAC2	\$ 10,423.11	HAROT 2019-4 A3	\$ 100.00	1.83%	\$ 10,423.11	\$ -	\$ 10,423.11	
Paydown	1/18/2022	43814WAC9	\$ 5,396.55	HAROT 2019-1 A3	\$ 100.00	2.83%	\$ 5,396.55	\$ -	\$ 5,396.55	
Buy	1/19/2022	380146AC4	\$ (100,000.00)	GMCAR 2022-1 A3	\$ 99.99	1.26%	\$ (99,991.31)	\$ -	\$ (99,991.31)	
Interest	1/20/2022	362569AC9	\$ 75,000.00	GMALT 2020-3 A3		0.45%		\$ 28.13	\$ 28.13	
Interest	1/20/2022	36261RAC2	\$ 150,000.00	GMALT 2021-1 A3		0.26%		\$ 32.50	\$ 32.50	
Interest	1/20/2022	380144AC9	\$ 175,000.00	GMALT 2021-2 A3		0.34%		\$ 49.58	\$ 49.58	
Interest	1/20/2022	89238EAC0	\$ 120,000.00	TLOT 2021-A A3		0.39%		\$ 39.00	\$ 39.00	
Interest	1/20/2022	92290BAA9	\$ 175,000.00	VZOT 2020-B A		0.47%		\$ 68.54	\$ 68.54	
Interest	1/20/2022	92348AAA3	\$ 164,511.76	VZOT 2019-C A1A		1.94%		\$ 265.96	\$ 265.96	
Interest	1/20/2022	92348TAA2	\$ 100,000.00	VZOT 2020-A A1A		1.85%		\$ 154.17	\$ 154.17	
Interest	1/20/2022	92867XAD8	\$ 32,701.91	VWALT 2019-A A3		1.99%		\$ 54.23	\$ 54.23	
Interest	1/20/2022	92868KAC7	\$ 170,000.00	VALET 2021-1 A3		1.02%		\$ 144.50	\$ 144.50	
Interest	1/20/2022	92869BAD4	\$ 23,054.98	VALET 2018-2 A3		3.25%		\$ 62.44	\$ 62.44	
Paydown	1/20/2022	92348AAA3	\$ 20,487.55	VZOT 2019-C A1A	\$ 100.00	1.94%	\$ 20,487.55	\$ -	\$ 20,487.55	
Paydown	1/20/2022	92867XAD8	\$ 12,475.24	VWALT 2019-A A3	\$ 100.00	1.99%	\$ 12,475.24	\$ -	\$ 12,475.24	
Paydown	1/20/2022	92869BAD4	\$ 10,565.63	VALET 2018-2 A3	\$ 100.00	3.25%	\$ 10,565.63	\$ -	\$ 10,565.63	
Interest	1/21/2022	43815GAC3	\$ 135,000.00	HAROT 2021-4 A3		0.88%		\$ 99.00	\$ 99.00	
Buy	1/24/2022	345286AC2	\$ (75,000.00)	FORDO 2022-A A3	\$ 99.99	1.29%	\$ (74,991.09)	\$ -	\$ (74,991.09)	
Buy	1/24/2022	38141GZH0	\$ (175,000.00)	GOLDMAN SACHS GROUP INC (CALLABLE) CORP	\$ 100.00	1.76%	\$ (175,000.00)	\$ -	\$ (175,000.00)	

City of Alameda (PFMAM) Transactions

Tran. Type	Settle Date	CUSIP	Par Value	Security Description	Price	Coupon	Amount	Accrued Interest	Net Amount	Gain/(Loss) on Amount
Sell	1/24/2022	06406RAM9	\$ 145,000.00	BANK OF NY MELLON CORP NOTES (CALLABLE)	\$ 101.15	1.85%	\$ 146,660.25	\$ 1,318.90	\$ 147,979.15	\$ 1,694.36
Sell	1/24/2022	912828TY6	\$ 75,000.00	US TREASURY NOTES	\$ 100.89	1.63%	\$ 75,670.90	\$ 235.67	\$ 75,906.57	\$ 691.94
Buy	1/25/2022	17327CAN3	\$ (45,000.00)	CITIGROUP INC CORP NOTES (CALLABLE)	\$ 100.00	2.01%	\$ (45,000.00)	\$ -	\$ (45,000.00)	
Interest	1/25/2022	05591RAC8	\$ 85,000.00	BMWLT 2021-1 A3		0.29%		\$ 20.54	\$ 20.54	
Interest	1/25/2022	6174468W2	\$ 265,000.00	MORGAN STANLEY CORP NOTES (CALLABLE)		0.53%		\$ 700.93	\$ 700.93	
Maturity	1/27/2022	38141GXP4	\$ 150,000.00	GOLDMAN SACHS GROUP INC NOTES (CALLED, OI	\$ 100.00	0.48%	\$ 150,000.00	\$ 360.75	\$ 150,360.75	
Interest	1/30/2022	025816CG2	\$ 225,000.00	AMERICAN EXPRESS CO CORP NOTES (CALLABL		2.50%		\$ 2,812.50	\$ 2,812.50	
Interest	1/31/2022	912828P38	\$ 705,000.00	US TREASURY NOTES		1.75%		\$ 6,168.75	\$ 6,168.75	
Interest	2/1/2022	00724PAA7	\$ 50,000.00	ADOBE INC CORP NOTE		1.70%		\$ 425.00	\$ 425.00	
Interest	2/1/2022	54438CYH9	\$ 85,000.00	LOS ANGELES CCD, CA TXBL GO BONDS		0.44%		\$ 188.70	\$ 188.70	
Interest	2/1/2022	574193TP3	\$ 240,000.00	MD ST TXBL GO BONDS		0.41%		\$ 492.00	\$ 492.00	
Interest	2/1/2022	798306WM4	\$ 155,000.00	SAN JUAN USD, CA TXBL GO BONDS		0.50%		\$ 386.73	\$ 386.73	
Interest	2/1/2022	MONEY0002	\$ -	MONEY MARKET FUND		0.00%		\$ 0.84	\$ 0.84	
Buy	2/7/2022	63743HFC1	\$ (65,000.00)	NATIONAL RURAL UTIL COOP CORPORATE NOTE:	\$ 100.00	1.88%	\$ (64,998.05)	\$ -	\$ (64,998.05)	
Buy	2/7/2022	857477BM4	\$ (50,000.00)	STATE STREET CORP NOTES (CALLABLE)	\$ 103.05	2.90%	\$ (51,524.50)	\$ (511.70)	\$ (52,036.20)	
Buy	2/7/2022	857477BR3	\$ (90,000.00)	STATE STREET CORP (CALLABLE) CORPORATE N	\$ 100.00	1.75%	\$ (90,000.00)	\$ -	\$ (90,000.00)	
Interest	2/8/2022	63743HEU2	\$ 90,000.00	NATIONAL RURAL UTIL COOP CORPORATE NOTE:		0.35%		\$ 157.50	\$ 157.50	
Interest	2/9/2022	02665WDY4	\$ 150,000.00	AMERICAN HONDA FINANCE CORPORATE NOTES		0.75%		\$ 468.75	\$ 468.75	
Interest	2/9/2022	69371RR40	\$ 120,000.00	PACCAR FINANCIAL CORP CORPORATE NOTES		0.50%		\$ 300.00	\$ 300.00	
Sell	2/9/2022	20772KJU4	\$ 50,000.00	CT ST TXBL GO BONDS	\$ 100.73	2.50%	\$ 50,366.50	\$ 131.94	\$ 50,498.44	\$ 207.27
Interest	2/11/2022	69371RQ90	\$ 30,000.00	PACCAR FINANCIAL CORP CORPORATE NOTES		0.35%		\$ 52.50	\$ 52.50	
Interest	2/12/2022	05565EBU8	\$ 95,000.00	BMW US CAPITAL LLC CORPORATE NOTES		0.75%		\$ 356.25	\$ 356.25	
Interest	2/12/2022	459200HU8	\$ 175,000.00	IBM CORP NOTES		3.63%		\$ 3,171.88	\$ 3,171.88	
Interest	2/14/2022	88579YBL4	\$ 225,000.00	3M COMPANY		1.75%		\$ 1,968.75	\$ 1,968.75	
Buy	2/15/2022	91282CDZ1	\$ (750,000.00)	US TREASURY N/B NOTES	\$ 99.06	1.50%	\$ (742,968.75)	\$ -	\$ (742,968.75)	
Interest	2/15/2022	02004WAC5	\$ 31,398.26	ALLYA 2019-1 A3		2.91%		\$ 76.14	\$ 76.14	
Interest	2/15/2022	02007TAC9	\$ 60,131.23	ALLYA 2019-4 A3		1.84%		\$ 92.20	\$ 92.20	
Interest	2/15/2022	14041NFY2	\$ 325,000.00	COMET 2021-A3 A3		1.04%		\$ 281.67	\$ 281.67	
Interest	2/15/2022	14042WAC4	\$ 35,257.24	COPAR 2019-1 A3		2.51%		\$ 73.75	\$ 73.75	
Interest	2/15/2022	14044CAC6	\$ 135,000.00	COPAR 2021-1 A3		0.77%		\$ 86.63	\$ 86.63	
Interest	2/15/2022	14313FAD1	\$ 5,436.05	CARMAX AUTO OWNER TRUST		3.13%		\$ 14.18	\$ 14.18	
Interest	2/15/2022	14314QAC8	\$ 150,000.00	CARMX 2021-2 A3		0.52%		\$ 65.00	\$ 65.00	
Interest	2/15/2022	14315FAD9	\$ 98,377.51	CARMX 2020-3 A3		0.62%		\$ 50.83	\$ 50.83	
Interest	2/15/2022	14315XAC2	\$ 85,790.47	CARMX 2020-1 A3		1.89%		\$ 135.12	\$ 135.12	
Interest	2/15/2022	14316HAC6	\$ 110,000.00	CARMX 2020-4 A3		0.50%		\$ 45.83	\$ 45.83	
Interest	2/15/2022	14316LAC7	\$ 45,836.14	CARMX 2019-2 A3		2.68%		\$ 102.37	\$ 102.37	
Interest	2/15/2022	14316NAC3	\$ 75,000.00	CARMX 2021-1 A3		0.34%		\$ 21.25	\$ 21.25	
Interest	2/15/2022	14317DAC4	\$ 215,000.00	CARMX 2021-3 A3		0.55%		\$ 98.54	\$ 98.54	
Interest	2/15/2022	254683CP8	\$ 140,000.00	DCENT 2021-A1 A1		0.58%		\$ 67.67	\$ 67.67	
Interest	2/15/2022	31680YAD9	\$ 18,235.26	FIFTH THIRD AUTO TRUST		2.64%		\$ 40.12	\$ 40.12	
Interest	2/15/2022	345286AC2	\$ 75,000.00	FORDO 2022-A A3		1.29%		\$ 56.44	\$ 56.44	
Interest	2/15/2022	34531KAD4	\$ 105,425.89	FORDO 2019-C A3		1.87%		\$ 164.29	\$ 164.29	
Interest	2/15/2022	34533FAD3	\$ 66,651.46	FORDO 2019-A A3		2.78%		\$ 154.41	\$ 154.41	
Interest	2/15/2022	44891JAC2	\$ 82,080.57	HART 2019-B A3		1.94%		\$ 132.70	\$ 132.70	
Interest	2/15/2022	44932NAD2	\$ 22,033.24	HYUNDAI AUTO RECEIVABLES TRUST		2.66%		\$ 48.84	\$ 48.84	
Interest	2/15/2022	44933LAC7	\$ 100,000.00	HART 2021-A A3		0.38%		\$ 31.67	\$ 31.67	
Interest	2/15/2022	44935FAD6	\$ 100,000.00	HART 2021-C A3		0.74%		\$ 61.67	\$ 61.67	
Interest	2/15/2022	50117TAC5	\$ 105,000.00	KCOT 2021-1A A3		0.62%		\$ 54.25	\$ 54.25	
Interest	2/15/2022	50117XAE2	\$ 170,000.00	KCOT 2021-2A A3		0.56%		\$ 79.33	\$ 79.33	
Interest	2/15/2022	58769EAC2	\$ 50,000.00	MBALT 2020-B A3		0.40%		\$ 16.67	\$ 16.67	
Interest	2/15/2022	58769QAC5	\$ 33,058.43	MBALT 2019-B A3		2.00%		\$ 55.10	\$ 55.10	
Interest	2/15/2022	65479CAD0	\$ 121,394.55	NAROT 2020-B A3		0.55%		\$ 55.64	\$ 55.64	
Interest	2/15/2022	65479JAD5	\$ 130,447.29	NAROT 2019-C A3		1.93%		\$ 209.80	\$ 209.80	

City of Alameda (PFMAM) Transactions

Tran. Type	Settle Date	CUSIP	Par Value	Security Description	Price	Coupon	Amount	Accrued Interest	Net Amount	Gain/(Loss) on Amount
Interest	2/15/2022	89231PAD0	\$ 19,074.38	TOYOTA AUTO RECEIVABLES OWNER		3.18%		\$ 50.55	\$ 50.55	
Interest	2/15/2022	89233MAD5	\$ 138,009.86	TAOT 2019-D A3		1.92%		\$ 220.82	\$ 220.82	
Interest	2/15/2022	89238JAC9	\$ 135,000.00	TAOT 2021-D A3		0.71%		\$ 79.88	\$ 79.88	
Interest	2/15/2022	912828Z86	\$ 215,000.00	US TREASURY NOTES		1.38%		\$ 1,478.13	\$ 1,478.13	
Interest	2/15/2022	91282CBM2	\$ 1,275,000.00	US TREASURY NOTES		0.13%		\$ 796.88	\$ 796.88	
Interest	2/15/2022	91282CCT6	\$ 1,250,000.00	US TREASURY N/B NOTES		0.38%		\$ 2,343.75	\$ 2,343.75	
Interest	2/15/2022	98163KAC6	\$ 160,000.00	WOART 2021-D A3		0.81%		\$ 108.00	\$ 108.00	
Paydown	2/15/2022	02004WAC5	\$ 6,106.16	ALLYA 2019-1 A3	\$ 100.00	2.91%	\$ 6,106.16	\$ -	\$ 6,106.16	
Paydown	2/15/2022	02007TAC9	\$ 5,777.57	ALLYA 2019-4 A3	\$ 100.00	1.84%	\$ 5,777.57	\$ -	\$ 5,777.57	
Paydown	2/15/2022	14042WAC4	\$ 5,311.31	COPAR 2019-1 A3	\$ 100.00	2.51%	\$ 5,311.31	\$ -	\$ 5,311.31	
Paydown	2/15/2022	14313FAD1	\$ 3,364.18	CARMX AUTO OWNER TRUST	\$ 100.00	3.13%	\$ 3,364.18	\$ -	\$ 3,364.18	
Paydown	2/15/2022	14315FAD9	\$ 6,467.34	CARMX 2020-3 A3	\$ 100.00	0.62%	\$ 6,467.34	\$ -	\$ 6,467.34	
Paydown	2/15/2022	14315XAC2	\$ 5,542.02	CARMX 2020-1 A3	\$ 100.00	1.89%	\$ 5,542.02	\$ -	\$ 5,542.02	
Paydown	2/15/2022	14316LAC7	\$ 5,019.46	CARMX 2019-2 A3	\$ 100.00	2.68%	\$ 5,019.46	\$ -	\$ 5,019.46	
Paydown	2/15/2022	31680YAD9	\$ 3,116.87	FIFTH THIRD AUTO TRUST	\$ 100.00	2.64%	\$ 3,116.87	\$ -	\$ 3,116.87	
Paydown	2/15/2022	34531KAD4	\$ 10,129.49	FORDO 2019-C A3	\$ 100.00	1.87%	\$ 10,129.49	\$ -	\$ 10,129.49	
Paydown	2/15/2022	34533FAD3	\$ 13,293.03	FORDO 2019-A A3	\$ 100.00	2.78%	\$ 13,293.03	\$ -	\$ 13,293.03	
Paydown	2/15/2022	44891JAC2	\$ 9,788.64	HART 2019-B A3	\$ 100.00	1.94%	\$ 9,788.64	\$ -	\$ 9,788.64	
Paydown	2/15/2022	44932NAD2	\$ 5,523.21	HYUNDAI AUTO RECEIVABLES TRUST	\$ 100.00	2.66%	\$ 5,523.21	\$ -	\$ 5,523.21	
Paydown	2/15/2022	58769QAC5	\$ 21,281.59	MBALT 2019-B A3	\$ 100.00	2.00%	\$ 21,281.59	\$ -	\$ 21,281.59	
Paydown	2/15/2022	65479CAD0	\$ 9,892.82	NAROT 2020-B A3	\$ 100.00	0.55%	\$ 9,892.82	\$ -	\$ 9,892.82	
Paydown	2/15/2022	65479JAD5	\$ 12,152.72	NAROT 2019-C A3	\$ 100.00	1.93%	\$ 12,152.72	\$ -	\$ 12,152.72	
Paydown	2/15/2022	89231PAD0	\$ 7,998.53	TOYOTA AUTO RECEIVABLES OWNER	\$ 100.00	3.18%	\$ 7,998.53	\$ -	\$ 7,998.53	
Paydown	2/15/2022	89233MAD5	\$ 13,195.76	TAOT 2019-D A3	\$ 100.00	1.92%	\$ 13,195.76	\$ -	\$ 13,195.76	
Sell	2/15/2022	912828Z29	\$ 285,000.00	US TREASURY NOTES	\$ 100.34	1.50%	\$ 285,957.42	\$ 366.09	\$ 286,323.51	\$ 807.99
Sell	2/15/2022	912828Z29	\$ 355,000.00	US TREASURY NOTES	\$ 100.34	1.50%	\$ 356,192.58	\$ 456.01	\$ 356,648.59	\$ (1,730.78)
Interest	2/16/2022	362554AC1	\$ 110,000.00	GMCAR 2021-4 A3		0.68%		\$ 62.33	\$ 62.33	
Interest	2/16/2022	36255JAD6	\$ 5,579.72	GMCAR 2018-3 A3		3.02%		\$ 14.04	\$ 14.04	
Interest	2/16/2022	36256XAD4	\$ 35,204.83	GMCAR 2019-1 A3		2.97%		\$ 87.13	\$ 87.13	
Interest	2/16/2022	36258NAC6	\$ 58,987.50	GMCAR 2020-1 A3		1.84%		\$ 90.45	\$ 90.45	
Interest	2/16/2022	362590AC5	\$ 150,000.00	GMCAR 2020-3 A3		0.45%		\$ 56.25	\$ 56.25	
Interest	2/16/2022	380146AC4	\$ 100,000.00	GMCAR 2022-1 A3		1.26%		\$ 94.50	\$ 94.50	
Interest	2/16/2022	46647PB1	\$ 90,000.00	PMORGAN CHASE & CO CORP NOTES (CALLABLE)		0.56%		\$ 253.35	\$ 253.35	
Paydown	2/16/2022	36255JAD6	\$ 4,322.77	GMCAR 2018-3 A3	\$ 100.00	3.02%	\$ 4,322.77	\$ -	\$ 4,322.77	
Paydown	2/16/2022	36256XAD4	\$ 9,056.80	GMCAR 2019-1 A3	\$ 100.00	2.97%	\$ 9,056.80	\$ -	\$ 9,056.80	
Paydown	2/16/2022	36258NAC6	\$ 4,690.48	GMCAR 2020-1 A3	\$ 100.00	1.84%	\$ 4,690.48	\$ -	\$ 4,690.48	
Paydown	2/16/2022	362590AC5	\$ 4,809.23	GMCAR 2020-3 A3	\$ 100.00	0.45%	\$ 4,809.23	\$ -	\$ 4,809.23	
Buy	2/18/2022	61747YEM3	\$ (265,000.00)	MORGAN STANLEY CORP NOTES (CALLABLE)	\$ 100.00	2.63%	\$ (265,000.00)	\$ -	\$ (265,000.00)	
Interest	2/18/2022	43813KAC6	\$ 150,000.00	HAROT 2020-3 A3		0.37%		\$ 46.25	\$ 46.25	
Interest	2/18/2022	43813VAC2	\$ 108,092.68	HAROT 2019-4 A3		1.83%		\$ 164.84	\$ 164.84	
Interest	2/18/2022	43814WAC9	\$ 23,625.62	HAROT 2019-1 A3		2.83%		\$ 55.72	\$ 55.72	
Paydown	2/18/2022	43813VAC2	\$ 9,688.74	HAROT 2019-4 A3	\$ 100.00	1.83%	\$ 9,688.74	\$ -	\$ 9,688.74	
Paydown	2/18/2022	43814WAC9	\$ 5,099.79	HAROT 2019-1 A3	\$ 100.00	2.83%	\$ 5,099.79	\$ -	\$ 5,099.79	
Sell	2/18/2022	6174468W2	\$ 265,000.00	MORGAN STANLEY CORP NOTES (CALLABLE)	\$ 98.82	0.53%	\$ 261,878.30	\$ 89.56	\$ 261,967.86	\$ (3,121.70)
Interest	2/20/2022	362569AC9	\$ 75,000.00	GMALT 2020-3 A3		0.45%		\$ 28.13	\$ 28.13	
Interest	2/20/2022	36261RAC2	\$ 150,000.00	GMALT 2021-1 A3		0.26%		\$ 32.50	\$ 32.50	
Interest	2/20/2022	380144AC9	\$ 175,000.00	GMALT 2021-2 A3		0.34%		\$ 49.58	\$ 49.58	
Interest	2/20/2022	89238EAC0	\$ 120,000.00	TLOT 2021-A A3		0.39%		\$ 39.00	\$ 39.00	
Interest	2/20/2022	92290BAA9	\$ 175,000.00	VZOT 2020-B A		0.47%		\$ 68.54	\$ 68.54	
Interest	2/20/2022	92348AAA3	\$ 144,024.21	VZOT 2019-C A1A		1.94%		\$ 232.84	\$ 232.84	
Interest	2/20/2022	92348TAA2	\$ 100,000.00	VZOT 2020-A A1A		1.85%		\$ 154.17	\$ 154.17	
Interest	2/20/2022	92867XAD8	\$ 20,226.67	VWALT 2019-A A3		1.99%		\$ 33.54	\$ 33.54	
Interest	2/20/2022	92868KAC7	\$ 170,000.00	VALET 2021-1 A3		1.02%		\$ 144.50	\$ 144.50	

City of Alameda (PFMAM) Transactions

Tran. Type	Settle Date	CUSIP	Par Value	Security Description	Price	Coupon	Amount	Accrued Interest	Net Amount	Gain/(Loss) on Amount
Interest	2/20/2022	92869BAD4	\$ 12,489.35	VALET 2018-2 A3		3.25%		\$ 33.83	\$ 33.83	
Paydown	2/20/2022	362569AC9	\$ 7,013.74	GMALT 2020-3 A3	\$ 100.00	0.45%	\$ 7,013.74	\$ -	\$ 7,013.74	
Paydown	2/20/2022	92348AAA3	\$ 16,155.53	VZOT 2019-C A1A	\$ 100.00	1.94%	\$ 16,155.53	\$ -	\$ 16,155.53	
Paydown	2/20/2022	92348TAA2	\$ 10,411.03	VZOT 2020-A A1A	\$ 100.00	1.85%	\$ 10,411.03	\$ -	\$ 10,411.03	
Paydown	2/20/2022	92867XAD8	\$ 11,416.89	VWALT 2019-A A3	\$ 100.00	1.99%	\$ 11,416.89	\$ -	\$ 11,416.89	
Paydown	2/20/2022	92869BAD4	\$ 9,846.02	VALET 2018-2 A3	\$ 100.00	3.25%	\$ 9,846.02	\$ -	\$ 9,846.02	
Interest	2/21/2022	43815GAC3	\$ 135,000.00	HAROT 2021-4 A3		0.88%		\$ 99.00	\$ 99.00	
Buy	2/22/2022	857477BM4	\$ (150,000.00)	STATE STREET CORP NOTES (CALLABLE)	\$ 102.01	2.90%	\$ (153,019.50)	\$ (1,716.43)	\$ (154,735.93)	
Sell	2/22/2022	91282CBM2	\$ 160,000.00	US TREASURY NOTES	\$ 97.30	0.13%	\$ 155,681.25	\$ 3.87	\$ 155,685.12	\$ (3,973.08)
Buy	2/23/2022	43815BAC4	\$ (195,000.00)	HAROT 2022-1 A3	\$ 99.98	1.88%	\$ (194,970.67)	\$ -	\$ (194,970.67)	
Sell	2/23/2022	91282Z29	\$ 25,000.00	US TREASURY NOTES	\$ 100.37	1.50%	\$ 25,092.77	\$ 40.40	\$ 25,133.17	\$ (108.17)
Interest	2/24/2022	3137EAEV7	\$ 830,000.00	FREDDIE MAC NOTES		0.25%		\$ 1,037.50	\$ 1,037.50	
Interest	2/25/2022	05591RAC8	\$ 85,000.00	BMWLT 2021-1 A3		0.29%		\$ 20.54	\$ 20.54	
Interest	3/1/2022	MONEY0002	\$ -	MONEY MARKET FUND		0.00%		\$ 1.19	\$ 1.19	
Buy	3/4/2022	025816CQ0	\$ (40,000.00)	AMERICAN EXPRESS CO CORP NOTES (CALLABLE)	\$ 99.90	2.25%	\$ (39,959.60)	\$ -	\$ (39,959.60)	
Interest	3/8/2022	3137EAEW5	\$ 2,390,000.00	FREDDIE MAC NOTES		0.25%		\$ 2,987.50	\$ 2,987.50	
Buy	3/10/2022	771196BT8	\$ (590,000.00)	ROCHE HOLDINGS INC (CALLABLE) CORPORATE	\$ 100.00	2.13%	\$ (590,000.00)	\$ -	\$ (590,000.00)	
Sell	3/10/2022	912828P38	\$ 130,000.00	US TREASURY NOTES	\$ 100.61	1.75%	\$ 130,797.27	\$ 238.81	\$ 131,036.08	\$ 698.90
Sell	3/10/2022	912828P38	\$ 520,000.00	US TREASURY NOTES	\$ 100.61	1.75%	\$ 523,189.06	\$ 955.25	\$ 524,144.31	\$ 2,566.91
Sell	3/10/2022	912828Z29	\$ 20,000.00	US TREASURY NOTES	\$ 100.41	1.50%	\$ 20,081.25	\$ 44.75	\$ 20,126.00	\$ (72.10)
Interest	3/13/2022	14913R2P1	\$ 220,000.00	CATERPILLAR FINL SERVICE CORPORATE NOTES		0.60%		\$ 656.33	\$ 656.33	
Interest	3/14/2022	14913R2F3	\$ 100,000.00	CATERPILLAR FINL SERVICE CORPORATE NOTES		0.45%		\$ 225.00	\$ 225.00	
Interest	3/14/2022	641062AU8	\$ 330,000.00	NESTLE HOLDINGS INC CORP NOTES (CALLABLE)		0.61%		\$ 999.90	\$ 999.90	
Interest	3/15/2022	02004WAC5	\$ 25,292.10	ALLYA 2019-1 A3		2.91%		\$ 61.33	\$ 61.33	
Interest	3/15/2022	02007TAC9	\$ 54,353.66	ALLYA 2019-4 A3		1.84%		\$ 83.34	\$ 83.34	
Interest	3/15/2022	14041NFY2	\$ 325,000.00	COMET 2021-A3 A3		1.04%		\$ 281.67	\$ 281.67	
Interest	3/15/2022	14042WAC4	\$ 29,945.93	COPAR 2019-1 A3		2.51%		\$ 62.64	\$ 62.64	
Interest	3/15/2022	14044CAC6	\$ 135,000.00	COPAR 2021-1 A3		0.77%		\$ 86.63	\$ 86.63	
Interest	3/15/2022	14313FAD1	\$ 2,071.87	CARMAX AUTO OWNER TRUST		3.13%		\$ 5.40	\$ 5.40	
Interest	3/15/2022	14314QAC8	\$ 150,000.00	CARMX 2021-2 A3		0.52%		\$ 65.00	\$ 65.00	
Interest	3/15/2022	14315FAD9	\$ 91,910.17	CARMX 2020-3 A3		0.62%		\$ 47.49	\$ 47.49	
Interest	3/15/2022	14315XAC2	\$ 80,248.45	CARMX 2020-1 A3		1.89%		\$ 126.39	\$ 126.39	
Interest	3/15/2022	14316HAC6	\$ 110,000.00	CARMX 2020-4 A3		0.50%		\$ 45.83	\$ 45.83	
Interest	3/15/2022	14316LAC7	\$ 40,816.68	CARMX 2019-2 A3		2.68%		\$ 91.16	\$ 91.16	
Interest	3/15/2022	14316NAC3	\$ 75,000.00	CARMX 2021-1 A3		0.34%		\$ 21.25	\$ 21.25	
Interest	3/15/2022	14317DAC4	\$ 215,000.00	CARMX 2021-3 A3		0.55%		\$ 98.54	\$ 98.54	
Interest	3/15/2022	254683CP8	\$ 140,000.00	DCENT 2021-A1 A1		0.58%		\$ 67.67	\$ 67.67	
Interest	3/15/2022	31680YAD9	\$ 15,118.39	FIFTH THIRD AUTO TRUST		2.64%		\$ 33.26	\$ 33.26	
Interest	3/15/2022	345286AC2	\$ 75,000.00	FORDO 2022-A A3		1.29%		\$ 80.63	\$ 80.63	
Interest	3/15/2022	34531KAD4	\$ 95,296.40	FORDO 2019-C A3		1.87%		\$ 148.50	\$ 148.50	
Interest	3/15/2022	34533FAD3	\$ 53,358.43	FORDO 2019-A A3		2.78%		\$ 123.61	\$ 123.61	
Interest	3/15/2022	43815BAC4	\$ 195,000.00	HAROT 2022-1 A3		1.88%		\$ 224.03	\$ 224.03	
Interest	3/15/2022	44891JAC2	\$ 72,291.93	HART 2019-B A3		1.94%		\$ 116.87	\$ 116.87	
Interest	3/15/2022	44932NAD2	\$ 16,510.03	HYUNDAI AUTO RECEIVABLES TRUST		2.66%		\$ 36.60	\$ 36.60	
Interest	3/15/2022	44933LAC7	\$ 100,000.00	HART 2021-A A3		0.38%		\$ 31.67	\$ 31.67	
Interest	3/15/2022	44935FAD6	\$ 100,000.00	HART 2021-C A3		0.74%		\$ 61.67	\$ 61.67	
Interest	3/15/2022	50117TAC5	\$ 105,000.00	KCOT 2021-1A A3		0.62%		\$ 54.25	\$ 54.25	
Interest	3/15/2022	50117XAE2	\$ 170,000.00	KCOT 2021-2A A3		0.56%		\$ 79.33	\$ 79.33	
Interest	3/15/2022	58769EAC2	\$ 50,000.00	MBALT 2020-B A3		0.40%		\$ 16.67	\$ 16.67	
Interest	3/15/2022	58769QAC5	\$ 11,776.84	MBALT 2019-B A3		2.00%		\$ 19.63	\$ 19.63	
Interest	3/15/2022	650036DR4	\$ 105,000.00	NY ST URBAN DEV CORP TXBL REV BONDS		0.48%		\$ 252.00	\$ 252.00	
Interest	3/15/2022	650036DS2	\$ 315,000.00	NY ST URBAN DEV CORP TXBL REV BONDS		0.62%		\$ 976.50	\$ 976.50	
Interest	3/15/2022	65479CAD0	\$ 111,501.73	NAROT 2020-B A3		0.55%		\$ 51.10	\$ 51.10	

City of Alameda (PFMAM) Transactions

Tran. Type	Settle Date	CUSIP	Par Value	Security Description	Price	Coupon	Amount	Accrued Interest	Net Amount	Gain/(Loss) on Amount
Interest	3/15/2022	65479JAD5	\$ 118,294.57	NAROT 2019-C A3		1.93%		\$ 190.26	\$ 190.26	
Interest	3/15/2022	89231PAD0	\$ 11,075.85	TOYOTA AUTO RECEIVABLES OWNER		3.18%		\$ 29.35	\$ 29.35	
Interest	3/15/2022	89233MAD5	\$ 124,814.10	TAOT 2019-D A3		1.92%		\$ 199.70	\$ 199.70	
Interest	3/15/2022	89238JAC9	\$ 135,000.00	TAOT 2021-D A3		0.71%		\$ 79.88	\$ 79.88	
Interest	3/15/2022	91282CBR1	\$ 200,000.00	US TREASURY NOTES		0.25%		\$ 250.00	\$ 250.00	
Interest	3/15/2022	91282CCX7	\$ 925,000.00	US TREASURY N/B NOTES		0.38%		\$ 1,734.38	\$ 1,734.38	
Interest	3/15/2022	98163KAC6	\$ 160,000.00	WOART 2021-D A3		0.81%		\$ 108.00	\$ 108.00	
Paydown	3/15/2022	02004WAC5	\$ 6,005.54	ALLYA 2019-1 A3	\$ 100.00	2.91%	\$ 6,005.54	\$ -	\$ 6,005.54	
Paydown	3/15/2022	02007TAC9	\$ 5,846.59	ALLYA 2019-4 A3	\$ 100.00	1.84%	\$ 5,846.59	\$ -	\$ 5,846.59	
Paydown	3/15/2022	14042WAC4	\$ 5,069.95	COPAR 2019-1 A3	\$ 100.00	2.51%	\$ 5,069.95	\$ -	\$ 5,069.95	
Paydown	3/15/2022	14313FAD1	\$ 2,071.87	CARMX AUTO OWNER TRUST	\$ 100.00	3.13%	\$ 2,071.87	\$ -	\$ 2,071.87	
Paydown	3/15/2022	14315FAD9	\$ 6,264.72	CARMX 2020-3 A3	\$ 100.00	0.62%	\$ 6,264.72	\$ -	\$ 6,264.72	
Paydown	3/15/2022	14315XAC2	\$ 5,469.76	CARMX 2020-1 A3	\$ 100.00	1.89%	\$ 5,469.76	\$ -	\$ 5,469.76	
Paydown	3/15/2022	14316LAC7	\$ 5,004.08	CARMX 2019-2 A3	\$ 100.00	2.68%	\$ 5,004.08	\$ -	\$ 5,004.08	
Paydown	3/15/2022	31680YAD9	\$ 2,992.96	FIFTH THIRD AUTO TRUST	\$ 100.00	2.64%	\$ 2,992.96	\$ -	\$ 2,992.96	
Paydown	3/15/2022	34531KAD4	\$ 10,295.62	FORDO 2019-C A3	\$ 100.00	1.87%	\$ 10,295.62	\$ -	\$ 10,295.62	
Paydown	3/15/2022	34533FAD3	\$ 12,693.66	FORDO 2019-A A3	\$ 100.00	2.78%	\$ 12,693.66	\$ -	\$ 12,693.66	
Paydown	3/15/2022	44891JAC2	\$ 8,780.45	HART 2019-B A3	\$ 100.00	1.94%	\$ 8,780.45	\$ -	\$ 8,780.45	
Paydown	3/15/2022	44932NAD2	\$ 5,070.31	HYUNDAI AUTO RECEIVABLES TRUST	\$ 100.00	2.66%	\$ 5,070.31	\$ -	\$ 5,070.31	
Paydown	3/15/2022	58769QAC5	\$ 11,776.84	MBALT 2019-B A3	\$ 100.00	2.00%	\$ 11,776.84	\$ -	\$ 11,776.84	
Paydown	3/15/2022	65479CAD0	\$ 9,224.91	NAROT 2020-B A3	\$ 100.00	0.55%	\$ 9,224.91	\$ -	\$ 9,224.91	
Paydown	3/15/2022	65479JAD5	\$ 10,477.64	NAROT 2019-C A3	\$ 100.00	1.93%	\$ 10,477.64	\$ -	\$ 10,477.64	
Paydown	3/15/2022	89231PAD0	\$ 7,116.00	TOYOTA AUTO RECEIVABLES OWNER	\$ 100.00	3.18%	\$ 7,116.00	\$ -	\$ 7,116.00	
Paydown	3/15/2022	89233MAD5	\$ 12,356.59	TAOT 2019-D A3	\$ 100.00	1.92%	\$ 12,356.59	\$ -	\$ 12,356.59	
Buy	3/16/2022	448977AD0	\$ (255,000.00)	HART 2022-A A3	\$ 100.00	2.22%	\$ (254,990.18)	\$ -	\$ (254,990.18)	
Interest	3/16/2022	362554AC1	\$ 110,000.00	GMCAR 2021-4 A3		0.68%		\$ 62.33	\$ 62.33	
Interest	3/16/2022	36255JAD6	\$ 1,256.95	GMCAR 2018-3 A3		3.02%		\$ 3.16	\$ 3.16	
Interest	3/16/2022	36256XAD4	\$ 26,148.03	GMCAR 2019-1 A3		2.97%		\$ 64.72	\$ 64.72	
Interest	3/16/2022	36258NAC6	\$ 54,297.02	GMCAR 2020-1 A3		1.84%		\$ 83.26	\$ 83.26	
Interest	3/16/2022	362590AC5	\$ 145,190.77	GMCAR 2020-3 A3		0.45%		\$ 54.45	\$ 54.45	
Interest	3/16/2022	380146AC4	\$ 100,000.00	GMCAR 2022-1 A3		1.26%		\$ 105.00	\$ 105.00	
Interest	3/16/2022	46647PBS4	\$ 170,000.00	PMORGAN CHASE & CO CORPORATE NOTES (CA		0.65%		\$ 555.05	\$ 555.05	
Interest	3/16/2022	46647PBZ8	\$ 225,000.00	PMORGAN CHASE & CO CORPORATE NOTES (CA		0.70%		\$ 784.13	\$ 784.13	
Paydown	3/16/2022	36255JAD6	\$ 1,256.95	GMCAR 2018-3 A3	\$ 100.00	3.02%	\$ 1,256.95	\$ -	\$ 1,256.95	
Paydown	3/16/2022	36256XAD4	\$ 8,119.85	GMCAR 2019-1 A3	\$ 100.00	2.97%	\$ 8,119.85	\$ -	\$ 8,119.85	
Paydown	3/16/2022	36258NAC6	\$ 4,574.06	GMCAR 2020-1 A3	\$ 100.00	1.84%	\$ 4,574.06	\$ -	\$ 4,574.06	
Paydown	3/16/2022	362590AC5	\$ 8,600.36	GMCAR 2020-3 A3	\$ 100.00	0.45%	\$ 8,600.36	\$ -	\$ 8,600.36	
Sell	3/16/2022	912828P38	\$ 50,000.00	US TREASURY NOTES	\$ 100.46	1.75%	\$ 50,230.47	\$ 106.35	\$ 50,336.82	\$ 171.75
Sell	3/16/2022	912828Z86	\$ 50,000.00	US TREASURY NOTES	\$ 100.14	1.38%	\$ 50,068.36	\$ 55.08	\$ 50,123.44	\$ 74.98
Interest	3/17/2022	22552G3C2	\$ 350,000.00	CREDIT SUISSE NEW YORK CERT DEPOS		0.59%		\$ 2,059.26	\$ 2,059.26	
Interest	3/18/2022	43813KAC6	\$ 150,000.00	HAROT 2020-3 A3		0.37%		\$ 46.25	\$ 46.25	
Interest	3/18/2022	43813VAC2	\$ 98,403.94	HAROT 2019-4 A3		1.83%		\$ 150.07	\$ 150.07	
Interest	3/18/2022	43814WAC9	\$ 18,525.83	HAROT 2019-1 A3		2.83%		\$ 43.69	\$ 43.69	
Interest	3/18/2022	808513BN4	\$ 145,000.00	CHARLES SCHWAB CORP NOTES (CALLABLE)		0.75%		\$ 543.75	\$ 543.75	
Paydown	3/18/2022	43813VAC2	\$ 9,166.94	HAROT 2019-4 A3	\$ 100.00	1.83%	\$ 9,166.94	\$ -	\$ 9,166.94	
Paydown	3/18/2022	43814WAC9	\$ 4,902.33	HAROT 2019-1 A3	\$ 100.00	2.83%	\$ 4,902.33	\$ -	\$ 4,902.33	
Interest	3/20/2022	362569AC9	\$ 67,986.26	GMALT 2020-3 A3		0.45%		\$ 25.49	\$ 25.49	
Interest	3/20/2022	36261RAC2	\$ 150,000.00	GMALT 2021-1 A3		0.26%		\$ 32.50	\$ 32.50	
Interest	3/20/2022	380144AC9	\$ 175,000.00	GMALT 2021-2 A3		0.34%		\$ 49.58	\$ 49.58	
Interest	3/20/2022	89238EAC0	\$ 120,000.00	TLOT 2021-A A3		0.39%		\$ 39.00	\$ 39.00	
Interest	3/20/2022	92290BAA9	\$ 175,000.00	VZOT 2020-B A		0.47%		\$ 68.54	\$ 68.54	
Interest	3/20/2022	92348AAA3	\$ 127,868.68	VZOT 2019-C A1A		1.94%		\$ 206.72	\$ 206.72	
Interest	3/20/2022	92348TAA2	\$ 89,588.97	VZOT 2020-A A1A		1.85%		\$ 138.12	\$ 138.12	

City of Alameda (PFMAM) Transactions										
Tran. Type	Settle Date	CUSIP	Par Value	Security Description	Price	Coupon	Amount	Accrued Interest	Net Amount	Gain/(Loss) on Amount
Interest	3/20/2022	92867XAD8	\$ 8,809.78	VWALT 2019-A A3		1.99%		\$ 14.61	\$ 14.61	
Interest	3/20/2022	92868KAC7	\$ 170,000.00	VALET 2021-1 A3		1.02%		\$ 144.50	\$ 144.50	
Interest	3/20/2022	92869BAD4	\$ 2,643.33	VALET 2018-2 A3		3.25%		\$ 7.16	\$ 7.16	
Paydown	3/20/2022	362569AC9	\$ 5,837.15	GMALT 2020-3 A3	\$ 100.00	0.45%	\$ 5,837.15	\$ -	\$ 5,837.15	
Paydown	3/20/2022	92348AAA3	\$ 14,415.76	VZOT 2019-C A1A	\$ 100.00	1.94%	\$ 14,415.76	\$ -	\$ 14,415.76	
Paydown	3/20/2022	92348TAA2	\$ 9,434.12	VZOT 2020-A A1A	\$ 100.00	1.85%	\$ 9,434.12	\$ -	\$ 9,434.12	
Paydown	3/20/2022	92867XAD8	\$ 8,809.78	VWALT 2019-A A3	\$ 100.00	1.99%	\$ 8,809.78	\$ -	\$ 8,809.78	
Paydown	3/20/2022	92869BAD4	\$ 2,643.33	VALET 2018-2 A3	\$ 100.00	3.25%	\$ 2,643.33	\$ -	\$ 2,643.33	
Interest	3/21/2022	43815GAC3	\$ 135,000.00	HAROT 2021-4 A3		0.88%		\$ 99.00	\$ 99.00	
Sell	3/22/2022	912828P38	\$ 5,000.00	US TREASURY NOTES	\$ 100.38	1.75%	\$ 5,018.95	\$ 12.09	\$ 5,031.04	\$ 13.19
Sell	3/22/2022	912828Q29	\$ 15,000.00	US TREASURY NOTES	\$ 100.06	1.50%	\$ 15,008.79	\$ 106.94	\$ 15,115.73	\$ (94.14)
Sell	3/22/2022	912828Z86	\$ 165,000.00	US TREASURY NOTES	\$ 100.05	1.38%	\$ 165,083.79	\$ 219.35	\$ 165,303.14	\$ 105.24
Buy	3/23/2022	50117EAB0	\$ (100,000.00)	KCOT 2022-1A A2	\$ 100.00	2.34%	\$ (99,996.55)	\$ -	\$ (99,996.55)	
Buy	3/23/2022	50117EAC8	\$ (235,000.00)	KCOT 2022-1A A3	\$ 99.99	2.67%	\$ (234,966.40)	\$ -	\$ (234,966.40)	
Interest	3/23/2022	4581X0DZ8	\$ 455,000.00	INTER-AMERICAN DEVEL BK NOTES		0.50%		\$ 1,137.50	\$ 1,137.50	
Interest	3/25/2022	05591RAC8	\$ 85,000.00	BMWLT 2021-1 A3		0.29%		\$ 20.54	\$ 20.54	
Buy	3/28/2022	437076CM2	\$ (35,000.00)	HOME DEPOT INC (CALLABLE) CORPORATE NOTE	\$ 99.83	2.70%	\$ (34,938.75)	\$ -	\$ (34,938.75)	
Buy	3/30/2022	14041NFX9	\$ (450,000.00)	COMET 2022-A1 A1	\$ 99.99	2.80%	\$ (449,966.07)	\$ -	\$ (449,966.07)	
Interest	3/30/2022	857477BM4	\$ 200,000.00	STATE STREET CORP NOTES (CALLABLE)		2.90%		\$ 2,901.00	\$ 2,901.00	
Sell	3/30/2022	912828Q29	\$ 375,000.00	US TREASURY NOTES	\$ 99.92	1.50%	\$ 374,707.03	\$ 2,797.05	\$ 377,504.08	\$ (2,811.17)
Sell	3/30/2022	912828Q29	\$ 70,000.00	US TREASURY NOTES	\$ 99.78	1.50%	\$ 69,846.88	\$ 522.12	\$ 70,369.00	\$ (623.19)
Interest	3/31/2022	912828Q29	\$ 490,000.00	US TREASURY NOTES		1.50%		\$ 3,675.00	\$ 3,675.00	
Interest	3/31/2022	91282CBU4	\$ 675,000.00	US TREASURY NOTES		0.13%		\$ 421.88	\$ 421.88	
Interest	3/31/2022	91282CDA6	\$ 700,000.00	US TREASURY NOTES		0.25%		\$ 875.00	\$ 875.00	
Withdraw	3/31/2022	CASH				0.00%	\$ (0.03)	\$ -	\$ (0.03)	
Buy	4/1/2022	05565EBZ7	\$ (110,000.00)	BMW US CAPITAL LLC CORP NOTES	\$ 99.91	3.25%	\$ (109,896.60)	\$ -	\$ (109,896.60)	
Interest	4/1/2022	MONEY0002	\$ -	MONEY MARKET FUND		0.00%		\$ 0.83	\$ 0.83	
Sell	4/1/2022	912828Q29	\$ 100,000.00	US TREASURY NOTES	\$ 99.80	1.50%	\$ 99,804.69	\$ 4.10	\$ 99,808.79	\$ (863.16)
Interest	4/5/2022	61772BAA1	\$ 25,000.00	MORGAN STANLEY CORP NOTES (CALLABLE)		0.73%		\$ 91.38	\$ 91.38	
Sell	4/5/2022	912828Q29	\$ 150,000.00	US TREASURY NOTES	\$ 99.80	1.50%	\$ 149,695.31	\$ 30.74	\$ 149,726.05	\$ (1,295.46)
Interest	4/6/2022	89236TJD8	\$ 100,000.00	HYUNDAI MOTOR CREDIT CORP CORPORATE NOTE		0.40%		\$ 200.00	\$ 200.00	
Buy	4/7/2022	69371RR73	\$ (150,000.00)	PACCAR FINANCIAL CORP CORPORATE NOTES	\$ 99.97	2.85%	\$ (149,961.00)	\$ -	\$ (149,961.00)	
Sell	4/11/2022	912828Q29	\$ 40,000.00	US TREASURY NOTES	\$ 99.68	1.50%	\$ 39,871.87	\$ 18.03	\$ 39,889.90	\$ (387.93)
Sell	4/11/2022	912828Q29	\$ 75,000.00	US TREASURY NOTES	\$ 99.68	1.50%	\$ 74,759.77	\$ 33.81	\$ 74,793.58	\$ (734.27)
Buy	4/13/2022	023135CE4	\$ (100,000.00)	AMAZON.COM INC CORPORATE NOTES	\$ 99.84	3.00%	\$ (99,841.00)	\$ -	\$ (99,841.00)	
Buy	4/13/2022	362585AC5	\$ (115,000.00)	GMCAR 2022-2 A3	\$ 99.98	3.10%	\$ (114,975.97)	\$ -	\$ (114,975.97)	
Buy	4/13/2022	89238FAD5	\$ (135,000.00)	TAOT 2022-B A3	\$ 100.00	2.93%	\$ (134,996.84)	\$ -	\$ (134,996.84)	
Sell	4/13/2022	023135BP0	\$ 100,000.00	AMAZON.COM INC CORPORATE NOTES	\$ 98.03	0.40%	\$ 98,025.00	\$ 144.44	\$ 98,169.44	\$ (1,921.81)
Sell	4/13/2022	912828Q29	\$ 125,000.00	US TREASURY NOTES	\$ 99.72	1.50%	\$ 124,648.44	\$ 66.60	\$ 124,715.04	\$ (1,170.30)
Sell	4/13/2022	91282CBU4	\$ 150,000.00	US TREASURY NOTES	\$ 98.40	0.13%	\$ 147,603.52	\$ 6.66	\$ 147,610.18	\$ (2,368.23)
Interest	4/15/2022	02004WAC5	\$ 19,286.56	ALLYA 2019-1 A3		2.91%		\$ 46.77	\$ 46.77	
Interest	4/15/2022	02007TAC9	\$ 48,507.07	ALLYA 2019-4 A3		1.84%		\$ 74.38	\$ 74.38	
Interest	4/15/2022	14041NFY2	\$ 325,000.00	COMET 2021-A3 A3		1.04%		\$ 281.67	\$ 281.67	
Interest	4/15/2022	14042WAC4	\$ 24,875.98	COPAR 2019-1 A3		2.51%		\$ 52.03	\$ 52.03	
Interest	4/15/2022	14044CAC6	\$ 135,000.00	COPAR 2021-1 A3		0.77%		\$ 86.63	\$ 86.63	
Interest	4/15/2022	14314QAC8	\$ 150,000.00	CARMX 2021-2 A3		0.52%		\$ 65.00	\$ 65.00	
Interest	4/15/2022	14315FAD9	\$ 85,645.45	CARMX 2020-3 A3		0.62%		\$ 44.25	\$ 44.25	
Interest	4/15/2022	14315XAC2	\$ 74,778.69	CARMX 2020-1 A3		1.89%		\$ 117.78	\$ 117.78	
Interest	4/15/2022	14316HAC6	\$ 110,000.00	CARMX 2020-4 A3		0.50%		\$ 45.83	\$ 45.83	
Interest	4/15/2022	14316LAC7	\$ 35,812.60	CARMX 2019-2 A3		2.68%		\$ 79.98	\$ 79.98	
Interest	4/15/2022	14316NAC3	\$ 75,000.00	CARMX 2021-1 A3		0.34%		\$ 21.25	\$ 21.25	
Interest	4/15/2022	14317DAC4	\$ 215,000.00	CARMX 2021-3 A3		0.55%		\$ 98.54	\$ 98.54	
Interest	4/15/2022	254683CP8	\$ 140,000.00	DCENT 2021-A1 A1		0.58%		\$ 67.67	\$ 67.67	

City of Alameda (PFMAM) Transactions

Tran. Type	Settle Date	CUSIP	Par Value	Security Description	Price	Coupon	Amount	Accrued Interest	Net Amount	Gain/(Loss) on Amount
Interest	4/15/2022	31680YAD9	\$ 12,125.43	FIFTH THIRD AUTO TRUST		2.64%		\$ 26.68	\$ 26.68	
Interest	4/15/2022	345286AC2	\$ 75,000.00	FORDO 2022-A A3		1.29%		\$ 80.63	\$ 80.63	
Interest	4/15/2022	34531KAD4	\$ 85,000.78	FORDO 2019-C A3		1.87%		\$ 132.46	\$ 132.46	
Interest	4/15/2022	34533FAD3	\$ 40,664.77	FORDO 2019-A A3		2.78%		\$ 94.21	\$ 94.21	
Interest	4/15/2022	43815BAC4	\$ 195,000.00	HAROT 2022-1 A3		1.88%		\$ 305.50	\$ 305.50	
Interest	4/15/2022	44891JAC2	\$ 63,511.48	HART 2019-B A3		1.94%		\$ 102.68	\$ 102.68	
Interest	4/15/2022	448977AD0	\$ 255,000.00	HART 2022-A A3		2.22%		\$ 456.03	\$ 456.03	
Interest	4/15/2022	44932NAD2	\$ 11,439.72	HYUNDAI AUTO RECEIVABLES TRUST		2.66%		\$ 25.36	\$ 25.36	
Interest	4/15/2022	44933LAC7	\$ 100,000.00	HART 2021-A A3		0.38%		\$ 31.67	\$ 31.67	
Interest	4/15/2022	44935FAD6	\$ 100,000.00	HART 2021-C A3		0.74%		\$ 61.67	\$ 61.67	
Interest	4/15/2022	50117EAB0	\$ 100,000.00	KCOT 2022-1A A2		2.34%		\$ 143.00	\$ 143.00	
Interest	4/15/2022	50117EAC8	\$ 235,000.00	KCOT 2022-1A A3		2.67%		\$ 383.44	\$ 383.44	
Interest	4/15/2022	50117TAC5	\$ 105,000.00	KCOT 2021-1A A3		0.62%		\$ 54.25	\$ 54.25	
Interest	4/15/2022	50117XAE2	\$ 170,000.00	KCOT 2021-2A A3		0.56%		\$ 79.33	\$ 79.33	
Interest	4/15/2022	58769EAC2	\$ 50,000.00	MBALT 2020-B A3		0.40%		\$ 16.67	\$ 16.67	
Interest	4/15/2022	65479CAD0	\$ 102,276.82	NAROT 2020-B A3		0.55%		\$ 46.88	\$ 46.88	
Interest	4/15/2022	65479JAD5	\$ 107,816.93	NAROT 2019-C A3		1.93%		\$ 173.41	\$ 173.41	
Interest	4/15/2022	89231PAD0	\$ 3,959.85	TOYOTA AUTO RECEIVABLES OWNER		3.18%		\$ 10.49	\$ 10.49	
Interest	4/15/2022	89233MAD5	\$ 112,457.51	TAOT 2019-D A3		1.92%		\$ 179.93	\$ 179.93	
Interest	4/15/2022	89238JAC9	\$ 135,000.00	TAOT 2021-D A3		0.71%		\$ 79.88	\$ 79.88	
Interest	4/15/2022	91282CBV2	\$ 475,000.00	US TREASURY N/B NOTES		0.38%		\$ 890.63	\$ 890.63	
Interest	4/15/2022	91282CDB4	\$ 475,000.00	US TREASURY N/B NOTES		0.63%		\$ 1,484.38	\$ 1,484.38	
Interest	4/15/2022	98163KAC6	\$ 160,000.00	WOART 2021-D A3		0.81%		\$ 108.00	\$ 108.00	
Paydown	4/15/2022	02004WAC5	\$ 6,411.63	ALLYA 2019-1 A3	\$ 100.00	2.91%	\$ 6,411.63	\$ -	\$ 6,411.63	
Paydown	4/15/2022	02007TAC9	\$ 6,182.38	ALLYA 2019-4 A3	\$ 100.00	1.84%	\$ 6,182.38	\$ -	\$ 6,182.38	
Paydown	4/15/2022	14042WAC4	\$ 5,435.56	COPAR 2019-1 A3	\$ 100.00	2.51%	\$ 5,435.56	\$ -	\$ 5,435.56	
Paydown	4/15/2022	14315FAD9	\$ 6,815.25	CARMX 2020-3 A3	\$ 100.00	0.62%	\$ 6,815.25	\$ -	\$ 6,815.25	
Paydown	4/15/2022	14315XAC2	\$ 6,038.11	CARMX 2020-1 A3	\$ 100.00	1.89%	\$ 6,038.11	\$ -	\$ 6,038.11	
Paydown	4/15/2022	14316LAC7	\$ 5,312.56	CARMX 2019-2 A3	\$ 100.00	2.68%	\$ 5,312.56	\$ -	\$ 5,312.56	
Paydown	4/15/2022	31680YAD9	\$ 3,304.08	FIFTH THIRD AUTO TRUST	\$ 100.00	2.64%	\$ 3,304.08	\$ -	\$ 3,304.08	
Paydown	4/15/2022	34531KAD4	\$ 10,155.85	FORDO 2019-C A3	\$ 100.00	1.87%	\$ 10,155.85	\$ -	\$ 10,155.85	
Paydown	4/15/2022	34533FAD3	\$ 13,098.19	FORDO 2019-A A3	\$ 100.00	2.78%	\$ 13,098.19	\$ -	\$ 13,098.19	
Paydown	4/15/2022	44891JAC2	\$ 9,832.54	HART 2019-B A3	\$ 100.00	1.94%	\$ 9,832.54	\$ -	\$ 9,832.54	
Paydown	4/15/2022	44932NAD2	\$ 5,449.98	HYUNDAI AUTO RECEIVABLES TRUST	\$ 100.00	2.66%	\$ 5,449.98	\$ -	\$ 5,449.98	
Paydown	4/15/2022	58769EAC2	\$ 2,987.42	MBALT 2020-B A3	\$ 100.00	0.40%	\$ 2,987.42	\$ -	\$ 2,987.42	
Paydown	4/15/2022	65479CAD0	\$ 10,115.38	NAROT 2020-B A3	\$ 100.00	0.55%	\$ 10,115.38	\$ -	\$ 10,115.38	
Paydown	4/15/2022	65479JAD5	\$ 12,108.43	NAROT 2019-C A3	\$ 100.00	1.93%	\$ 12,108.43	\$ -	\$ 12,108.43	
Paydown	4/15/2022	89231PAD0	\$ 3,959.85	TOYOTA AUTO RECEIVABLES OWNER	\$ 100.00	3.18%	\$ 3,959.85	\$ -	\$ 3,959.85	
Paydown	4/15/2022	89233MAD5	\$ 13,623.94	TAOT 2019-D A3	\$ 100.00	1.92%	\$ 13,623.94	\$ -	\$ 13,623.94	
Interest	4/16/2022	3137EAEY1	\$ 325,000.00	FREDDIE MAC NOTES		0.13%		\$ 203.13	\$ 203.13	
Interest	4/16/2022	362554AC1	\$ 110,000.00	GMCAR 2021-4 A3		0.68%		\$ 62.33	\$ 62.33	
Interest	4/16/2022	36256XAD4	\$ 18,028.18	GMCAR 2019-1 A3		2.97%		\$ 44.62	\$ 44.62	
Interest	4/16/2022	36258NAC6	\$ 49,722.96	GMCAR 2020-1 A3		1.84%		\$ 76.24	\$ 76.24	
Interest	4/16/2022	362590AC5	\$ 136,590.41	GMCAR 2020-3 A3		0.45%		\$ 51.22	\$ 51.22	
Interest	4/16/2022	380146AC4	\$ 100,000.00	GMCAR 2022-1 A3		1.26%		\$ 105.00	\$ 105.00	
Paydown	4/16/2022	36256XAD4	\$ 9,140.63	GMCAR 2019-1 A3	\$ 100.00	2.97%	\$ 9,140.63	\$ -	\$ 9,140.63	
Paydown	4/16/2022	36258NAC6	\$ 4,923.75	GMCAR 2020-1 A3	\$ 100.00	1.84%	\$ 4,923.75	\$ -	\$ 4,923.75	
Paydown	4/16/2022	362590AC5	\$ 9,599.91	GMCAR 2020-3 A3	\$ 100.00	0.45%	\$ 9,599.91	\$ -	\$ 9,599.91	
Interest	4/18/2022	43813KAC6	\$ 150,000.00	HAROT 2020-3 A3		0.37%		\$ 46.25	\$ 46.25	
Interest	4/18/2022	43813VAC2	\$ 89,237.00	HAROT 2019-4 A3		1.83%		\$ 136.09	\$ 136.09	
Interest	4/18/2022	43814WAC9	\$ 13,623.50	HAROT 2019-1 A3		2.83%		\$ 32.13	\$ 32.13	
Paydown	4/18/2022	43813KAC6	\$ 5,488.72	HAROT 2020-3 A3	\$ 100.00	0.37%	\$ 5,488.72	\$ -	\$ 5,488.72	
Paydown	4/18/2022	43813VAC2	\$ 9,617.04	HAROT 2019-4 A3	\$ 100.00	1.83%	\$ 9,617.04	\$ -	\$ 9,617.04	

City of Alameda (PFMAM) Transactions

Tran. Type	Settle Date	CUSIP	Par Value	Security Description	Price	Coupon	Amount	Accrued Interest	Net Amount	Gain/(Loss) on Amount
Paydown	4/18/2022	43814WAC9	\$ 4,968.97	HAROT 2019-1 A3	\$ 100.00	2.83%	\$ 4,968.97	\$ -	\$ 4,968.97	
Sell	4/18/2022	91282CBU4	\$ 75,000.00	US TREASURY NOTES	\$ 98.43	0.13%	\$ 73,819.34	\$ 4.61	\$ 73,823.95	\$ (1,166.73)
Sell	4/18/2022	91282CBU4	\$ 50,000.00	US TREASURY NOTES	\$ 98.43	0.13%	\$ 49,212.89	\$ 3.07	\$ 49,215.96	\$ (772.79)
Maturity	4/19/2022	025816CD9	\$ 100,000.00	AMERICAN EXPRESS CORP NOTES (CALLED, OMI	\$ 100.00	2.75%	\$ 100,000.00	\$ 1,138.19	\$ 101,138.19	
Buy	4/20/2022	41284YAD8	\$ (215,000.00)	HDMOT 2022-A A3	\$ 99.98	3.06%	\$ (214,964.20)	\$ -	\$ (214,964.20)	
Interest	4/20/2022	3137EAEQ8	\$ 850,000.00	FREDDIE MAC NOTES		0.38%		\$ 1,593.75	\$ 1,593.75	
Interest	4/20/2022	362569AC9	\$ 62,149.11	GMALT 2020-3 A3		0.45%		\$ 23.31	\$ 23.31	
Interest	4/20/2022	36261RAC2	\$ 150,000.00	GMALT 2021-1 A3		0.26%		\$ 32.50	\$ 32.50	
Interest	4/20/2022	380144AC9	\$ 175,000.00	GMALT 2021-2 A3		0.34%		\$ 49.58	\$ 49.58	
Interest	4/20/2022	459058JV6	\$ -	INTL BK OF RECON AND DEV NOTE		0.13%		\$ 204.75	\$ 204.75	
Interest	4/20/2022	89238EAC0	\$ 120,000.00	TLOT 2021-A A3		0.39%		\$ 39.00	\$ 39.00	
Interest	4/20/2022	92290BAA9	\$ 175,000.00	VZOT 2020-B A		0.47%		\$ 68.54	\$ 68.54	
Interest	4/20/2022	92348AAA3	\$ 113,452.92	VZOT 2019-C A1A		1.94%		\$ 183.42	\$ 183.42	
Interest	4/20/2022	92348TAA2	\$ 80,154.85	VZOT 2020-A A1A		1.85%		\$ 123.57	\$ 123.57	
Interest	4/20/2022	92868KAC7	\$ 170,000.00	VALET 2021-1 A3		1.02%		\$ 144.50	\$ 144.50	
Paydown	4/20/2022	362569AC9	\$ 10,177.11	GMALT 2020-3 A3	\$ 100.00	0.45%	\$ 10,177.11	\$ -	\$ 10,177.11	
Paydown	4/20/2022	92348AAA3	\$ 15,699.17	VZOT 2019-C A1A	\$ 100.00	1.94%	\$ 15,699.17	\$ -	\$ 15,699.17	
Paydown	4/20/2022	92348TAA2	\$ 10,364.45	VZOT 2020-A A1A	\$ 100.00	1.85%	\$ 10,364.45	\$ -	\$ 10,364.45	
Interest	4/21/2022	43815GAC3	\$ 135,000.00	HAROT 2021-4 A3		0.88%		\$ 99.00	\$ 99.00	
Interest	4/24/2022	06406RAN7	\$ 110,000.00	BANK OF NY MELLON (CALLABLE) CORP NOTES		1.60%		\$ 880.00	\$ 880.00	
Interest	4/25/2022	05591RAC8	\$ 85,000.00	BMWLT 2021-1 A3		0.29%		\$ 20.54	\$ 20.54	
Buy	4/26/2022	06406RBC0	\$ (550,000.00)	BANK OF NY MELLON CORP (CALLABLE) CORP N	\$ 99.99	3.35%	\$ (549,923.00)	\$ -	\$ (549,923.00)	
Buy	4/26/2022	46647PCZ7	\$ (225,000.00)	PMORGAN CHASE & CO (CALLABLE) CORPORATE	\$ 100.00	4.08%	\$ (225,000.00)	\$ -	\$ (225,000.00)	
Sell	4/26/2022	46647PBZ8	\$ 225,000.00	PMORGAN CHASE & CO CORPORATE NOTES (CA	\$ 97.68	0.70%	\$ 219,777.75	\$ 174.25	\$ 219,952.00	\$ (5,222.25)
Sell	4/26/2022	91282CBU4	\$ 200,000.00	US TREASURY NOTES	\$ 98.26	0.13%	\$ 196,523.44	\$ 17.76	\$ 196,541.20	\$ (3,420.61)
Buy	4/28/2022	14317HAC5	\$ (185,000.00)	CARMX 2022-2 A3	\$ 99.98	3.49%	\$ (184,971.86)	\$ -	\$ (184,971.86)	
Sell	4/28/2022	91282CBU4	\$ 200,000.00	US TREASURY NOTES	\$ 98.33	0.13%	\$ 196,656.25	\$ 19.13	\$ 196,675.38	\$ (3,288.13)
Interest	4/30/2022	172967MT5	\$ 185,000.00	CITIGROUP INC CORPORATE NOTES		0.78%		\$ 717.80	\$ 717.80	
Interest	4/30/2022	912828X70	\$ 550,000.00	US TREASURY NOTES		2.00%		\$ 5,500.00	\$ 5,500.00	
Interest	4/30/2022	912828YM6	\$ 575,000.00	US TREASURY NOTES		1.50%		\$ 4,312.50	\$ 4,312.50	
Interest	4/30/2022	91282CDD0	\$ 925,000.00	US TREASURY N/B NOTES		0.38%		\$ 1,734.38	\$ 1,734.38	
Interest	5/1/2022	172967MX6	\$ 70,000.00	CITIGROUP INC (CALLABLE) CORPORATE NOTES		0.98%		\$ 343.35	\$ 343.35	
Interest	5/1/2022	605581MY0	\$ 115,000.00	MS ST TXBL GO BONDS		0.42%		\$ 242.65	\$ 242.65	
Interest	5/1/2022	713448EY0	\$ 110,000.00	PEPSICO INC CORPORATE NOTES		0.75%		\$ 412.50	\$ 412.50	
Interest	5/2/2022	MONEY0002	\$ -	MONEY MARKET FUND		0.00%		\$ 0.89	\$ 0.89	
Buy	5/3/2022	17252MAP5	\$ (100,000.00)	CINTAS CORPORATION NO. 2 CORP NOTE (CALL	\$ 99.98	3.45%	\$ (99,978.00)	\$ -	\$ (99,978.00)	
Sell	5/3/2022	912828ZP8	\$ 125,000.00	US TREASURY NOTES	\$ 98.02	0.13%	\$ 122,524.41	\$ 72.95	\$ 122,597.36	\$ (2,317.90)
Buy	5/4/2022	14043QAC6	\$ (140,000.00)	COPAR 2022-1 A3	\$ 99.98	3.17%	\$ (139,969.41)	\$ -	\$ (139,969.41)	
Buy	5/4/2022	63743HFE7	\$ (40,000.00)	NATIONAL RURAL UTIL COOP CORPORATE NOTE:	\$ 99.97	3.45%	\$ (39,989.20)	\$ -	\$ (39,989.20)	
Sell	5/4/2022	912828ZP8	\$ 135,000.00	US TREASURY NOTES	\$ 97.91	0.13%	\$ 132,173.44	\$ 79.25	\$ 132,252.69	\$ (2,656.71)
Buy	5/5/2022	9128284M9	\$ (550,000.00)	US TREASURY NOTES	\$ 99.64	2.88%	\$ (548,044.92)	\$ (214.84)	\$ (548,259.76)	
Interest	5/5/2022	3137EAER6	\$ 810,000.00	FREDDIE MAC NOTES		0.38%		\$ 1,518.75	\$ 1,518.75	
Sell	5/5/2022	3137EAEQ8	\$ 425,000.00	FREDDIE MAC NOTES	\$ 98.24	0.38%	\$ 417,524.25	\$ 66.41	\$ 417,590.66	\$ (7,136.14)
Sell	5/5/2022	912828ZP8	\$ 140,000.00	US TREASURY NOTES	\$ 97.86	0.13%	\$ 137,003.13	\$ 82.67	\$ 137,085.80	\$ (2,821.20)
Interest	5/6/2022	3137EAEZ8	\$ 1,165,000.00	FREDDIE MAC NOTES		0.25%		\$ 1,456.25	\$ 1,456.25	
Interest	5/11/2022	037833DV9	\$ 215,000.00	APPLE INC CORPORATE NOTES		0.75%		\$ 806.25	\$ 806.25	
Interest	5/11/2022	166764BV1	\$ 100,000.00	CHEVRON CORP CORPORATE NOTES		1.14%		\$ 570.50	\$ 570.50	
Interest	5/12/2022	023135BW5	\$ 330,000.00	AMAZON.COM INC CORPORATE NOTES		0.45%		\$ 742.50	\$ 742.50	
Interest	5/13/2022	110122DT2	\$ 205,000.00	BRISTOL-MYERS SQUIBB CO (CALLABLE) CORP		0.54%		\$ 550.43	\$ 550.43	
Interest	5/15/2022	02004WAC5	\$ 12,874.93	ALLYA 2019-1 A3		2.91%		\$ 31.22	\$ 31.22	
Interest	5/15/2022	02007TAC9	\$ 42,324.69	ALLYA 2019-4 A3		1.84%		\$ 64.90	\$ 64.90	
Interest	5/15/2022	14041NFY2	\$ 325,000.00	COMET 2021-A3 A3		1.04%		\$ 281.67	\$ 281.67	
Interest	5/15/2022	14041NFBZ9	\$ 450,000.00	COMET 2022-A1 A1		2.80%		\$ 1,575.00	\$ 1,575.00	

City of Alameda (PFMAM) Transactions

Tran. Type	Settle Date	CUSIP	Par Value	Security Description	Price	Coupon	Amount	Accrued Interest	Net Amount	Gain/(Loss) on Amount
Interest	5/15/2022	14042WAC4	\$ 19,440.42	COPAR 2019-1 A3		2.51%		\$ 40.66	\$ 40.66	
Interest	5/15/2022	14044CAC6	\$ 135,000.00	COPAR 2021-1 A3		0.77%		\$ 86.63	\$ 86.63	
Interest	5/15/2022	14314QAC8	\$ 150,000.00	CARMX 2021-2 A3		0.52%		\$ 65.00	\$ 65.00	
Interest	5/15/2022	14315FAD9	\$ 78,830.20	CARMX 2020-3 A3		0.62%		\$ 40.73	\$ 40.73	
Interest	5/15/2022	14315XAC2	\$ 68,740.58	CARMX 2020-1 A3		1.89%		\$ 108.27	\$ 108.27	
Interest	5/15/2022	14316HAC6	\$ 110,000.00	CARMX 2020-4 A3		0.50%		\$ 45.83	\$ 45.83	
Interest	5/15/2022	14316LAC7	\$ 30,500.04	CARMX 2019-2 A3		2.68%		\$ 68.12	\$ 68.12	
Interest	5/15/2022	14316NAC3	\$ 75,000.00	CARMX 2021-1 A3		0.34%		\$ 21.25	\$ 21.25	
Interest	5/15/2022	14317DAC4	\$ 215,000.00	CARMX 2021-3 A3		0.55%		\$ 98.54	\$ 98.54	
Interest	5/15/2022	14317HAC5	\$ 185,000.00	CARMX 2022-2 A3		3.49%		\$ 304.89	\$ 304.89	
Interest	5/15/2022	254683CP8	\$ 140,000.00	DCENT 2021-A1 A1		0.58%		\$ 67.67	\$ 67.67	
Interest	5/15/2022	31680YAD9	\$ 8,821.35	FIFTH THIRD AUTO TRUST		2.64%		\$ 19.41	\$ 19.41	
Interest	5/15/2022	345286AC2	\$ 75,000.00	FORDO 2022-A A3		1.29%		\$ 80.63	\$ 80.63	
Interest	5/15/2022	34531KAD4	\$ 74,844.93	FORDO 2019-C A3		1.87%		\$ 116.63	\$ 116.63	
Interest	5/15/2022	34533FAD3	\$ 27,566.58	FORDO 2019-A A3		2.78%		\$ 63.86	\$ 63.86	
Interest	5/15/2022	41284YAD8	\$ 215,000.00	HDMOT 2022-A A3		3.06%		\$ 456.88	\$ 456.88	
Interest	5/15/2022	43815BAC4	\$ 195,000.00	HAROT 2022-1 A3		1.88%		\$ 305.50	\$ 305.50	
Interest	5/15/2022	44891JAC2	\$ 53,678.94	HART 2019-B A3		1.94%		\$ 86.78	\$ 86.78	
Interest	5/15/2022	448977AD0	\$ 255,000.00	HART 2022-A A3		2.22%		\$ 471.75	\$ 471.75	
Interest	5/15/2022	44932NAD2	\$ 5,989.74	HYUNDAI AUTO RECEIVABLES TRUST		2.66%		\$ 13.28	\$ 13.28	
Interest	5/15/2022	44933LAC7	\$ 100,000.00	HART 2021-A A3		0.38%		\$ 31.67	\$ 31.67	
Interest	5/15/2022	44935FAD6	\$ 100,000.00	HART 2021-C A3		0.74%		\$ 61.67	\$ 61.67	
Interest	5/15/2022	50117EAB0	\$ 100,000.00	KCOT 2022-1A A2		2.34%		\$ 195.00	\$ 195.00	
Interest	5/15/2022	50117EAC8	\$ 235,000.00	KCOT 2022-1A A3		2.67%		\$ 522.88	\$ 522.88	
Interest	5/15/2022	50117TAC5	\$ 105,000.00	KCOT 2021-1A A3		0.62%		\$ 54.25	\$ 54.25	
Interest	5/15/2022	50117XAE2	\$ 170,000.00	KCOT 2021-2A A3		0.56%		\$ 79.33	\$ 79.33	
Interest	5/15/2022	58769EAC2	\$ 47,012.58	MBALT 2020-B A3		0.40%		\$ 15.67	\$ 15.67	
Interest	5/15/2022	65479CAD0	\$ 92,161.44	NAROT 2020-B A3		0.55%		\$ 42.24	\$ 42.24	
Interest	5/15/2022	65479JAD5	\$ 95,708.50	NAROT 2019-C A3		1.93%		\$ 153.93	\$ 153.93	
Interest	5/15/2022	89233MAD5	\$ 98,833.57	TAOT 2019-D A3		1.92%		\$ 158.13	\$ 158.13	
Interest	5/15/2022	89238FAD5	\$ 135,000.00	TAOT 2022-B A3		2.93%		\$ 351.61	\$ 351.61	
Interest	5/15/2022	89238JAC9	\$ 135,000.00	TAOT 2021-D A3		0.71%		\$ 79.88	\$ 79.88	
Interest	5/15/2022	91282CAW1	\$ 935,000.00	US TREASURY NOTES		0.25%		\$ 1,168.75	\$ 1,168.75	
Interest	5/15/2022	91282CDH1	\$ 550,000.00	US TREASURY N/B NOTES		0.75%		\$ 2,062.50	\$ 2,062.50	
Interest	5/15/2022	91324PEB4	\$ 155,000.00	UNITEDHEALTH GROUP INC (CALLABLE) CORP N		0.55%		\$ 426.25	\$ 426.25	
Interest	5/15/2022	98163KAC6	\$ 160,000.00	WOART 2021-D A3		0.81%		\$ 108.00	\$ 108.00	
Paydown	5/15/2022	02004WAC5	\$ 5,684.40	ALLYA 2019-1 A3	\$ 100.00	2.91%	\$ 5,684.40	\$ -	\$ 5,684.40	
Paydown	5/15/2022	02007TAC9	\$ 5,488.34	ALLYA 2019-4 A3	\$ 100.00	1.84%	\$ 5,488.34	\$ -	\$ 5,488.34	
Paydown	5/15/2022	14042WAC4	\$ 4,817.00	COPAR 2019-1 A3	\$ 100.00	2.51%	\$ 4,817.00	\$ -	\$ 4,817.00	
Paydown	5/15/2022	14315FAD9	\$ 5,863.73	CARMX 2020-3 A3	\$ 100.00	0.62%	\$ 5,863.73	\$ -	\$ 5,863.73	
Paydown	5/15/2022	14315XAC2	\$ 4,995.16	CARMX 2020-1 A3	\$ 100.00	1.89%	\$ 4,995.16	\$ -	\$ 4,995.16	
Paydown	5/15/2022	14316LAC7	\$ 4,691.76	CARMX 2019-2 A3	\$ 100.00	2.68%	\$ 4,691.76	\$ -	\$ 4,691.76	
Paydown	5/15/2022	31680YAD9	\$ 2,885.36	FIFTH THIRD AUTO TRUST	\$ 100.00	2.64%	\$ 2,885.36	\$ -	\$ 2,885.36	
Paydown	5/15/2022	34531KAD4	\$ 9,853.89	FORDO 2019-C A3	\$ 100.00	1.87%	\$ 9,853.89	\$ -	\$ 9,853.89	
Paydown	5/15/2022	34533FAD3	\$ 11,893.43	FORDO 2019-A A3	\$ 100.00	2.78%	\$ 11,893.43	\$ -	\$ 11,893.43	
Paydown	5/15/2022	44891JAC2	\$ 8,850.05	HART 2019-B A3	\$ 100.00	1.94%	\$ 8,850.05	\$ -	\$ 8,850.05	
Paydown	5/15/2022	44932NAD2	\$ 4,913.69	HYUNDAI AUTO RECEIVABLES TRUST	\$ 100.00	2.66%	\$ 4,913.69	\$ -	\$ 4,913.69	
Paydown	5/15/2022	58769EAC2	\$ 3,686.32	MBALT 2020-B A3	\$ 100.00	0.40%	\$ 3,686.32	\$ -	\$ 3,686.32	
Paydown	5/15/2022	65479CAD0	\$ 8,538.16	NAROT 2020-B A3	\$ 100.00	0.55%	\$ 8,538.16	\$ -	\$ 8,538.16	
Paydown	5/15/2022	65479JAD5	\$ 10,270.13	NAROT 2019-C A3	\$ 100.00	1.93%	\$ 10,270.13	\$ -	\$ 10,270.13	
Paydown	5/15/2022	89233MAD5	\$ 11,780.33	TAOT 2019-D A3	\$ 100.00	1.92%	\$ 11,780.33	\$ -	\$ 11,780.33	
Interest	5/16/2022	362554AC1	\$ 110,000.00	GMCAR 2021-4 A3		0.68%		\$ 62.33	\$ 62.33	
Interest	5/16/2022	36256XAD4	\$ 8,887.55	GMCAR 2019-1 A3		2.97%		\$ 22.00	\$ 22.00	

City of Alameda (PFMAM) Transactions

Tran. Type	Settle Date	CUSIP	Par Value	Security Description	Price	Coupon	Amount	Accrued Interest	Net Amount	Gain/(Loss) on Amount
Interest	5/16/2022	362585AC5	\$ 115,000.00	GMCAR 2022-2 A3		3.10%		\$ 326.79	\$ 326.79	
Interest	5/16/2022	36258NAC6	\$ 44,799.21	GMCAR 2020-1 A3		1.84%		\$ 68.69	\$ 68.69	
Interest	5/16/2022	362590AC5	\$ 126,990.50	GMCAR 2020-3 A3		0.45%		\$ 47.62	\$ 47.62	
Interest	5/16/2022	380146AC4	\$ 100,000.00	GMCAR 2022-1 A3		1.26%		\$ 105.00	\$ 105.00	
Paydown	5/16/2022	36256XAD4	\$ 8,021.18	GMCAR 2019-1 A3	\$ 100.00	2.97%	\$ 8,021.18	\$ -	\$ 8,021.18	
Paydown	5/16/2022	36258NAC6	\$ 4,386.65	GMCAR 2020-1 A3	\$ 100.00	1.84%	\$ 4,386.65	\$ -	\$ 4,386.65	
Paydown	5/16/2022	362590AC5	\$ 8,289.55	GMCAR 2020-3 A3	\$ 100.00	0.45%	\$ 8,289.55	\$ -	\$ 8,289.55	
Interest	5/17/2022	38141GXL3	\$ 175,000.00	GOLDMAN SACHS GROUP INC (CALLABLE) CORP		0.63%		\$ 548.63	\$ 548.63	
Buy	5/18/2022	02008JAC0	\$ (290,000.00)	ALLYA 2022-1 A3	\$ 99.98	3.31%	\$ (289,943.86)	\$ -	\$ (289,943.86)	
Buy	5/18/2022	05602RAD3	\$ (125,000.00)	BMWOT 2022-A A3	\$ 99.99	3.21%	\$ (124,993.50)	\$ -	\$ (124,993.50)	
Interest	5/18/2022	43813KAC6	\$ 144,511.28	HAROT 2020-3 A3		0.37%		\$ 44.56	\$ 44.56	
Interest	5/18/2022	43813VAC2	\$ 79,619.96	HAROT 2019-4 A3		1.83%		\$ 121.42	\$ 121.42	
Interest	5/18/2022	43814WAC9	\$ 8,654.53	HAROT 2019-1 A3		2.83%		\$ 20.41	\$ 20.41	
Paydown	5/18/2022	43813KAC6	\$ 9,954.88	HAROT 2020-3 A3	\$ 100.00	0.37%	\$ 9,954.88	\$ -	\$ 9,954.88	
Paydown	5/18/2022	43813VAC2	\$ 8,690.27	HAROT 2019-4 A3	\$ 100.00	1.83%	\$ 8,690.27	\$ -	\$ 8,690.27	
Paydown	5/18/2022	43814WAC9	\$ 4,561.86	HAROT 2019-1 A3	\$ 100.00	2.83%	\$ 4,561.86	\$ -	\$ 4,561.86	
Sell	5/18/2022	912828ZU7	\$ 225,000.00	US TREASURY NOTES	\$ 98.00	0.25%	\$ 220,491.21	\$ 237.98	\$ 220,729.19	\$ (4,575.28)
Sell	5/18/2022	912828ZU7	\$ 175,000.00	US TREASURY NOTES	\$ 98.00	0.25%	\$ 171,493.17	\$ 185.10	\$ 171,678.27	\$ (3,588.84)
Interest	5/19/2022	06051GJC4	\$ 345,000.00	BANC OF AMERICA CORP (CALLABLE)		1.49%		\$ 2,563.35	\$ 2,563.35	
Maturity	5/19/2022	61744YAH1	\$ 100,000.00	MORGAN STANLEY CORP NOTES	\$ 100.00	2.75%	\$ 100,000.00	\$ 1,375.00	\$ 101,375.00	
Interest	5/20/2022	362569AC9	\$ 51,972.00	GMALT 2020-3 A3		0.45%		\$ 19.49	\$ 19.49	
Interest	5/20/2022	36261RAC2	\$ 150,000.00	GMALT 2021-1 A3		0.26%		\$ 32.50	\$ 32.50	
Interest	5/20/2022	380144AC9	\$ 175,000.00	GMALT 2021-2 A3		0.34%		\$ 49.58	\$ 49.58	
Interest	5/20/2022	89238EAC0	\$ 120,000.00	TLOT 2021-A A3		0.39%		\$ 39.00	\$ 39.00	
Interest	5/20/2022	92290BAA9	\$ 175,000.00	VZOT 2020-B A		0.47%		\$ 68.54	\$ 68.54	
Interest	5/20/2022	92348AAA3	\$ 97,753.75	VZOT 2019-C A1A		1.94%		\$ 158.04	\$ 158.04	
Interest	5/20/2022	92348TAA2	\$ 69,790.40	VZOT 2020-A A1A		1.85%		\$ 107.59	\$ 107.59	
Interest	5/20/2022	92868KAC7	\$ 170,000.00	VALET 2021-1 A3		1.02%		\$ 144.50	\$ 144.50	
Paydown	5/20/2022	362569AC9	\$ 8,651.26	GMALT 2020-3 A3	\$ 100.00	0.45%	\$ 8,651.26	\$ -	\$ 8,651.26	
Paydown	5/20/2022	92348AAA3	\$ 13,605.62	VZOT 2019-C A1A	\$ 100.00	1.94%	\$ 13,605.62	\$ -	\$ 13,605.62	
Paydown	5/20/2022	92348TAA2	\$ 7,721.19	VZOT 2020-A A1A	\$ 100.00	1.85%	\$ 7,721.19	\$ -	\$ 7,721.19	
Interest	5/21/2022	43815GAC3	\$ 135,000.00	HAROT 2021-4 A3		0.88%		\$ 99.00	\$ 99.00	
Interest	5/22/2022	3135G04Q3	\$ 1,385,000.00	FANNIE MAE NOTES		0.25%		\$ 1,731.25	\$ 1,731.25	
Buy	5/24/2022	02582JJT8	\$ (175,000.00)	AMXCA 2022-2 A	\$ 99.98	3.39%	\$ (174,961.29)	\$ -	\$ (174,961.29)	
Buy	5/24/2022	40428HTA0	\$ (335,000.00)	HSBC USA INC CORPORATE NOTES	\$ 100.00	3.75%	\$ (334,986.60)	\$ -	\$ (334,986.60)	
Interest	5/24/2022	4581X0DM7	\$ 325,000.00	INTER-AMERICAN DEVEL BK NOTES		0.50%		\$ 812.50	\$ 812.50	
Interest	5/24/2022	459058JM6	\$ 280,000.00	INTL BK RECON & DEVELOP NOTES		0.25%		\$ 350.00	\$ 350.00	
Sell	5/24/2022	912828S35	\$ 150,000.00	US TREASURY NOTES	\$ 99.07	1.38%	\$ 148,605.47	\$ 820.44	\$ 149,425.91	\$ (2,609.37)
Sell	5/24/2022	912828ZU7	\$ 125,000.00	US TREASURY NOTES	\$ 97.96	0.25%	\$ 122,451.17	\$ 137.36	\$ 122,588.53	\$ (2,606.51)
Interest	5/25/2022	05591RAC8	\$ 85,000.00	BMWLT 2021-1 A3		0.29%		\$ 20.54	\$ 20.54	
Buy	5/26/2022	90327QD89	\$ (180,000.00)	USAA CAPITAL CORP CORPORATE NOTES	\$ 99.67	3.38%	\$ (179,411.40)	\$ -	\$ (179,411.40)	
Sell	5/26/2022	912828S35	\$ 30,000.00	US TREASURY NOTES	\$ 99.22	1.38%	\$ 29,766.80	\$ 166.37	\$ 29,933.17	\$ (474.96)
Sell	5/26/2022	912828S35	\$ 100,000.00	US TREASURY NOTES	\$ 99.27	1.38%	\$ 99,265.63	\$ 554.56	\$ 99,820.19	\$ (1,540.23)
Interest	5/28/2022	04636NAC7	\$ 220,000.00	ASTRAZENECA FINANCE LLC (CALLABLE) CORP		0.70%		\$ 770.00	\$ 770.00	
Interest	5/31/2022	912828YV6	\$ 450,000.00	US TREASURY NOTES		1.50%		\$ 3,375.00	\$ 3,375.00	
Interest	6/1/2022	13067WQZ8	\$ 65,000.00	CA ST DEPT WTR RES WTR SYS TXBL REV BNDS		0.35%		\$ 113.43	\$ 113.43	
Interest	6/1/2022	13067WRA2	\$ 30,000.00	CA ST DEPT WTR RES WTR SYS TXBL REV BNDS		0.41%		\$ 62.10	\$ 62.10	
Interest	6/1/2022	46647PCH7	\$ 140,000.00	JPMORGAN CHASE & CO (CALLABLE) CORP NOTE		0.82%		\$ 576.80	\$ 576.80	
Interest	6/1/2022	MONEY0002	\$ -	MONEY MARKET FUND		0.00%		\$ 19.01	\$ 19.01	
Interest	6/2/2022	23341VZT1	\$ 450,000.00	DNB BANK ASA/NY LT CD		2.04%		\$ 4,641.00	\$ 4,641.00	
Interest	6/3/2022	023135BP0	\$ 150,000.00	AMAZON.COM INC CORPORATE NOTES		0.40%		\$ 300.00	\$ 300.00	
Interest	6/4/2022	3137EFAA2	\$ 815,000.00	FREDDIE MAC NOTES		0.25%		\$ 1,018.75	\$ 1,018.75	
Buy	6/6/2022	24422EWF2	\$ (85,000.00)	JOHN DEERE CAPITAL CORP CORPORATE NOTES	\$ 99.98	3.40%	\$ (84,980.45)	\$ -	\$ (84,980.45)	

City of Alameda (PFMAM) Transactions

Tran. Type	Settle Date	CUSIP	Par Value	Security Description	Price	Coupon	Amount	Accrued Interest	Net Amount	Gain/(Loss) on Amount
Buy	6/6/2022	91282CEQ0	\$ (1,250,000.00)	US TREASURY N/B NOTES	\$ 99.70	2.75%	\$ (1,246,191.41)	\$ (2,055.03)	\$ (1,248,246.44)	
Interest	6/6/2022	06051GKE8	\$ 350,000.00	BANK OF AMERICA CORP NOTES (CALLABLE)		1.53%		\$ 2,677.50	\$ 2,677.50	
Sell	6/6/2022	23341VZT1	\$ 450,000.00	DNB BANK ASA/NY LT CD	\$ 99.91	2.04%	\$ 449,600.54	\$ 102.00	\$ 449,702.54	\$ (399.46)
Sell	6/6/2022	3137EAE86	\$ 810,000.00	FREDDIE MAC NOTES	\$ 98.31	0.38%	\$ 796,302.90	\$ 261.56	\$ 796,564.46	\$ (13,593.45)
Sell	6/6/2022	912828S35	\$ 20,000.00	US TREASURY NOTES	\$ 99.03	1.38%	\$ 19,806.25	\$ 119.27	\$ 19,925.52	\$ (350.49)
Sell	6/6/2022	91282CDA6	\$ 60,000.00	US TREASURY NOTES	\$ 97.19	0.25%	\$ 58,314.84	\$ 27.46	\$ 58,342.30	\$ (1,664.92)
Interest	6/7/2022	24422EVQ9	\$ 75,000.00	JOHN DEERE CAPITAL CORP CORPORATE NOTES		0.45%		\$ 168.75	\$ 168.75	
Interest	6/8/2022	69371RQ82	\$ 50,000.00	PACCAR FINANCIAL CORP CORPORATE NOTES		0.80%		\$ 200.00	\$ 200.00	
Sell	6/8/2022	3137EAEQ8	\$ 250,000.00	FREDDIE MAC NOTES	\$ 98.49	0.38%	\$ 246,222.50	\$ 125.00	\$ 246,347.50	\$ (3,597.13)
Buy	6/9/2022	63254ABD9	\$ (250,000.00)	NATIONAL AUSTRALIA BK/NY CORPORATE NOTES	\$ 100.00	3.50%	\$ (250,000.00)	\$ -	\$ (250,000.00)	
Interest	6/9/2022	3133834G3	\$ 150,000.00	FEDERAL HOME LOAN BANKS NOTES		2.13%		\$ 1,593.75	\$ 1,593.75	
Buy	6/14/2022	92868AAC9	\$ (100,000.00)	VWALT 2022-A A3	\$ 99.99	3.44%	\$ (99,992.04)	\$ -	\$ (99,992.04)	
Sell	6/14/2022	91282CDA6	\$ 100,000.00	US TREASURY NOTES	\$ 96.43	0.25%	\$ 96,425.78	\$ 51.23	\$ 96,477.01	\$ (3,541.04)
Interest	6/15/2022	02004WAC5	\$ 7,190.53	ALLYA 2019-1 A3		2.91%		\$ 17.44	\$ 17.44	
Interest	6/15/2022	02007TAC9	\$ 36,836.35	ALLYA 2019-4 A3		1.84%		\$ 56.48	\$ 56.48	
Interest	6/15/2022	02008JAC0	\$ 290,000.00	ALLYA 2022-1 A3		3.31%		\$ 719.92	\$ 719.92	
Interest	6/15/2022	02582JJT8	\$ 175,000.00	AMXCA 2022-2 A		3.39%		\$ 346.06	\$ 346.06	
Interest	6/15/2022	14041NFY2	\$ 325,000.00	COMET 2021-A3 A3		1.04%		\$ 281.67	\$ 281.67	
Interest	6/15/2022	14041NFZ9	\$ 450,000.00	COMET 2022-A1 A1		2.80%		\$ 1,050.00	\$ 1,050.00	
Interest	6/15/2022	14042WAC4	\$ 14,623.42	COPAR 2019-1 A3		2.51%		\$ 30.59	\$ 30.59	
Interest	6/15/2022	14043QAC6	\$ 140,000.00	COPAR 2022-1 A3		3.17%		\$ 505.44	\$ 505.44	
Interest	6/15/2022	14044CAC6	\$ 135,000.00	COPAR 2021-1 A3		0.77%		\$ 86.63	\$ 86.63	
Interest	6/15/2022	14314QAC8	\$ 150,000.00	CARMX 2021-2 A3		0.52%		\$ 65.00	\$ 65.00	
Interest	6/15/2022	14315FAD9	\$ 72,966.47	CARMX 2020-3 A3		0.62%		\$ 37.70	\$ 37.70	
Interest	6/15/2022	14315XAC2	\$ 63,745.42	CARMX 2020-1 A3		1.89%		\$ 100.40	\$ 100.40	
Interest	6/15/2022	14316HAC6	\$ 110,000.00	CARMX 2020-4 A3		0.50%		\$ 45.83	\$ 45.83	
Interest	6/15/2022	14316LAC7	\$ 25,808.28	CARMX 2019-2 A3		2.68%		\$ 57.64	\$ 57.64	
Interest	6/15/2022	14316NAC3	\$ 75,000.00	CARMX 2021-1 A3		0.34%		\$ 21.25	\$ 21.25	
Interest	6/15/2022	14317DAC4	\$ 215,000.00	CARMX 2021-3 A3		0.55%		\$ 98.54	\$ 98.54	
Interest	6/15/2022	14317HAC5	\$ 185,000.00	CARMX 2022-2 A3		3.49%		\$ 538.04	\$ 538.04	
Interest	6/15/2022	254683CP8	\$ 140,000.00	DCENT 2021-A1 A1		0.58%		\$ 67.67	\$ 67.67	
Interest	6/15/2022	31680YAD9	\$ 5,935.99	FIFTH THIRD AUTO TRUST		2.64%		\$ 13.06	\$ 13.06	
Interest	6/15/2022	345286AC2	\$ 75,000.00	FORDO 2022-A A3		1.29%		\$ 80.63	\$ 80.63	
Interest	6/15/2022	34531KAD4	\$ 64,991.04	FORDO 2019-C A3		1.87%		\$ 101.28	\$ 101.28	
Interest	6/15/2022	34533FAD3	\$ 15,673.15	FORDO 2019-A A3		2.78%		\$ 36.31	\$ 36.31	
Interest	6/15/2022	41284YAD8	\$ 215,000.00	HDMOT 2022-A A3		3.06%		\$ 548.25	\$ 548.25	
Interest	6/15/2022	43815BAC4	\$ 195,000.00	HAROT 2022-1 A3		1.88%		\$ 305.50	\$ 305.50	
Interest	6/15/2022	44891JAC2	\$ 44,828.89	HART 2019-B A3		1.94%		\$ 72.47	\$ 72.47	
Interest	6/15/2022	448977AD0	\$ 255,000.00	HART 2022-A A3		2.22%		\$ 471.75	\$ 471.75	
Interest	6/15/2022	44932NAD2	\$ 1,076.05	HYUNDAI AUTO RECEIVABLES TRUST		2.66%		\$ 2.39	\$ 2.39	
Interest	6/15/2022	44933LAC7	\$ 100,000.00	HART 2021-A A3		0.38%		\$ 31.67	\$ 31.67	
Interest	6/15/2022	44935FAD6	\$ 100,000.00	HART 2021-C A3		0.74%		\$ 61.67	\$ 61.67	
Interest	6/15/2022	50117EAB0	\$ 100,000.00	KCOT 2022-1A A2		2.34%		\$ 195.00	\$ 195.00	
Interest	6/15/2022	50117EAC8	\$ 235,000.00	KCOT 2022-1A A3		2.67%		\$ 522.88	\$ 522.88	
Interest	6/15/2022	50117TAC5	\$ 105,000.00	KCOT 2021-1A A3		0.62%		\$ 54.25	\$ 54.25	
Interest	6/15/2022	50117XAE2	\$ 170,000.00	KCOT 2021-2A A3		0.56%		\$ 79.33	\$ 79.33	
Interest	6/15/2022	58769EAC2	\$ 43,326.26	MBALT 2020-B A3		0.40%		\$ 14.44	\$ 14.44	
Interest	6/15/2022	65479CAD0	\$ 83,623.28	NAROT 2020-B A3		0.55%		\$ 38.33	\$ 38.33	
Interest	6/15/2022	65479JAD5	\$ 85,438.37	NAROT 2019-C A3		1.93%		\$ 137.41	\$ 137.41	
Interest	6/15/2022	89233MAD5	\$ 87,053.24	TAOT 2019-D A3		1.92%		\$ 139.29	\$ 139.29	
Interest	6/15/2022	89238FAD5	\$ 135,000.00	TAOT 2022-B A3		2.93%		\$ 329.63	\$ 329.63	
Interest	6/15/2022	89238JAC9	\$ 135,000.00	TAOT 2021-D A3		0.71%		\$ 79.88	\$ 79.88	
Interest	6/15/2022	91282CBA8	\$ 225,000.00	US TREASURY NOTES		0.13%		\$ 140.63	\$ 140.63	

City of Alameda (PFMAM) Transactions										
Tran. Type	Settle Date	CUSIP	Par Value	Security Description	Price	Coupon	Amount	Accrued Interest	Net Amount	Gain/(Loss) on Amount
Interest	6/15/2022	91282CCG4	\$ 3,125,000.00	US TREASURY N/B NOTES		0.25%		\$ 3,906.25	\$ 3,906.25	
Interest	6/15/2022	91282CDN8	\$ 700,000.00	US TREASURY N/B NOTES		1.00%		\$ 3,500.00	\$ 3,500.00	
Interest	6/15/2022	98163KAC6	\$ 160,000.00	WOART 2021-D A3		0.81%		\$ 108.00	\$ 108.00	
Paydown	6/15/2022	02004WAC5	\$ 5,356.95	ALLYA 2019-1 A3	\$ 100.00	2.91%	\$ 5,356.95	\$ -	\$ 5,356.95	
Paydown	6/15/2022	02007TAC9	\$ 5,150.50	ALLYA 2019-4 A3	\$ 100.00	1.84%	\$ 5,150.50	\$ -	\$ 5,150.50	
Paydown	6/15/2022	14042WAC4	\$ 4,590.45	COPAR 2019-1 A3	\$ 100.00	2.51%	\$ 4,590.45	\$ -	\$ 4,590.45	
Paydown	6/15/2022	14315FAD9	\$ 5,572.48	CARMX 2020-3 A3	\$ 100.00	0.62%	\$ 5,572.48	\$ -	\$ 5,572.48	
Paydown	6/15/2022	14315XAC2	\$ 5,082.42	CARMX 2020-1 A3	\$ 100.00	1.89%	\$ 5,082.42	\$ -	\$ 5,082.42	
Paydown	6/15/2022	14316LAC7	\$ 4,539.36	CARMX 2019-2 A3	\$ 100.00	2.68%	\$ 4,539.36	\$ -	\$ 4,539.36	
Paydown	6/15/2022	31680YAD9	\$ 2,723.83	FIFTH THIRD AUTO TRUST	\$ 100.00	2.64%	\$ 2,723.83	\$ -	\$ 2,723.83	
Paydown	6/15/2022	34531KAD4	\$ 8,842.88	FORDO 2019-C A3	\$ 100.00	1.87%	\$ 8,842.88	\$ -	\$ 8,842.88	
Paydown	6/15/2022	34533FAD3	\$ 11,576.87	FORDO 2019-A A3	\$ 100.00	2.78%	\$ 11,576.87	\$ -	\$ 11,576.87	
Paydown	6/15/2022	44891JAC2	\$ 7,985.97	HART 2019-B A3	\$ 100.00	1.94%	\$ 7,985.97	\$ -	\$ 7,985.97	
Paydown	6/15/2022	44932NAD2	\$ 1,076.05	HYUNDAI AUTO RECEIVABLES TRUST	\$ 100.00	2.66%	\$ 1,076.05	\$ -	\$ 1,076.05	
Paydown	6/15/2022	58769EAC2	\$ 3,827.64	MBALT 2020-B A3	\$ 100.00	0.40%	\$ 3,827.64	\$ -	\$ 3,827.64	
Paydown	6/15/2022	65479CAD0	\$ 8,644.90	NAROT 2020-B A3	\$ 100.00	0.55%	\$ 8,644.90	\$ -	\$ 8,644.90	
Paydown	6/15/2022	65479JAD5	\$ 9,910.50	NAROT 2019-C A3	\$ 100.00	1.93%	\$ 9,910.50	\$ -	\$ 9,910.50	
Paydown	6/15/2022	89233MAD5	\$ 11,257.68	TAOT 2019-D A3	\$ 100.00	1.92%	\$ 11,257.68	\$ -	\$ 11,257.68	
Interest	6/16/2022	362554AC1	\$ 110,000.00	GMCAR 2021-4 A3		0.68%		\$ 62.33	\$ 62.33	
Interest	6/16/2022	36256XAD4	\$ 866.37	GMCAR 2019-1 A3		2.97%		\$ 2.14	\$ 2.14	
Interest	6/16/2022	362585AC5	\$ 115,000.00	GMCAR 2022-2 A3		3.10%		\$ 297.08	\$ 297.08	
Interest	6/16/2022	36258NAC6	\$ 40,412.56	GMCAR 2020-1 A3		1.84%		\$ 61.97	\$ 61.97	
Interest	6/16/2022	362590AC5	\$ 118,700.95	GMCAR 2020-3 A3		0.45%		\$ 44.51	\$ 44.51	
Interest	6/16/2022	380146AC4	\$ 100,000.00	GMCAR 2022-1 A3		1.26%		\$ 105.00	\$ 105.00	
Paydown	6/16/2022	36256XAD4	\$ 866.37	GMCAR 2019-1 A3	\$ 100.00	2.97%	\$ 866.37	\$ -	\$ 866.37	
Paydown	6/16/2022	36258NAC6	\$ 4,014.85	GMCAR 2020-1 A3	\$ 100.00	1.84%	\$ 4,014.85	\$ -	\$ 4,014.85	
Paydown	6/16/2022	362590AC5	\$ 7,817.77	GMCAR 2020-3 A3	\$ 100.00	0.45%	\$ 7,817.77	\$ -	\$ 7,817.77	
Interest	6/18/2022	43813KAC6	\$ 134,556.40	HAROT 2020-3 A3		0.37%		\$ 41.49	\$ 41.49	
Interest	6/18/2022	43813VAC2	\$ 70,929.69	HAROT 2019-4 A3		1.83%		\$ 108.17	\$ 108.17	
Interest	6/18/2022	43814WAC9	\$ 4,092.67	HAROT 2019-1 A3		2.83%		\$ 9.65	\$ 9.65	
Paydown	6/18/2022	43813KAC6	\$ 9,288.40	HAROT 2020-3 A3	\$ 100.00	0.37%	\$ 9,288.40	\$ -	\$ 9,288.40	
Paydown	6/18/2022	43813VAC2	\$ 8,079.44	HAROT 2019-4 A3	\$ 100.00	1.83%	\$ 8,079.44	\$ -	\$ 8,079.44	
Paydown	6/18/2022	43814WAC9	\$ 4,092.67	HAROT 2019-1 A3	\$ 100.00	2.83%	\$ 4,092.67	\$ -	\$ 4,092.67	
Interest	6/20/2022	362569AC9	\$ 43,320.74	GMALT 2020-3 A3		0.45%		\$ 16.25	\$ 16.25	
Interest	6/20/2022	36261RAC2	\$ 150,000.00	GMALT 2021-1 A3		0.26%		\$ 32.50	\$ 32.50	
Interest	6/20/2022	380144AC9	\$ 175,000.00	GMALT 2021-2 A3		0.34%		\$ 49.58	\$ 49.58	
Interest	6/20/2022	89238EAC0	\$ 120,000.00	TLOT 2021-A A3		0.39%		\$ 39.00	\$ 39.00	
Interest	6/20/2022	92290BAA9	\$ 175,000.00	VZOT 2020-B A		0.47%		\$ 68.54	\$ 68.54	
Interest	6/20/2022	92348AAA3	\$ 84,148.13	VZOT 2019-C A1A		1.94%		\$ 136.04	\$ 136.04	
Interest	6/20/2022	92348TAA2	\$ 62,069.21	VZOT 2020-A A1A		1.85%		\$ 95.69	\$ 95.69	
Interest	6/20/2022	92868KAC7	\$ 170,000.00	VALET 2021-1 A3		1.02%		\$ 144.50	\$ 144.50	
Paydown	6/20/2022	362569AC9	\$ 8,498.15	GMALT 2020-3 A3	\$ 100.00	0.45%	\$ 8,498.15	\$ -	\$ 8,498.15	
Paydown	6/20/2022	36261RAC2	\$ 5,355.74	GMALT 2021-1 A3	\$ 100.00	0.26%	\$ 5,355.74	\$ -	\$ 5,355.74	
Paydown	6/20/2022	92348AAA3	\$ 13,292.66	VZOT 2019-C A1A	\$ 100.00	1.94%	\$ 13,292.66	\$ -	\$ 13,292.66	
Paydown	6/20/2022	92348TAA2	\$ 7,575.16	VZOT 2020-A A1A	\$ 100.00	1.85%	\$ 7,575.16	\$ -	\$ 7,575.16	
Interest	6/21/2022	43815GAC3	\$ 135,000.00	HAROT 2021-4 A3		0.88%		\$ 99.00	\$ 99.00	
Interest	6/25/2022	05591RAC8	\$ 85,000.00	BMWLT 2021-1 A3		0.29%		\$ 20.54	\$ 20.54	
Paydown	6/25/2022	05591RAC8	\$ 99.38	BMWLT 2021-1 A3	\$ 100.00	0.29%	\$ 99.38	\$ -	\$ 99.38	
Interest	6/26/2022	3137EAES4	\$ 850,000.00	FREDDIE MAC NOTES		0.25%		\$ 1,062.50	\$ 1,062.50	
Sell	6/29/2022	89236TJD8	\$ 100,000.00	JYOTA MOTOR CREDIT CORP CORPORATE NOTE	\$ 98.04	0.40%	\$ 98,040.00	\$ 92.22	\$ 98,132.22	\$ (1,928.69)
Buy	6/30/2022	89236TKC8	\$ (125,000.00)	JYOTA MOTOR CREDIT CORP CORPORATE NOTE	\$ 99.91	3.95%	\$ (124,881.25)	\$ -	\$ (124,881.25)	
Withdraw	6/30/2022	CASH			\$ -	0.00%	\$ (0.04)	\$ -	\$ (0.04)	